



US00D579324S

(12) **United States Design Patent**  
**Schmidt**

(10) **Patent No.:** **US D579,324 S**

(45) **Date of Patent:** **\*\* Oct. 28, 2008**

(54) **CONTAINER**

(75) Inventor: **Daniela Schmidt**, Solingen (DE)

(73) Assignee: **Jaguar Stahlwarenfabrik GmbH & Co. KG**, Solingen (DE)

(\*\*) Term: **14 Years**

(21) Appl. No.: **29/280,499**

(22) Filed: **May 30, 2007**

(30) **Foreign Application Priority Data**

Apr. 5, 2007 (EM) ..... 000703491

(51) **LOC (8) Cl.** ..... **09-03**

(52) **U.S. Cl.** ..... **D9/418**

(58) **Field of Classification Search** ..... D9/414-424,  
D9/428, 430-434, 450, 523-525, 715, 719,  
D9/503; D3/203.1-203.4, 206, 294; 220/253,  
220/254.2, 507, 326, 825, 835; 206/538,  
206/533-534; 229/123.2-123.3, 125.13-125.14;  
D19/51, 84, 85; D30/101

See application file for complete search history.

(56) **References Cited**

**U.S. PATENT DOCUMENTS**

D227,351 S \* 6/1973 Winston ..... D9/418  
D235,080 S \* 5/1975 Verona ..... D3/206  
D244,259 S \* 5/1977 Bergstein ..... D9/418  
D259,922 S \* 7/1981 Seki ..... D9/418  
D328,248 S \* 7/1992 Ruff ..... D9/418  
D350,626 S \* 9/1994 Ross ..... D30/101  
D434,980 S \* 12/2000 Suzuki ..... D9/418  
D449,982 S \* 11/2001 Ferris ..... D9/719  
D468,636 S \* 1/2003 Weinstein et al. .... D9/418  
D470,761 S \* 2/2003 Kelvie ..... D9/719

D494,856 S \* 8/2004 Hillard ..... D9/715  
D498,673 S \* 11/2004 Weiss ..... D9/418  
D556,566 S \* 12/2007 Steele et al. .... D9/418

\* cited by examiner

*Primary Examiner*—Robert M. Spear

*Assistant Examiner*—Susan E Krakower

(74) *Attorney, Agent, or Firm*—Grossman Tucker Perreault & Pflieger, PLLC

(57) **CLAIM**

The original design for a container, as shown and described.

**DESCRIPTION**

FIG. 1 is a front view of a container of the present invention;

FIG. 2 is a rear view of FIG. 1;

FIG. 3 is a left side view of FIG. 1;

FIG. 4 is a right side view of FIG. 1;

FIG. 5 is a bottom view of FIG. 1;

FIG. 6 is a top view of FIG. 1;

FIG. 7 is a perspective view of FIG. 1;

FIG. 8 is a front view of a container of the present invention containing an exemplary article;

FIG. 9 is a rear view of FIG. 8;

FIG. 10 is a left side view of FIG. 8;

FIG. 11 is a right side view of FIG. 8;

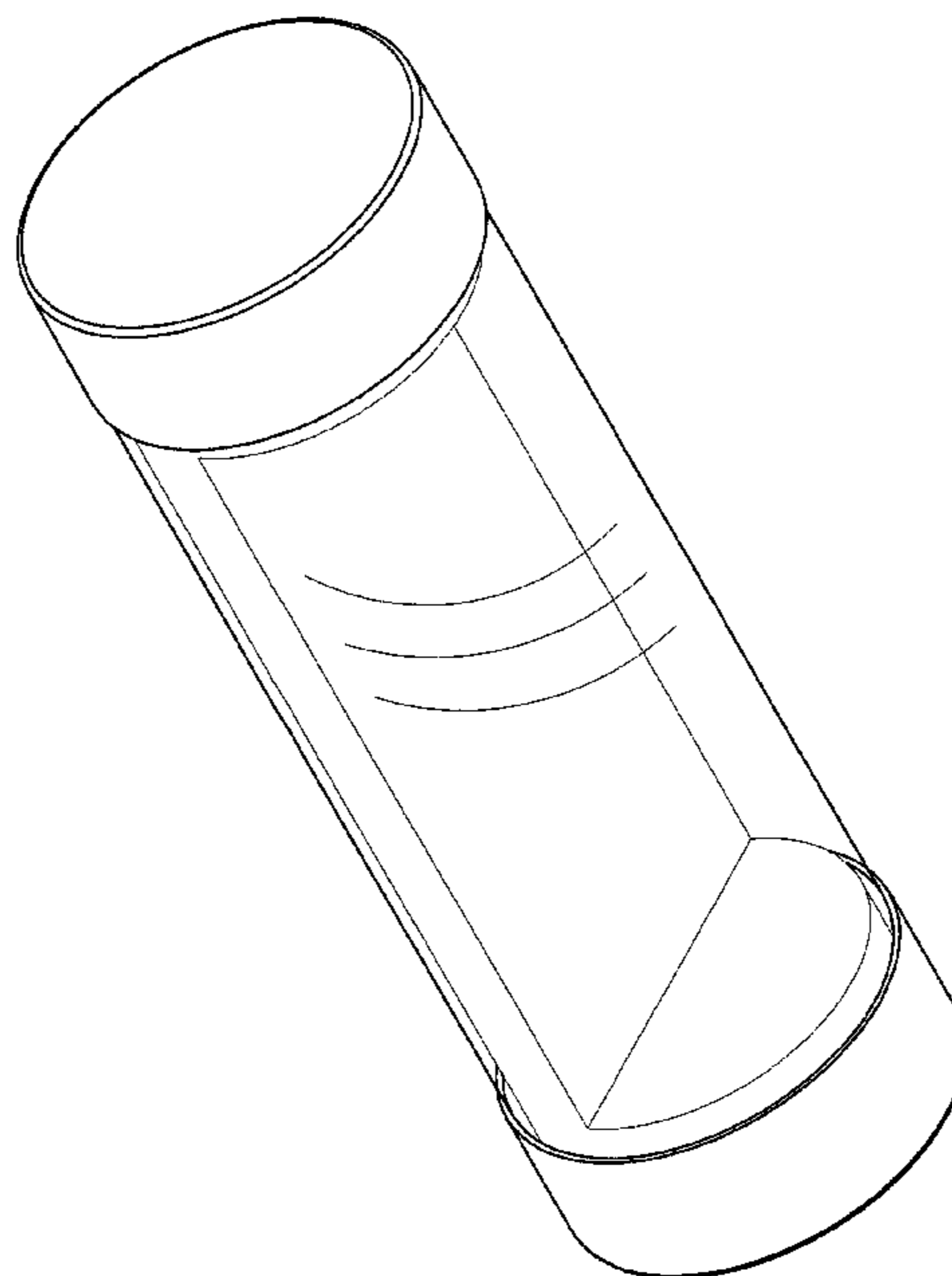
FIG. 12 is a bottom view of FIG. 8;

FIG. 13 is a top view of FIG. 8; and,

FIG. 14 is a perspective view of FIG. 8.

The broken lines show environmental subject matter and form no part of the claimed design.

**1 Claim, 12 Drawing Sheets**






FIG. 1




FIG. 2

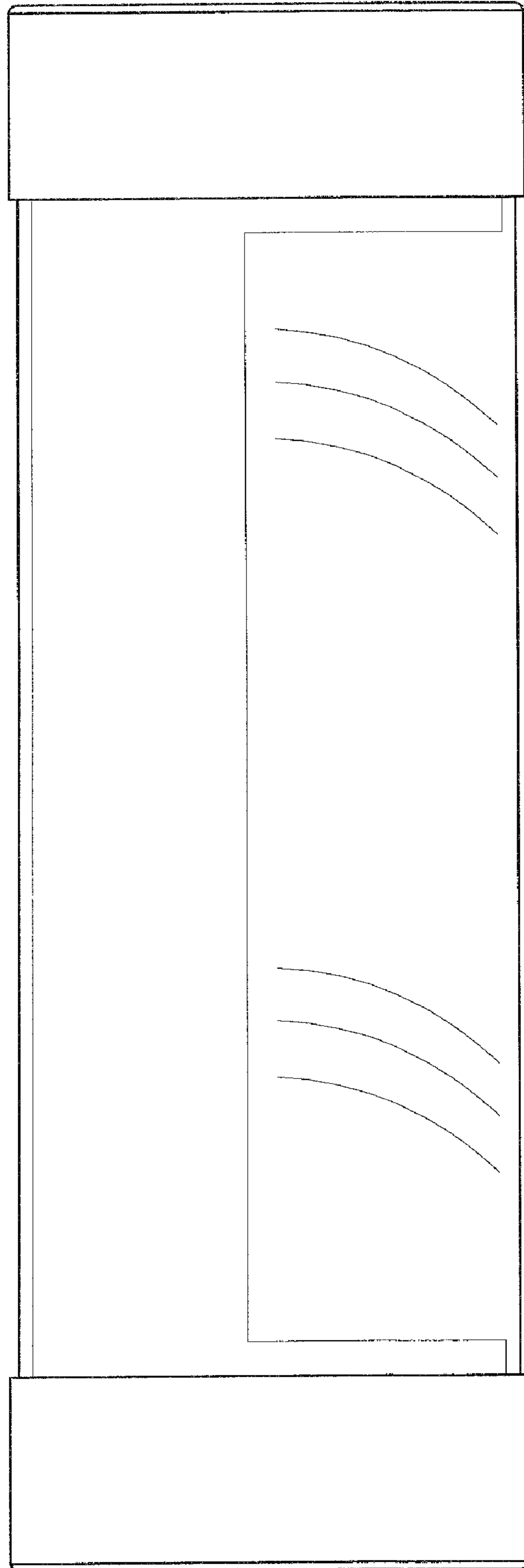


FIG. 3




FIG. 4




FIG. 5




FIG. 6

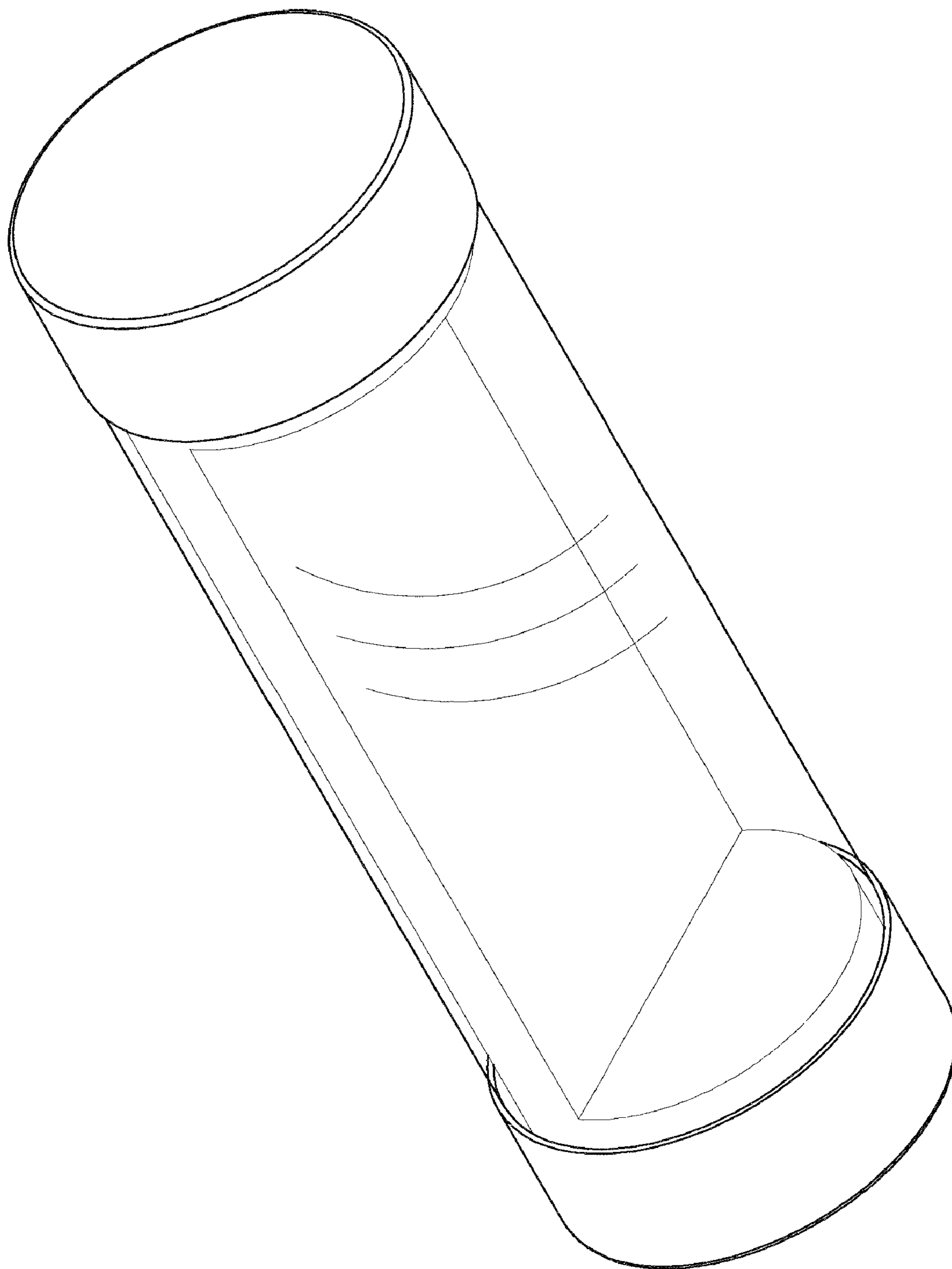


FIG. 7

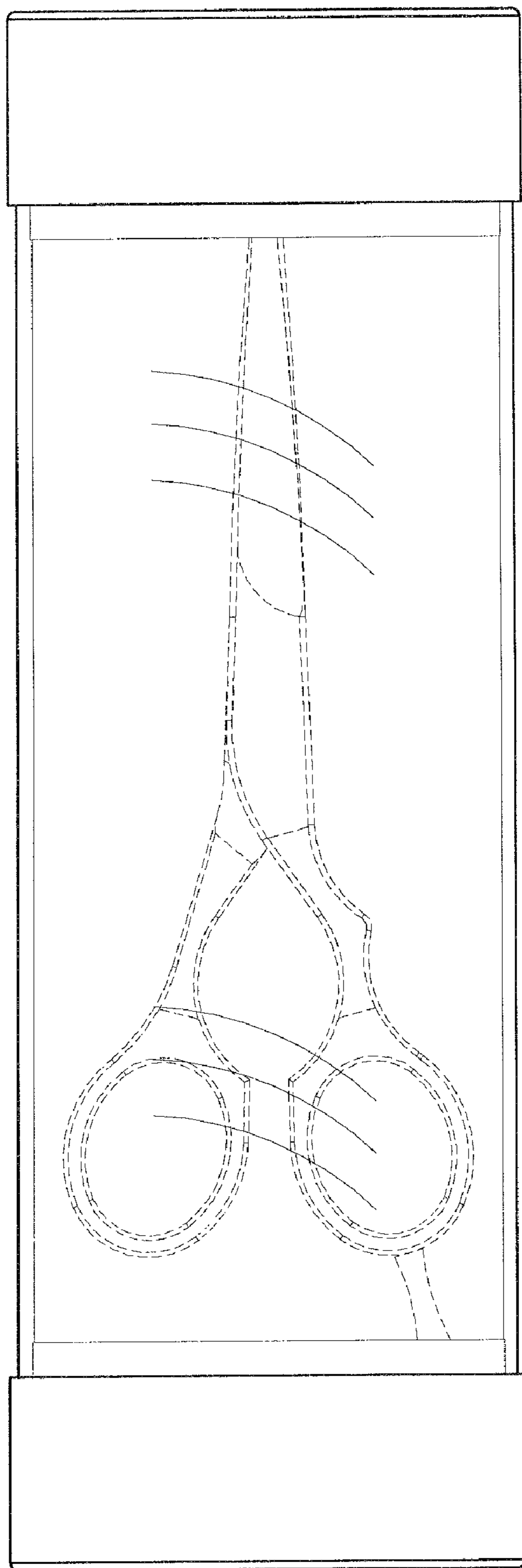


FIG. 8






FIG. 9

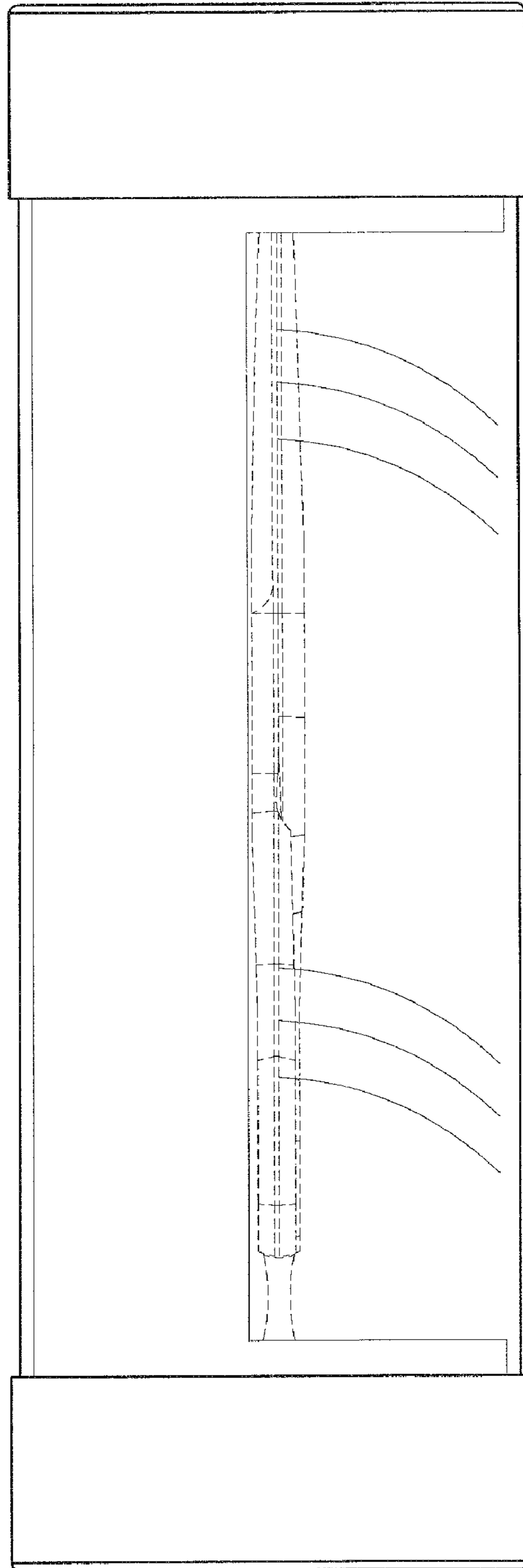


FIG. 10




FIG. 11




FIG. 12




FIG. 13

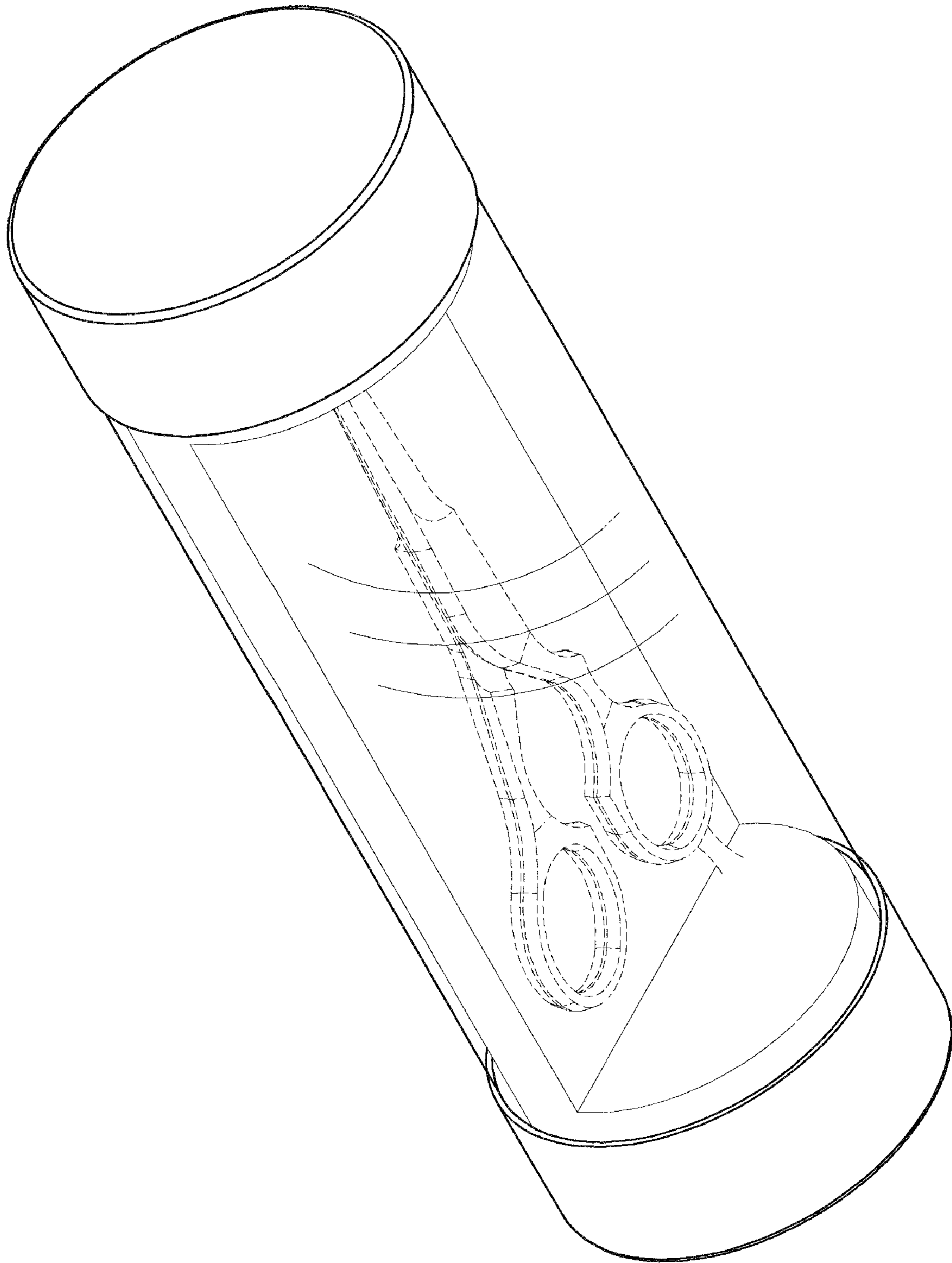


FIG. 14