



US00D579315S

(12) **United States Design Patent**  
**Samhammer et al.**

(10) **Patent No.:** **US D579,315 S**  
(45) **Date of Patent:** **\*\* Oct. 28, 2008**

(54) **LATCH**  
(75) Inventors: **Christopher Samhammer**, Redmond, WA (US); **Richard K. Simms**, Redmond, WA (US); **Linsey K. Mallory**, Montesano, WA (US); **Patrick C. Moran**, Seattle, WA (US); **Ximena Rozo**, Seattle, WA (US); **Juliane B. Trummer**, Seattle, WA (US)

(73) Assignee: **The Boeing Company**, Chicago, IL (US)

(\*\*) Term: **14 Years**

(21) Appl. No.: **29/297,041**

(22) Filed: **Nov. 1, 2007**

**Related U.S. Application Data**

(62) Division of application No. 29/247,623, filed on Jun. 29, 2006, now Pat. No. Des. 559,077.

(51) **LOC (8) Cl.** ..... **08-07**  
(52) **U.S. Cl.** ..... **D8/331**  
(58) **Field of Classification Search** ..... D8/330-348, D8/306, 313, 302; 70/57, 63, 78, 84, 99, 70/101, 141, 208; 292/175, 336.3, 95, 11  
See application file for complete search history.

(56) **References Cited**

**U.S. PATENT DOCUMENTS**

D192,787 S \* 5/1962 Dyer ..... D8/313  
3,743,336 A \* 7/1973 Andrews ..... 292/173  
D230,132 S \* 1/1974 Pastva, Jr. .... D8/341  
D230,945 S \* 3/1974 Beckman ..... D8/341  
4,705,442 A 11/1987 Fucci  
D303,618 S \* 9/1989 Russell et al. .... D8/306  
5,630,632 A 5/1997 Swan  
D385,474 S \* 10/1997 Rechberg ..... D8/313

D390,443 S \* 2/1998 Zenner ..... D8/331  
D415,406 S 10/1999 Weinerman et al.  
D452,952 S 1/2002 Teskey  
6,340,933 B1 1/2002 Chen et al.  
D458,110 S \* 6/2002 Landeros ..... D8/338  
D471,428 S 3/2003 Mirick  
6,676,177 B2 1/2004 Daoud et al.  
6,829,150 B2 12/2004 Larson  
D531,882 S \* 11/2006 Haugaard et al. .... D8/336  
D543,437 S \* 5/2007 Mallory et al. .... D8/330  
D543,831 S \* 6/2007 Druckman et al. .... D8/330  
D565,931 S \* 4/2008 Samhammer et al. .... D8/331  
D567,064 S \* 4/2008 Samhammer et al. .... D8/331  
D569,706 S \* 5/2008 Samhammer et al. .... D8/330  
2002/0171249 A1 11/2002 Daoud et al.

**FOREIGN PATENT DOCUMENTS**

WO 2004/021747 A2 3/2004

\* cited by examiner

*Primary Examiner*—Mitchell I Siegel

(74) *Attorney, Agent, or Firm*—Ostrager Chong Flaherty & Broitman P.C.

(57) **CLAIM**

The ornamental design for a latch, as shown and described.

**DESCRIPTION**

FIG. 1 is a perspective view of a latch of the present invention; FIG. 2 is a front elevational view thereof; FIG. 3 is a top view thereof; FIG. 4 is a right side view thereof; FIG. 5 is a perspective view of a second embodiment of a latch of the present invention; and, FIG. 6 is a front elevational view thereof.

The broken line showing is included for the purpose of illustrating and forms no part of the claimed design.

**1 Claim, 5 Drawing Sheets**

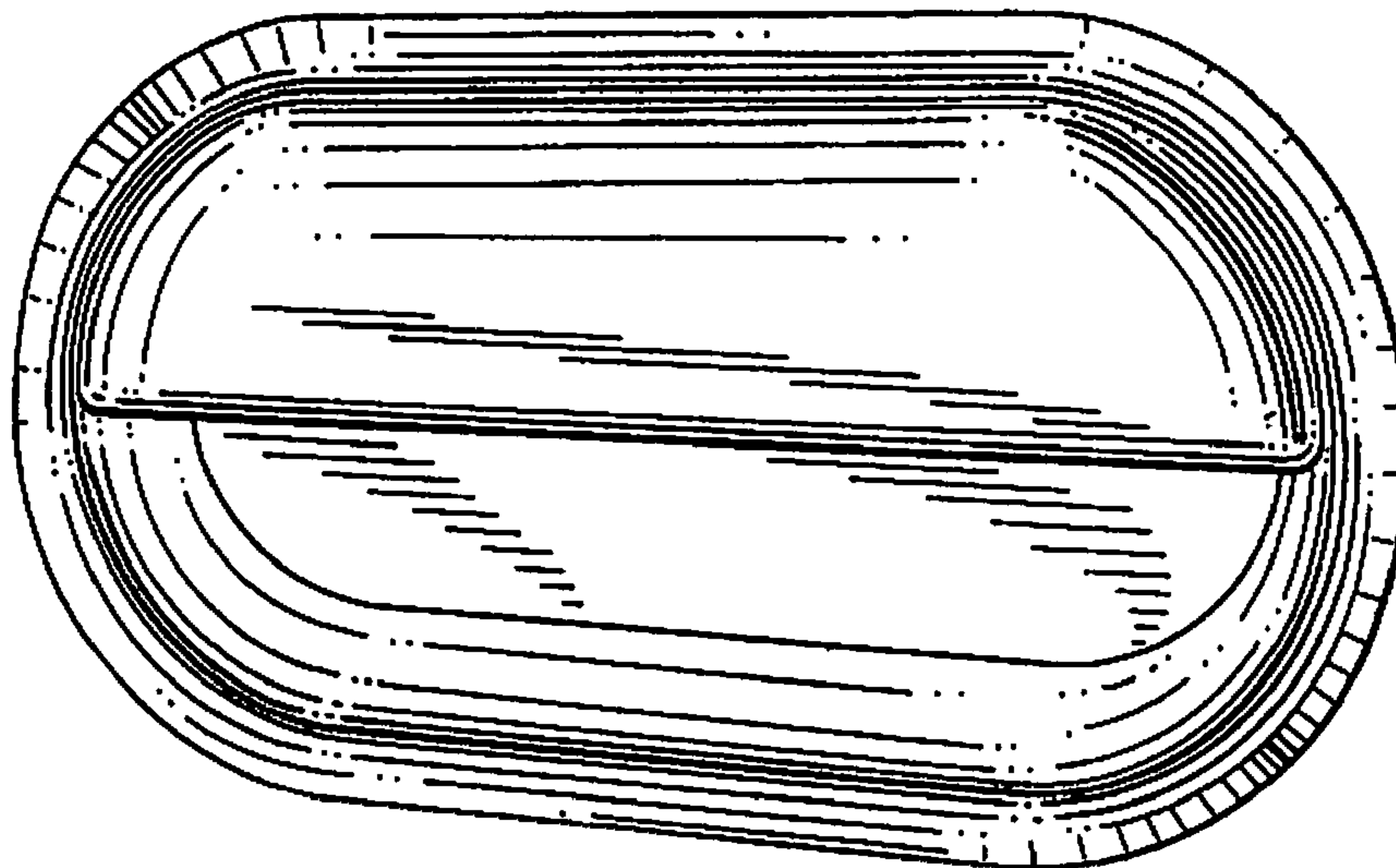




FIG. 1




FIG.2




FIG.3

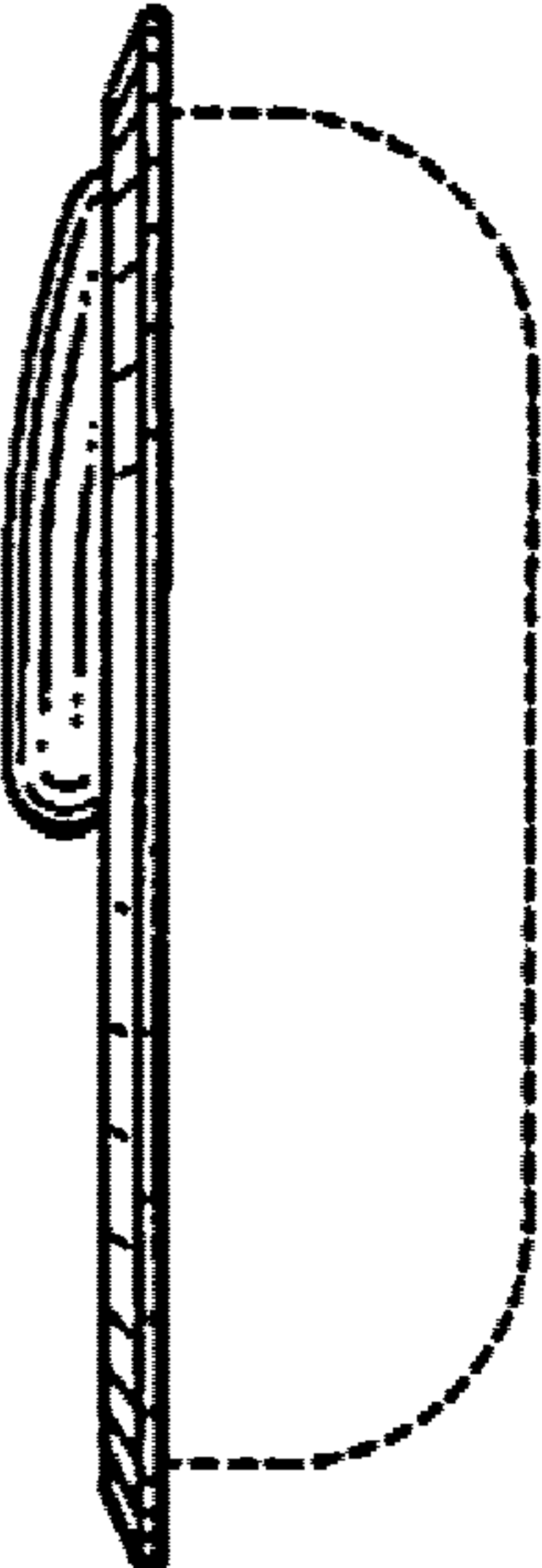


FIG.4

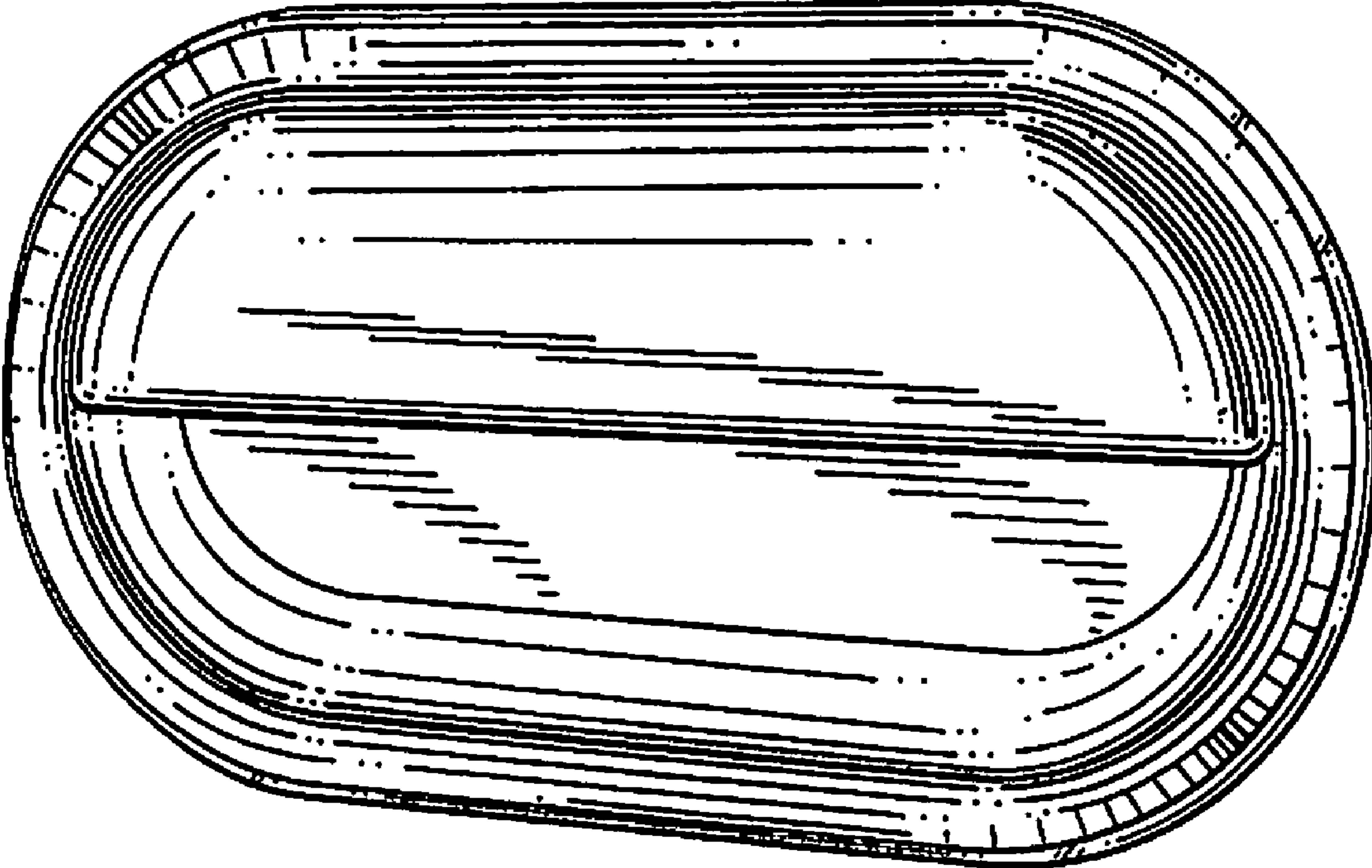


FIG.5






FIG.6