



US00D579314S

(12) **United States Design Patent**
Tozer et al.

(10) **Patent No.:** **US D579,314 S**
(45) **Date of Patent:** **** Oct. 28, 2008**

(54) **LATCH COVER**

(75) Inventors: **Chad Tozer**, Wellington (NZ); **Peter John Minter**, Reno, NV (US)

(73) Assignee: **ASSA ABLOY Australia Pty Limited**, Oakleigh, Victoria (AU)

(**) Term: **14 Years**

(21) Appl. No.: **29/278,919**

(22) Filed: **Apr. 13, 2007**

(51) **LOC (8) Cl.** **08-07**

(52) **U.S. Cl.** **D8/331**

(58) **Field of Classification Search** D8/330,
D8/331, 336, 338, 339, 341, 343, 346, 302;
70/77, 78, 79, 56, 89, 156, 230, 372, 43,
70/336.3, 277, 14, 51, 141; 292/207, 150,
292/359

See application file for complete search history.

(56) **References Cited**

U.S. PATENT DOCUMENTS

| | | | | |
|-----------|------|---------|----------------|---------|
| 4,730,972 | A * | 3/1988 | Sun et al. | 412/7 |
| 4,790,579 | A * | 12/1988 | Maxwell et al. | 292/175 |
| 6,079,527 | A * | 6/2000 | Kuo | 190/115 |
| D433,920 | S * | 11/2000 | Chang | D8/331 |
| D435,781 | S * | 1/2001 | Freck | D8/338 |
| 6,173,592 | B1 * | 1/2001 | Yu | 70/69 |

| | | | | |
|-----------|------|---------|-----------------|--------|
| D443,496 | S * | 6/2001 | DeCosse | D8/300 |
| 6,502,435 | B2 * | 1/2003 | Watts et al. | 70/95 |
| D471,428 | S * | 3/2003 | Mirick | D8/331 |
| D480,621 | S * | 10/2003 | Ling | D8/331 |
| D484,024 | S * | 12/2003 | Teskey et al. | D8/331 |
| D507,171 | S * | 7/2005 | Sykes | D8/331 |
| D508,195 | S * | 8/2005 | Pack et al. | D8/302 |
| D517,395 | S * | 3/2006 | Alchin | D8/330 |
| D519,824 | S * | 5/2006 | Collings et al. | D8/331 |
| D525,111 | S * | 7/2006 | Farrell et al. | D8/331 |
| D526,187 | S * | 8/2006 | Farrell et al. | D8/343 |
| D568,143 | S * | 5/2008 | Sclater | D8/331 |

* cited by examiner

Primary Examiner—Prabhakar Deshmukh

(74) *Attorney, Agent, or Firm*—Taylor & Aust, P.C.

(57) **CLAIM**

The ornamental design for a latch cover, as shown and described.

DESCRIPTION

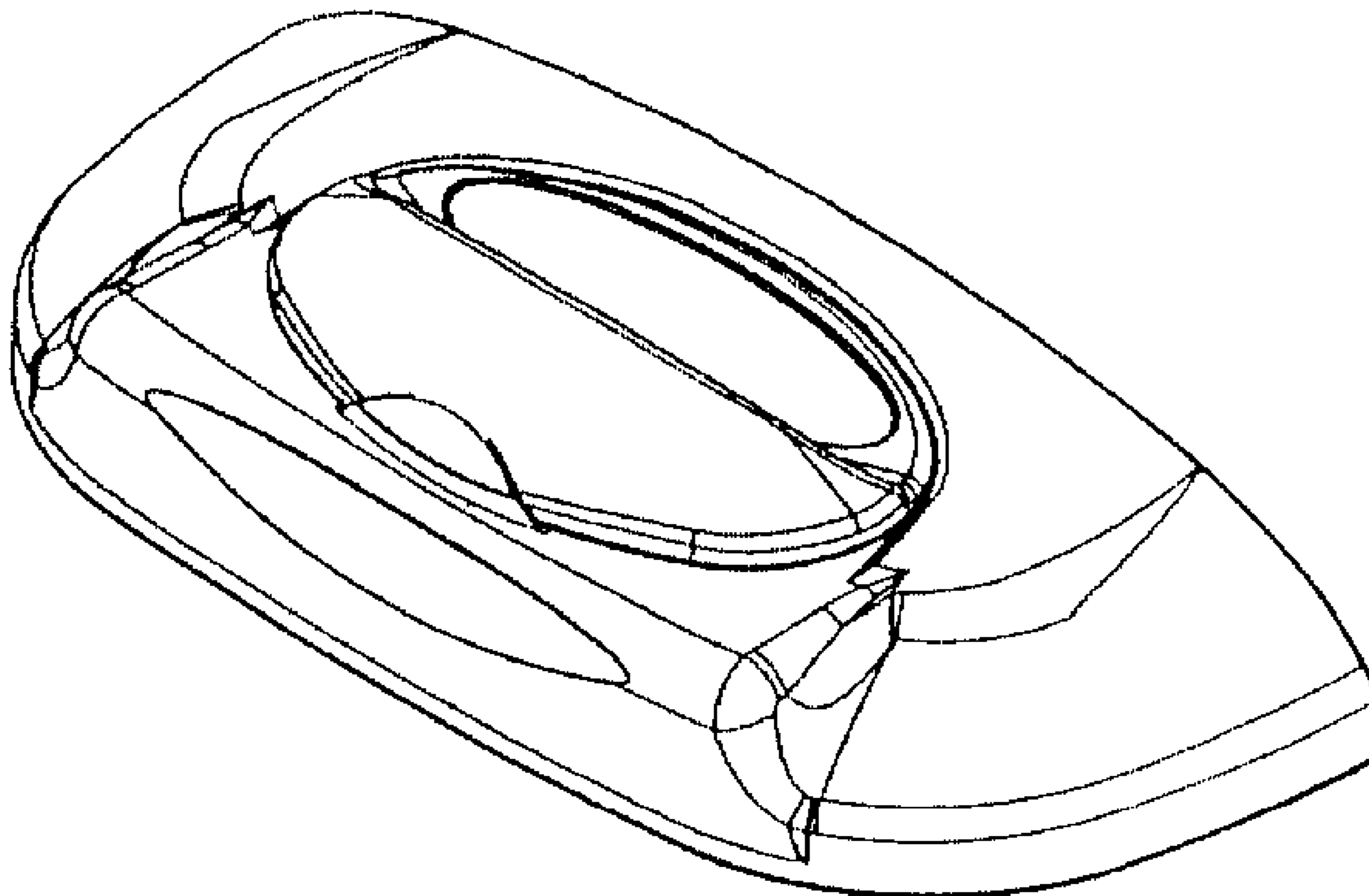
FIG. 1 is a perspective view of a latch cover showing our new design;

FIG. 2 is a top view thereof;

FIG. 3 is a side view thereof, the opposite view being substantially identical; and,

FIG. 4 is a rear view thereof.

1 Claim, 1 Drawing Sheet



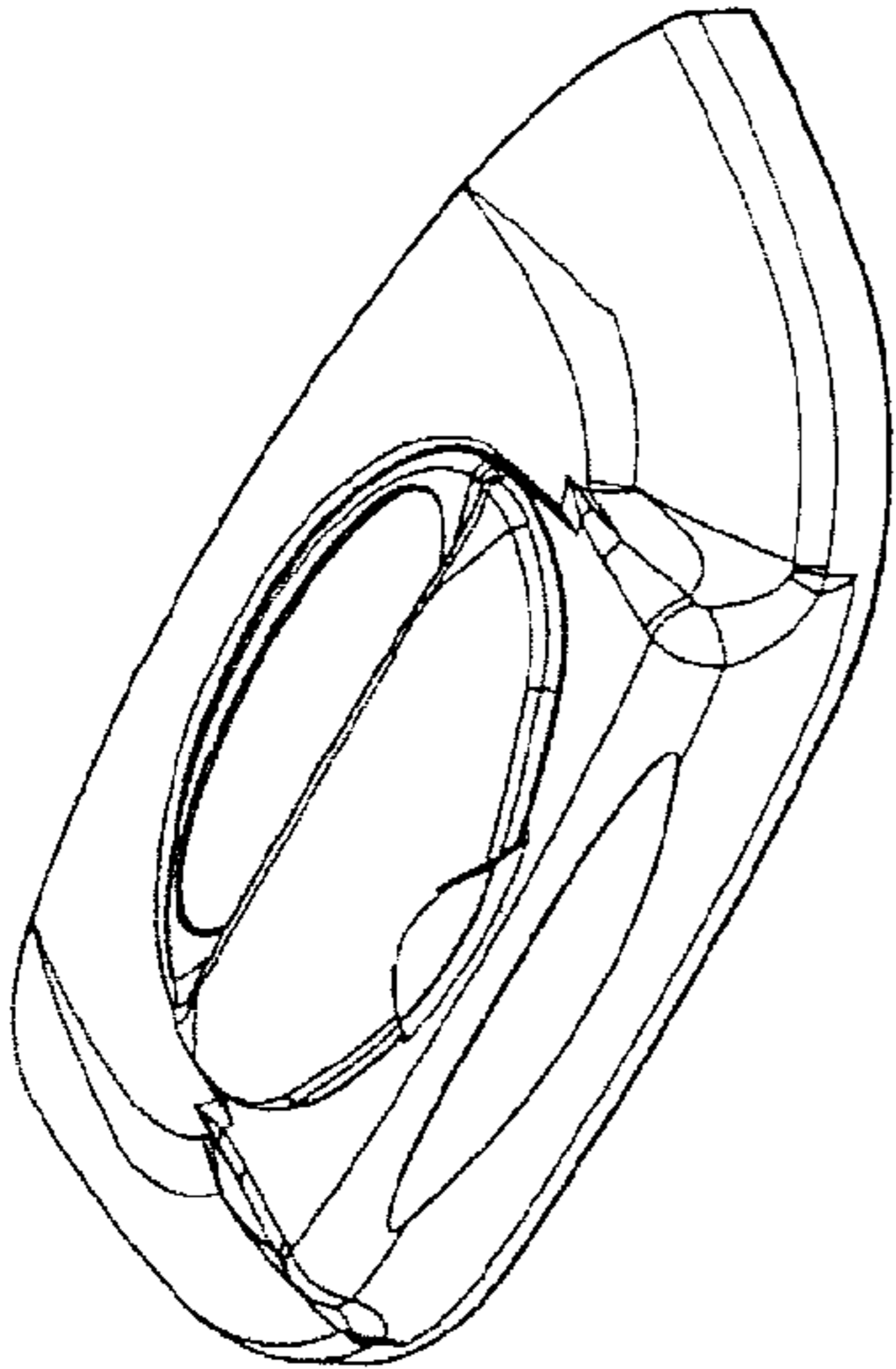


FIG 1

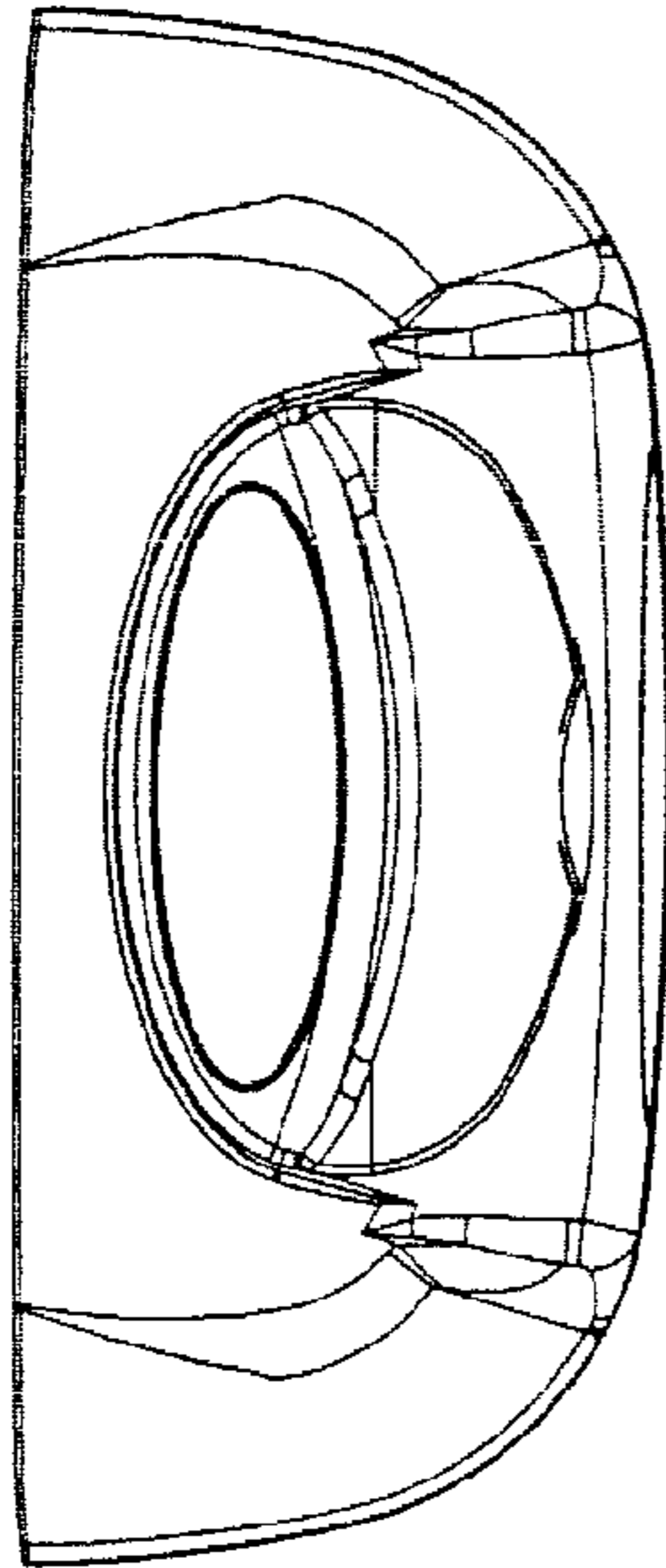


FIG 2

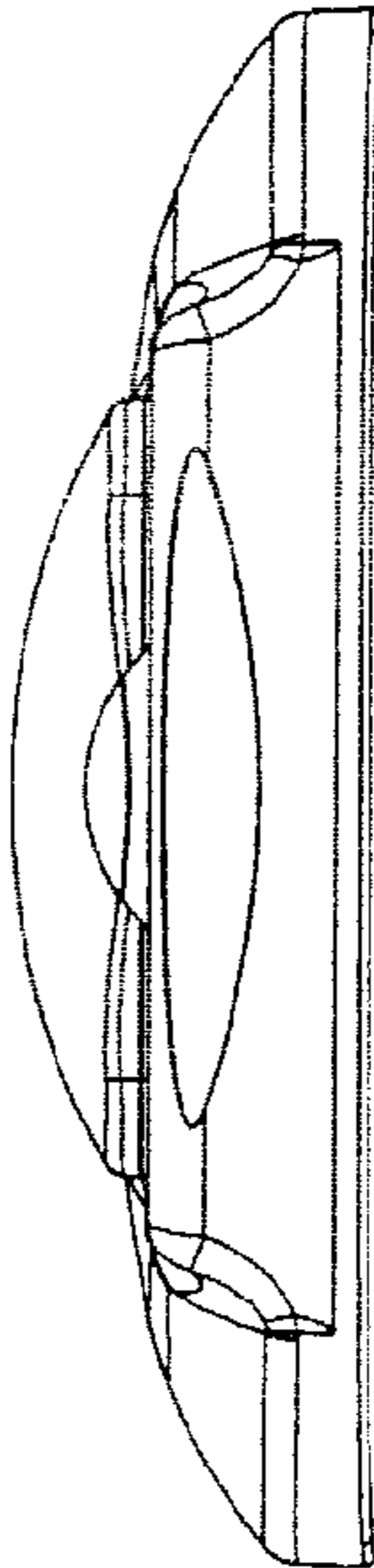


FIG 4

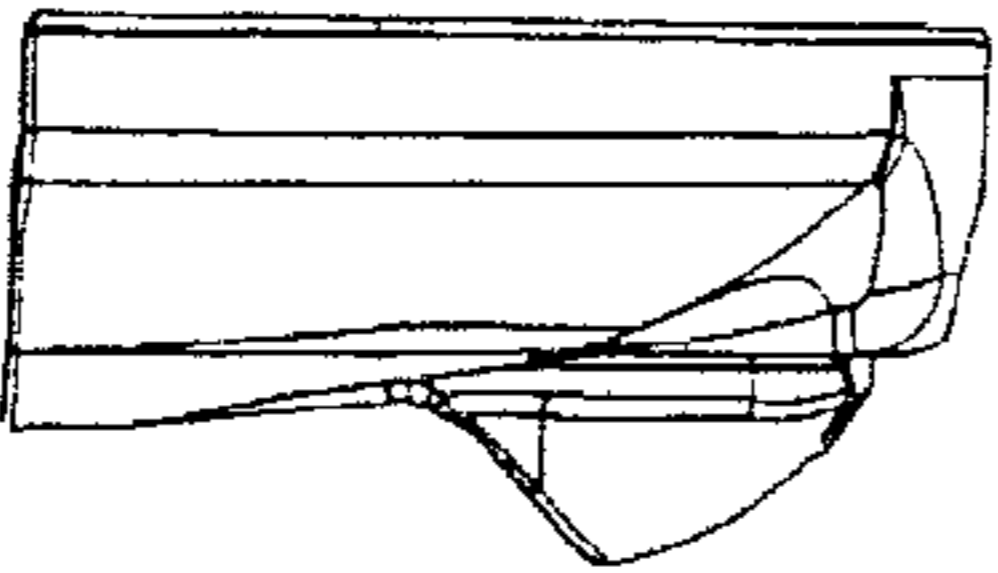


FIG 3