



US00D579313S

(12) **United States Design Patent**  
**Fenton et al.**

(10) **Patent No.:** **US D579,313 S**

(45) **Date of Patent:** **\*\* Oct. 28, 2008**

(54) **BIASABLE LOCK WITH POCKET**

(75) Inventors: **Timm John Fenton**, Califon, NJ (US);  
**Paul Victor Scicluna**, Penndel, PA (US)

(73) Assignee: **Tumi, Inc.**, South Plainfield, NJ (US)

(\*\*) Term: **14 Years**

(21) Appl. No.: **29/267,283**

(22) Filed: **Oct. 10, 2006**

(51) **LOC (8) Cl.** ..... **08-07**

(52) **U.S. Cl.** ..... **D8/331; D8/339; D8/343**

(58) **Field of Classification Search** ..... **D8/330,**  
**D8/331, 333, 339, 343; D3/273, 274, 318;**  
**70/23, 30, 51, 52, 57.1, 64-70, 78, DIG. 80;**  
**190/100-102**

See application file for complete search history.

(56) **References Cited**

**U.S. PATENT DOCUMENTS**

1,311,040	A *	7/1919	Burton	70/64
5,004,100	A *	4/1991	Smith	206/315.2
D347,157	S *	5/1994	Brown	D8/333
D385,770	S *	11/1997	Jackson	D8/330
6,357,567	B1 *	3/2002	Tsai	190/18 A
6,430,974	B1 *	8/2002	Mitchell et al.	70/18
7,032,415	B2 *	4/2006	Young	70/18
D540,149	S *	4/2007	Tollefson	D8/330
D546,065	S *	7/2007	Fenton et al.	D3/321
D549,073	S *	8/2007	Gilbert et al.	D8/330

\* cited by examiner

*Primary Examiner*—Prabhakar Deshmukh

(74) *Attorney, Agent, or Firm*—Charles E. Baxley

(57) **CLAIM**

The ornamental design for biasable lock with pocket, as shown and described.

**DESCRIPTION**

FIG. 1 is a perspective view of a biasable lock with pocket showing our new design, shown in it's environmental use and the broken lines are for illustrative purpose only and form no part of the claimed design;

FIG. 2 is an enlarged perspective view thereof;

FIG. 3 is a front elevational view thereof;

FIG. 4 is a right side elevational view thereof;

FIG. 5 is a rear elevational view thereof;

FIG. 6 is a left side elevational view thereof;

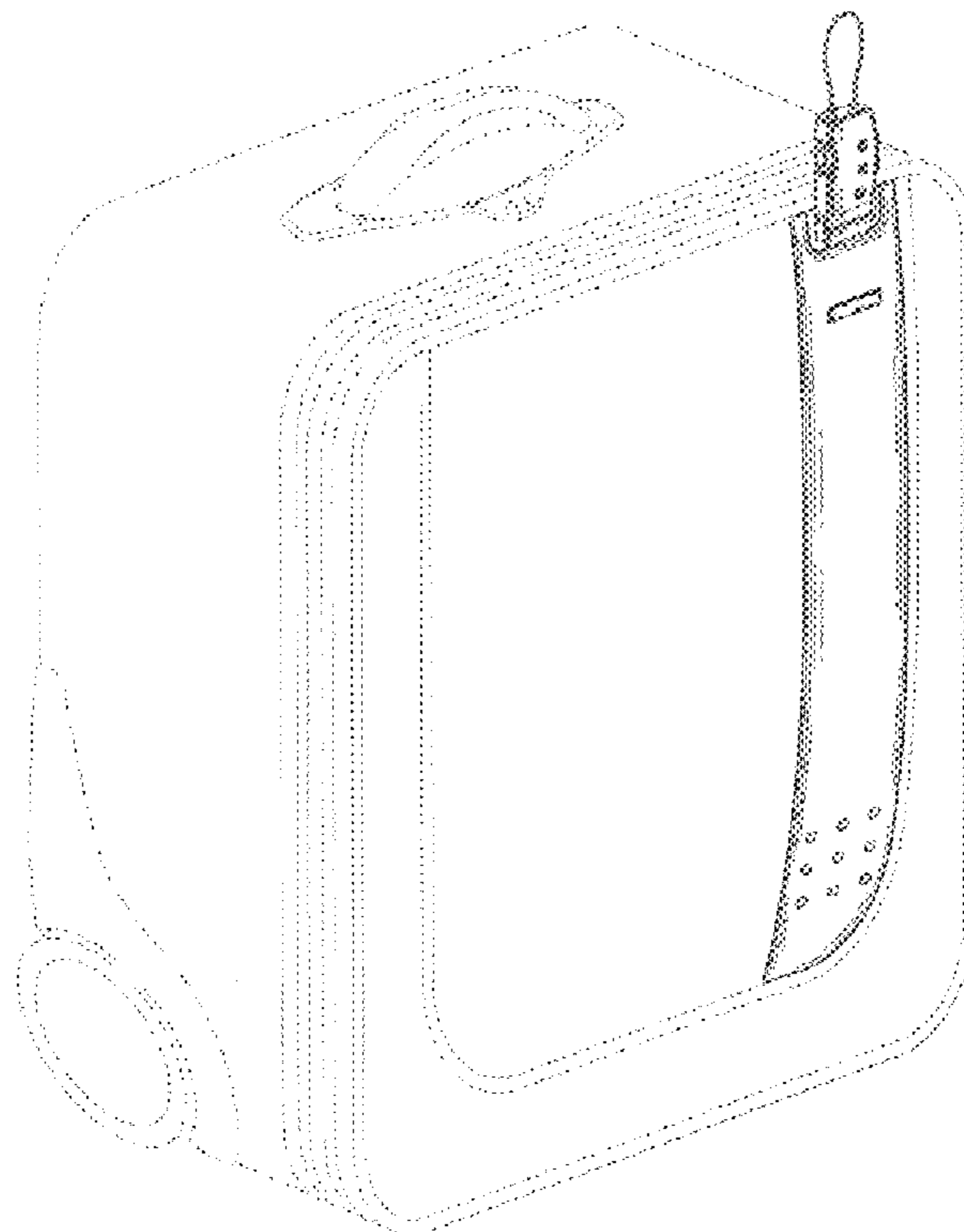
FIG. 7 is a front elevational view thereof, with the lock inside the pocket;

FIG. 8 is a front elevational view thereof, with the lock partially out of the pocket;

FIG. 9 is a front elevational view thereof, with the lock completely out of the pocket; and,

FIG. 10 is a front elevational view thereof, with lock loop in open condition.

**1 Claim, 6 Drawing Sheets**



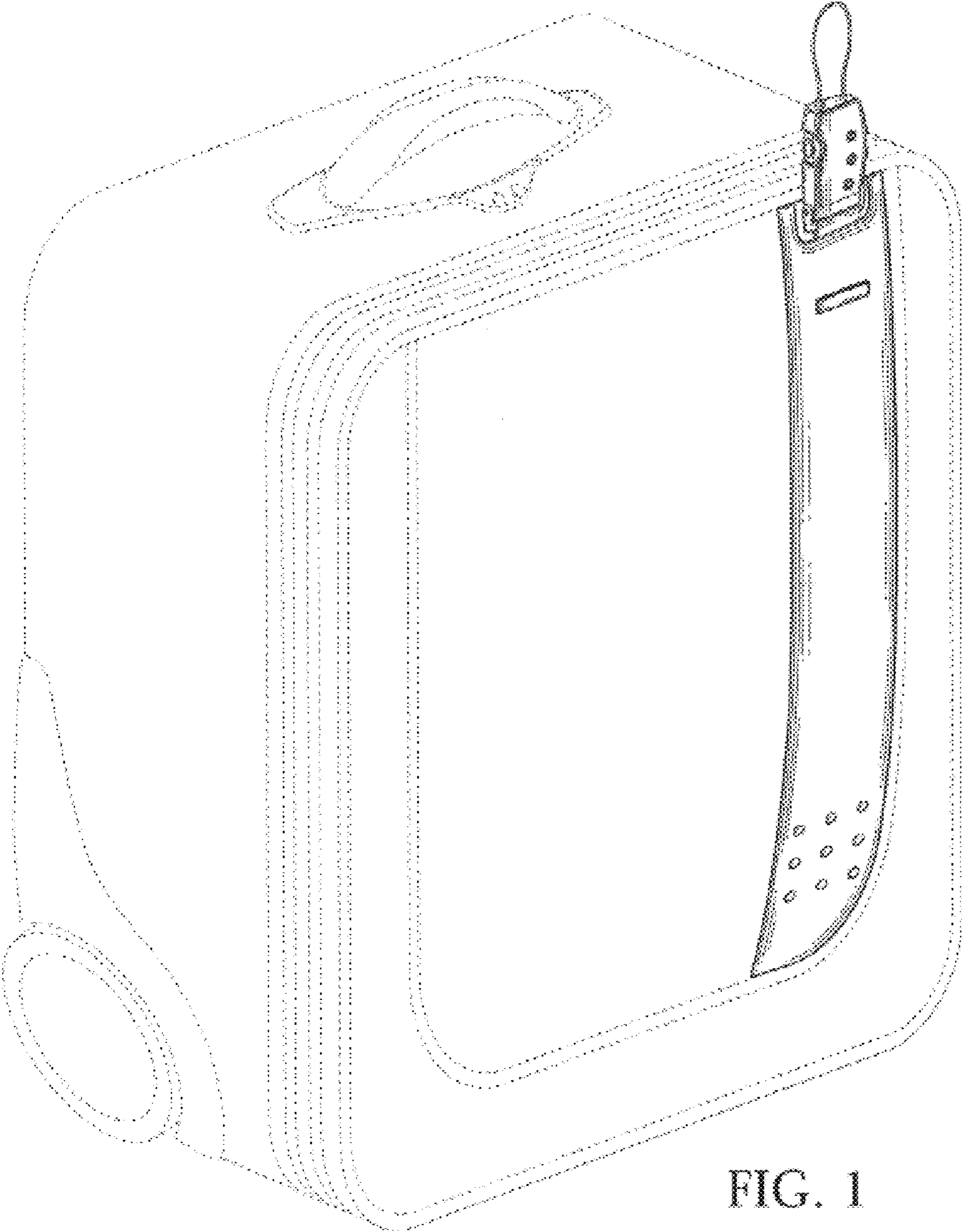


FIG. 1

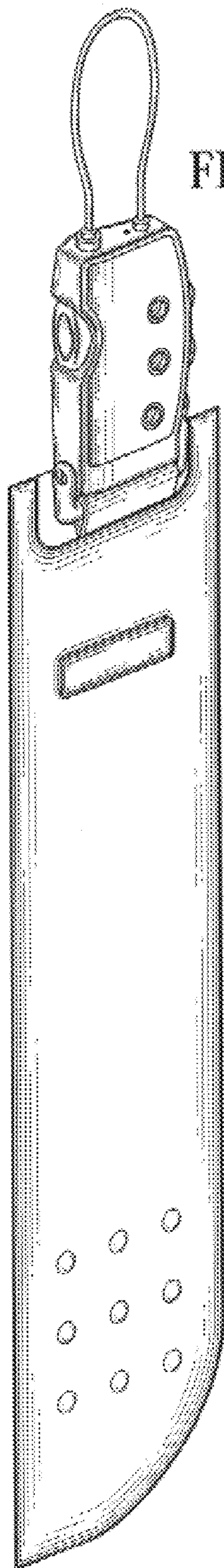


FIG. 2

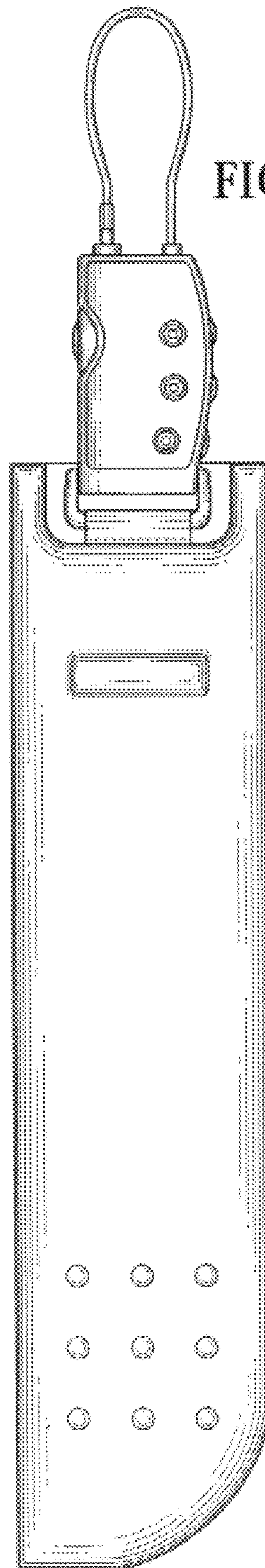


FIG. 3




FIG. 4




FIG. 5



FIG. 6




FIG. 7




FIG. 8

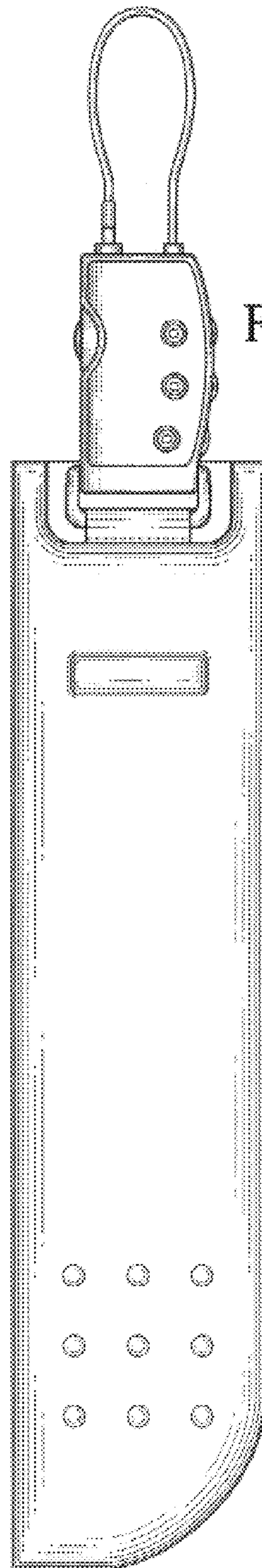


FIG. 9

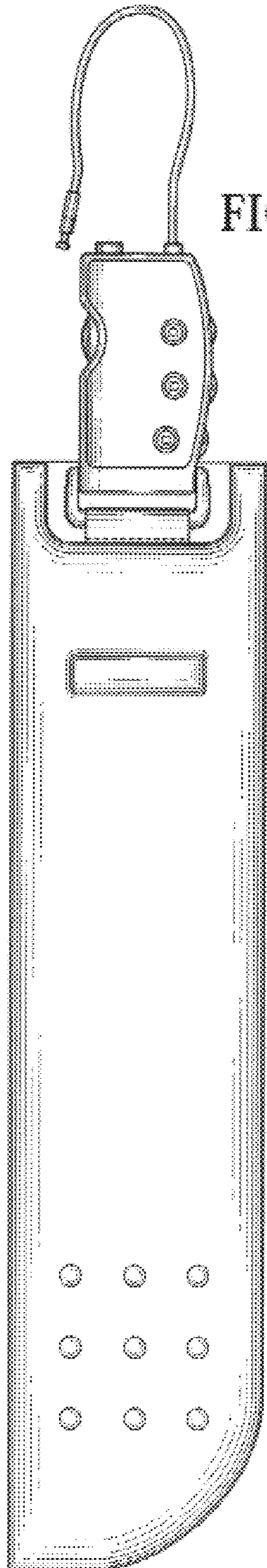


FIG. 10