



US00D579309S

(12) **United States Design Patent**
Jackson

(10) **Patent No.:** **US D579,309 S**

(45) **Date of Patent:** **** Oct. 28, 2008**

(54) **PULL**

(75) **Inventor:** **Timothy A. Jackson**, Winston-Salem, NC (US)

(73) **Assignee:** **Liberty Hardware Mfg. Corp.**, Winston-Salem, NC (US)

(**) **Term:** **14 Years**

(21) **Appl. No.:** **29/289,677**

(22) **Filed:** **Jul. 27, 2007**

(51) **LOC (8) Cl.** **08-06**

(52) **U.S. Cl.** **D8/315; D8/305**

(58) **Field of Classification Search** D8/300, D8/302, 305, 311–321, DIG. 1, DIG. 2, DIG. 10; D7/393, 394; D3/318; D6/549, 524, 533, D6/550; D23/250–254, 303, 305; D15/89; 292/347, 336.3; 211/16, 182; 220/752–754; 16/441, 118, 110 R, 111 R, DIG. 19, DIG. 30, 16/110.1, 412, 414–420, 443–446

See application file for complete search history.

(56) **References Cited**

U.S. PATENT DOCUMENTS

| | | | | |
|--------------|---------|----------------|-------|--------|
| D295,827 S * | 5/1988 | Benjamin | | D8/317 |
| D297,505 S * | 9/1988 | Mosch | | D8/317 |
| D327,196 S * | 6/1992 | Crook et al. | | D6/549 |
| D344,007 S * | 2/1994 | Jans | | D8/316 |
| D361,495 S * | 8/1995 | Warshawsky | | D8/316 |
| D388,272 S * | 12/1997 | Moore | | D6/549 |
| D399,406 S * | 10/1998 | Decursu et al. | | D8/317 |

| | | | | |
|--------------|---------|---------------|-------|--------|
| D403,230 S * | 12/1998 | Ziemer et al. | | D8/317 |
| D409,867 S * | 5/1999 | Sweetman | | D6/523 |
| D423,854 S * | 5/2000 | Roth et al. | | D6/549 |
| D435,426 S * | 12/2000 | Short | | D8/316 |
| D449,215 S * | 10/2001 | Bertani | | D8/316 |
| D450,999 S * | 11/2001 | Dewald et al. | | D8/317 |
| D470,742 S * | 2/2003 | Fields | | D8/316 |
| D471,074 S * | 3/2003 | Fields | | D8/315 |
| D505,611 S * | 5/2005 | Daniel et al. | | D8/315 |
| D552,447 S * | 10/2007 | Krumpe et al. | | D8/316 |
| D552,958 S * | 10/2007 | Krumpe et al. | | D8/316 |
| D553,943 S * | 10/2007 | Jou | | D8/305 |
| D553,944 S * | 10/2007 | Jou | | D8/316 |
| D564,854 S * | 3/2008 | Thompson | | D8/300 |

* cited by examiner

Primary Examiner—Mitchell I. Siegel

Assistant Examiner—Mark A Goodwin

(74) *Attorney, Agent, or Firm*—Edgar A. Zarins; Lloyd D. Doigan

(57) **CLAIM**

The ornamental design for a pull, as shown and described.

DESCRIPTION

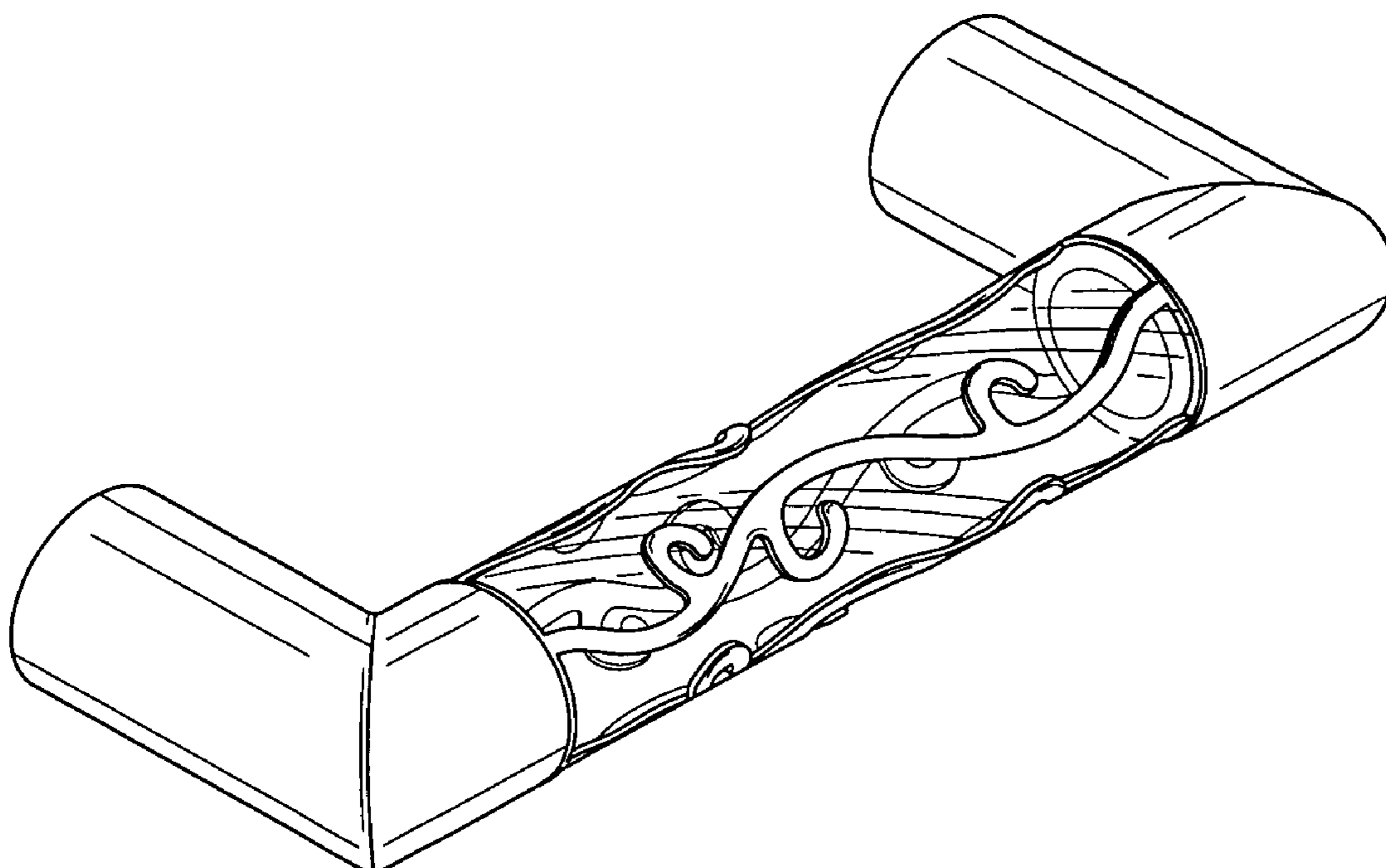
FIG. 1 is a perspective view of a pull showing my new design;

FIG. 2 is a side view thereof, the opposite side being a mirror image of the side shown;

FIG. 3 is a front elevational view thereof; and,

FIG. 4 is an end view thereof, the opposite end being a mirror image of the end shown.

1 Claim, 1 Drawing Sheet



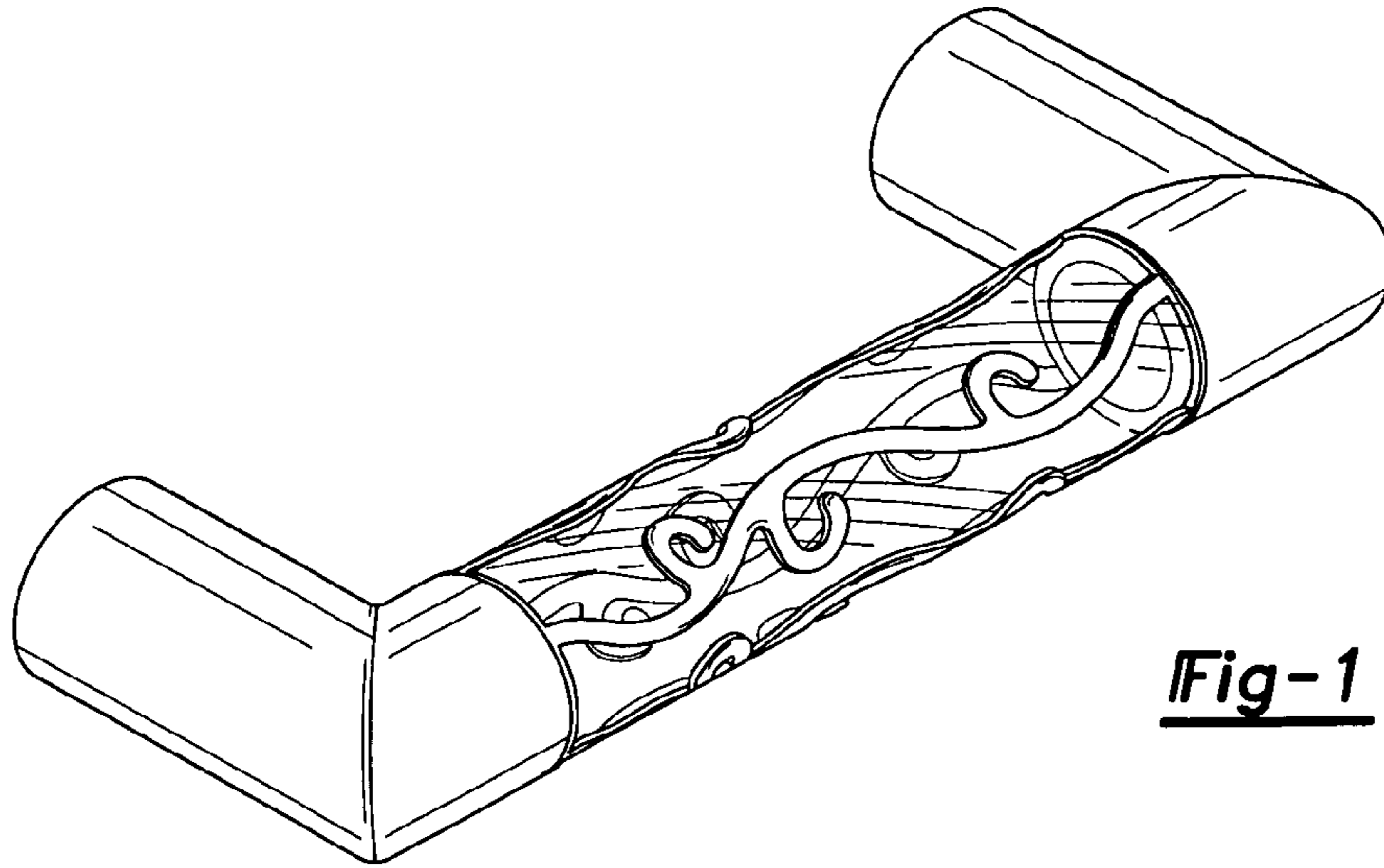


Fig-1

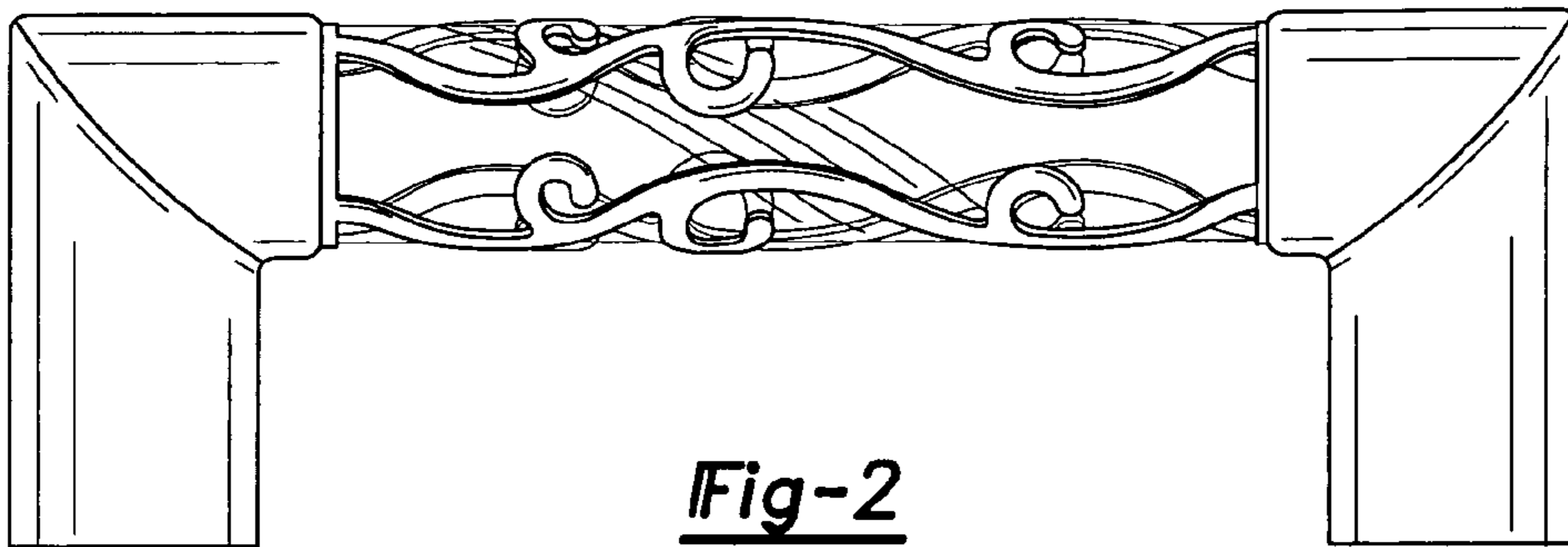


Fig-2




Fig-3

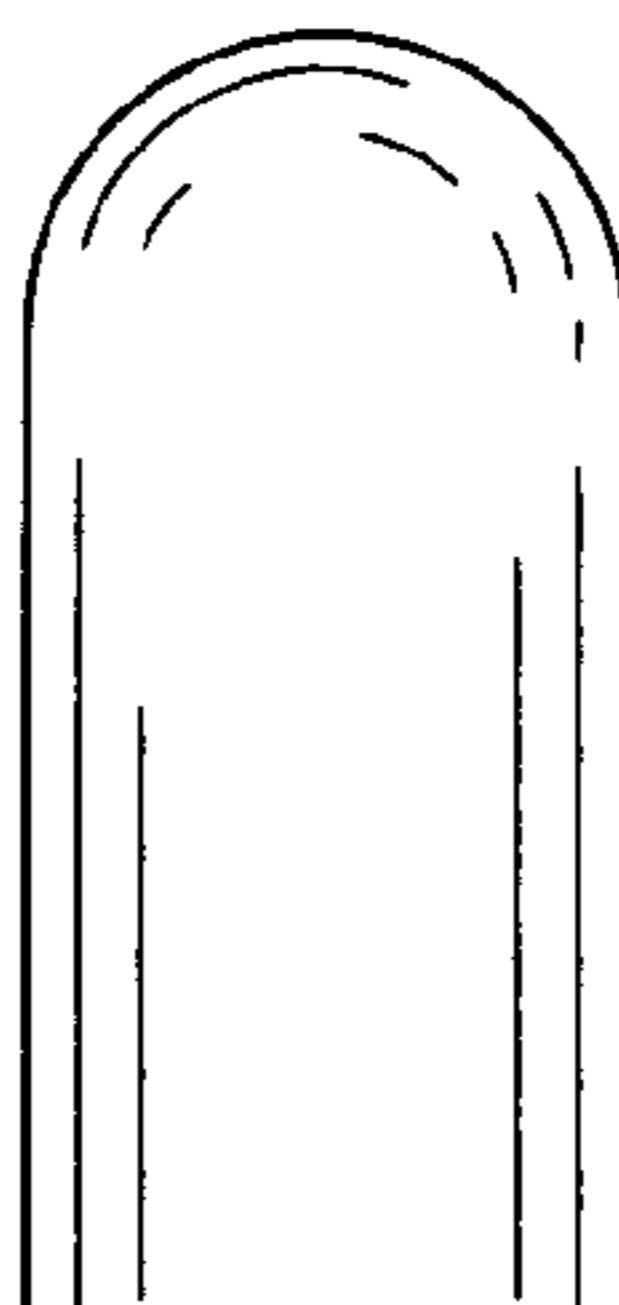


Fig-4