



US00D579291S

(12) **United States Design Patent**
Himbert et al.

(10) **Patent No.:** **US D579,291 S**

(45) **Date of Patent:** **** Oct. 28, 2008**

(54) **HANSAW BLADE**

(75) Inventors: **Hans Himbert**, Stockholm (SE);
Mårten Andrén, Stockholm (SE);
Conny Jansson, Västerås (SE); **Emil Clahr**, Bollnäs (SE)

(73) Assignee: **Kapman AB**, Sandviken (SE)

(**) Term: **14 Years**

(21) Appl. No.: **29/274,942**

(22) Filed: **Jun. 11, 2007**

(30) **Foreign Application Priority Data**

Dec. 11, 2006 (SE) 2006-0698D

(51) **LOC (8) Cl.** **08-03**

(52) **U.S. Cl.** **D8/20**

(58) **Field of Classification Search** D8/16,
D8/19, 20, 62, 64, 90-99; D22/117, 118;
7/118, 148; 30/142, 144, 165, 166.3, 272.1,
30/314, 420, 346, 346.5, 346.55, 346.56,
30/346.6, 349, 351, 355, 357

See application file for complete search history.

(56) **References Cited**

U.S. PATENT DOCUMENTS

D206,369 S * 11/1966 Knapp D8/95

5,794,345 A * 8/1998 Ryon et al. 30/144
D519,816 S * 5/2006 Budrow et al. D8/95
2005/0126011 A1 * 6/2005 Pool 30/166.3
2006/0130341 A1 * 6/2006 Burry et al. 30/166.3

* cited by examiner

Primary Examiner—Caron D. Veynar

Assistant Examiner—Garth Rademaker

(74) *Attorney, Agent, or Firm*—Buchanan Ingersoll & Rooney PC

(57) **CLAIM**

The ornamental design for a handsaw blade, as shown and described.

DESCRIPTION

FIG. 1 is a right side elevational view of a handsaw blade according to our new design; and,

FIG. 2 is a left side elevational view thereof.

No claim is made to the thickness of the handsaw blade of the claimed design.

1 Claim, 2 Drawing Sheets

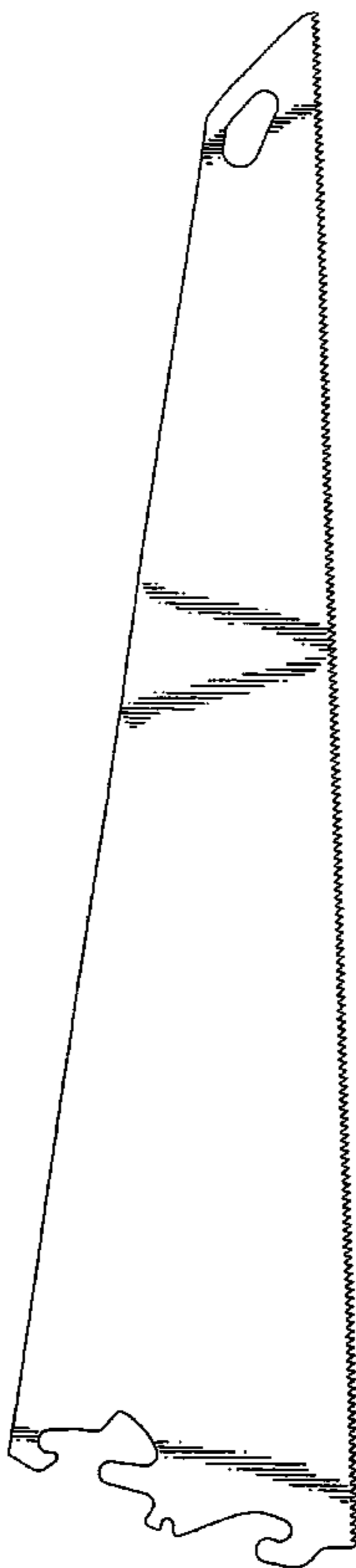
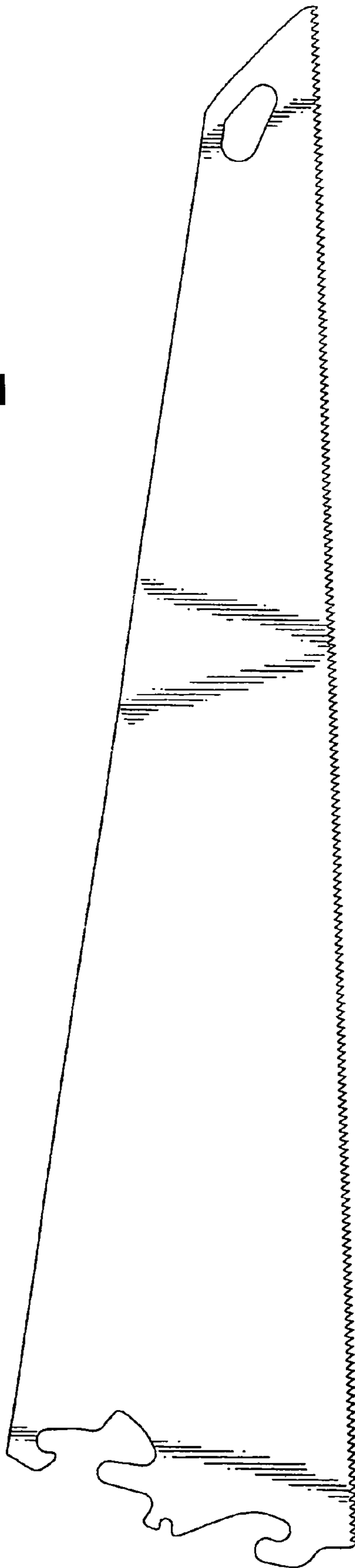


FIG. 1



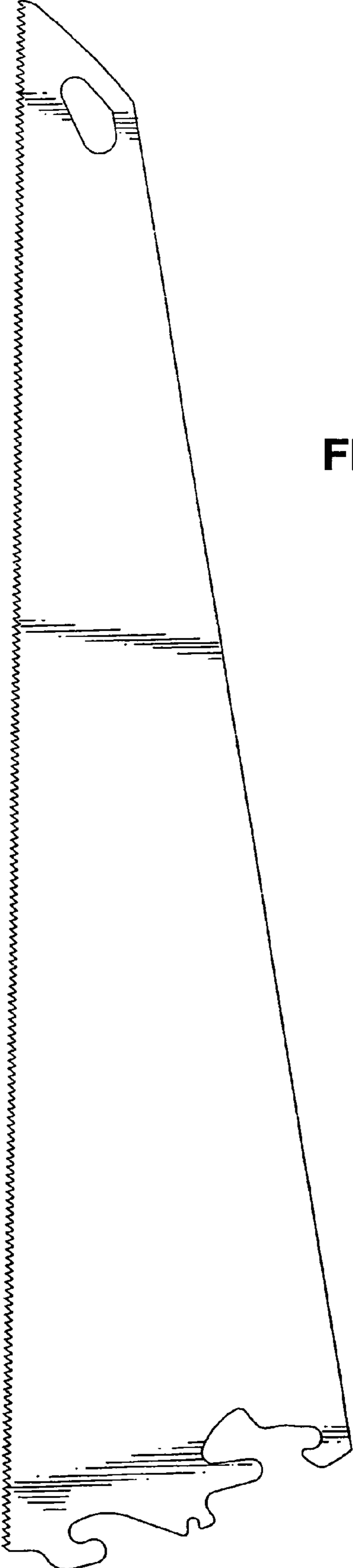


FIG. 2