

US00D579287S

(12) **United States Design Patent**
Hyp et al.

(10) **Patent No.:** **US D579,287 S**
(45) **Date of Patent:** **** Oct. 28, 2008**

(54) **PLANTER'S KNIFE**

(75) Inventors: **Eric D. Hyp**, Hanover, PA (US);
Darlene B. SantaCroce, Enola, PA (US)

(73) Assignee: **Ames True Temper, Inc.**, Camp Hill, PA (US)

(**) Term: **14 Years**

(21) Appl. No.: **29/259,085**

(22) Filed: **May 2, 2006**

(51) **LOC (8) Cl.** **08-01**

(52) **U.S. Cl.** **D8/9**

(58) **Field of Classification Search** D8/1,
D8/7, 9, 10; 172/372; 294/51

See application file for complete search history.

(56) **References Cited**

U.S. PATENT DOCUMENTS

D29,443	S	10/1898	Pearson	
D32,854	S	6/1900	McClintock	
1,323,980	A	12/1919	Hare	
1,713,529	A *	5/1929	Grant	294/51
2,006,672	A	7/1935	Combs	
D102,957	S *	1/1937	Renner	D8/9
2,164,373	A	7/1939	Ayliffe	
2,487,518	A	11/1949	Brooke	
2,650,530	A	9/1953	Schmidt	
2,696,294	A	12/1954	Tarnay	
2,781,711	A	2/1957	Williams	
3,592,272	A	7/1971	Perez	
D257,551	S	11/1980	Nadle	
D352,873	S *	11/1994	Chen	D8/9

5,581,889	A	12/1996	Reuter	
5,960,891	A	10/1999	Sheehan et al.	
7,032,941	B2 *	4/2006	Heneveld	294/51
2005/0029825	A1	2/2005	Heneveld, Sr.	
2005/0115083	A1	6/2005	Lauridsen	

OTHER PUBLICATIONS

FISKARS, Big Grip Garden Knife—Product Detail, Jul. 12, 2006, 2 pgs.

* cited by examiner

Primary Examiner—Holly H. Baynham

Assistant Examiner—Sheryl Friedman

(74) *Attorney, Agent, or Firm*—David C. Jenkins; Eckert Seamans Cherin & Mellott, LLC

(57) **CLAIM**

The ornamental design for a planter's knife, as shown and described.

DESCRIPTION

FIG. 1 is an isometric view of the planter's knife.

FIG. 2 is a front view of the planter's knife.

FIG. 3 is a back view of the planter's knife.

FIG. 4 is a left side view of the planter's knife.

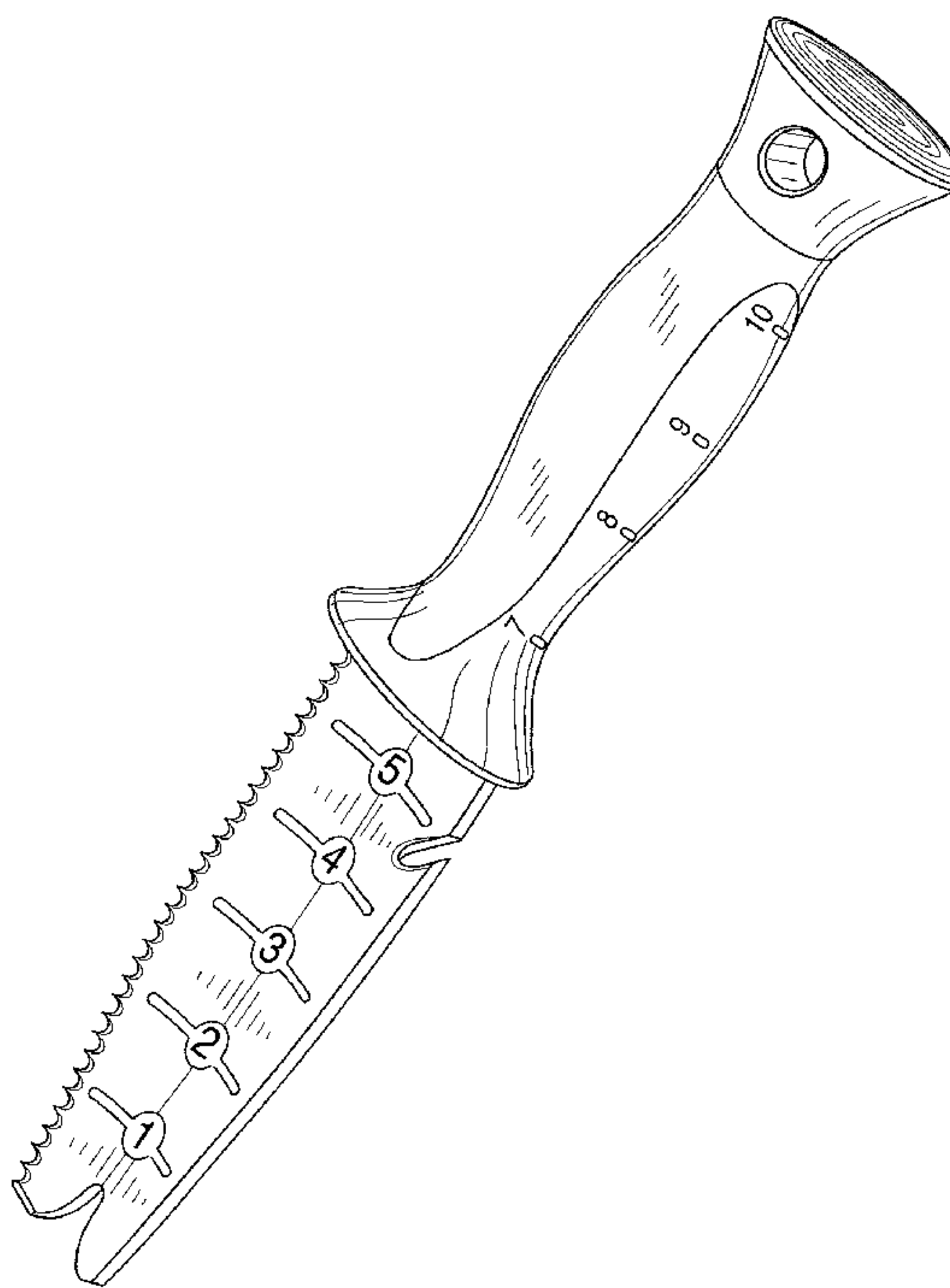
FIG. 5 is a right side view of the planter's knife.

FIG. 6 is a back view of the planter's knife; and,

FIG. 7 is a front view of the planter's knife.

The phantom lines depicted in the figures are intended for the purposes of illustration only and are not a part of the design.

1 Claim, 4 Drawing Sheets



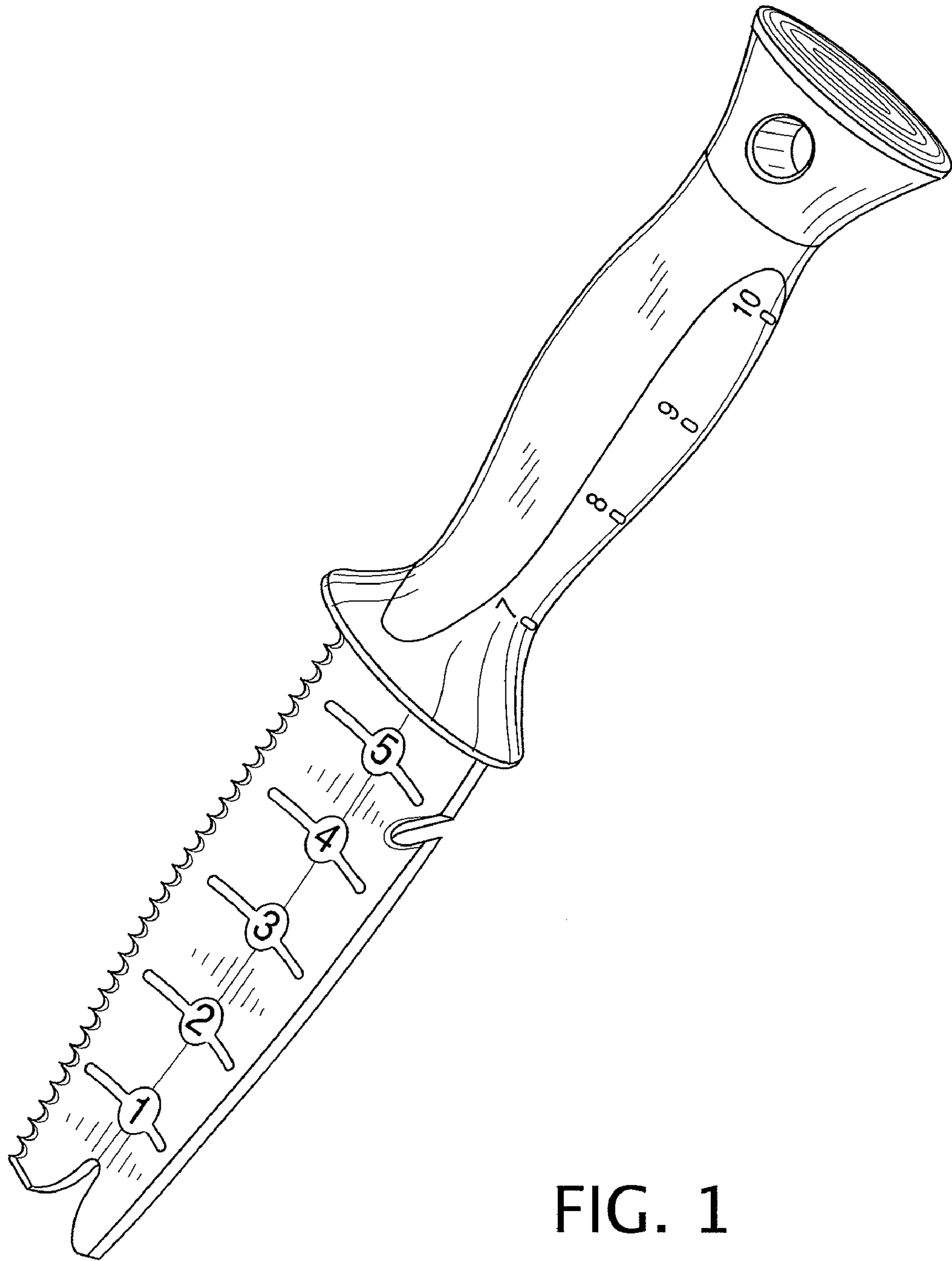


FIG. 1

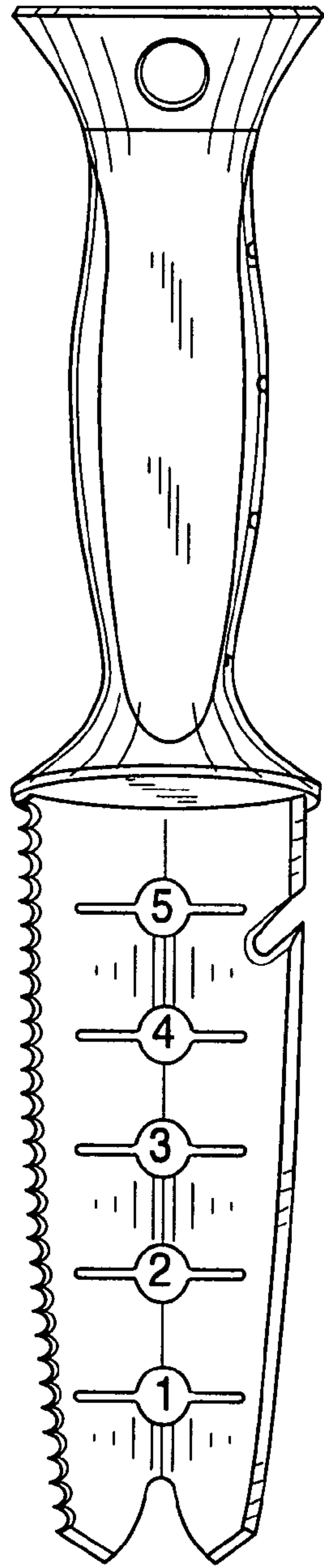


FIG. 2

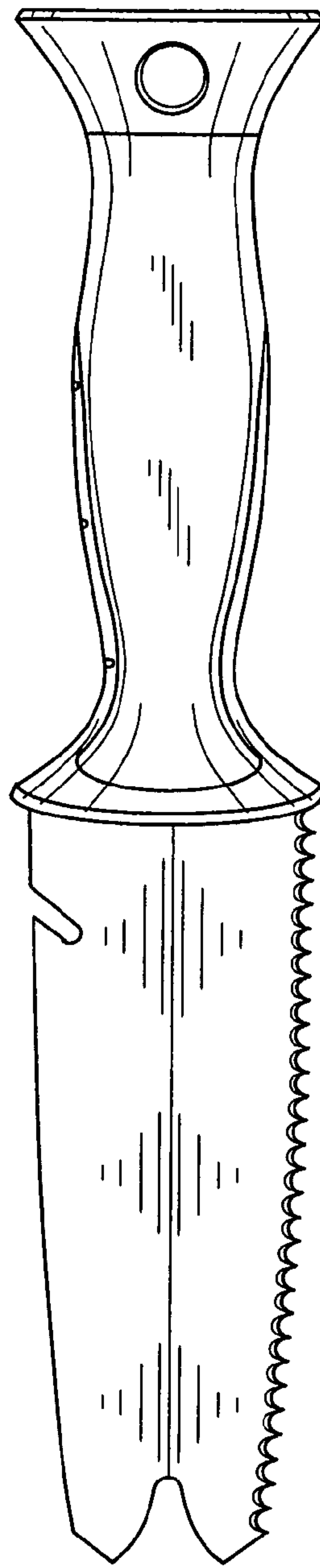


FIG. 3

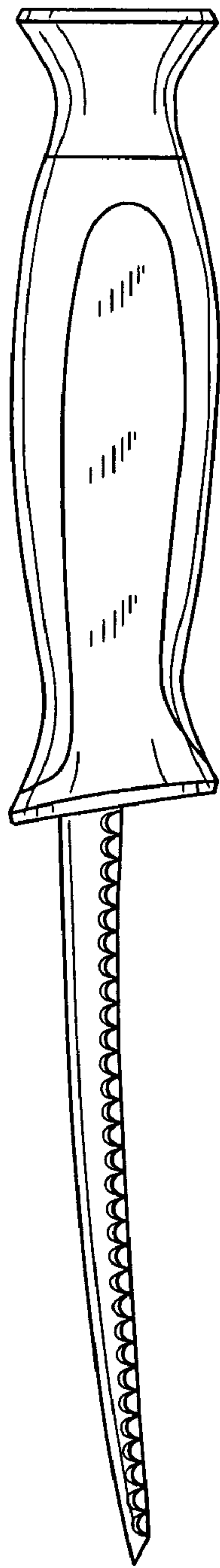


FIG. 4

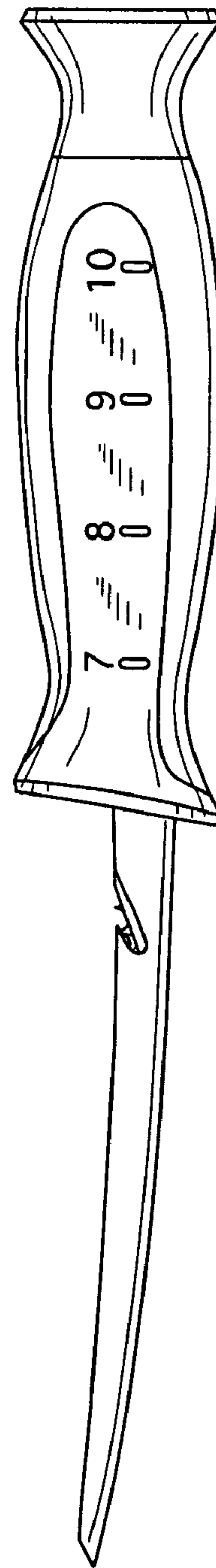


FIG. 5

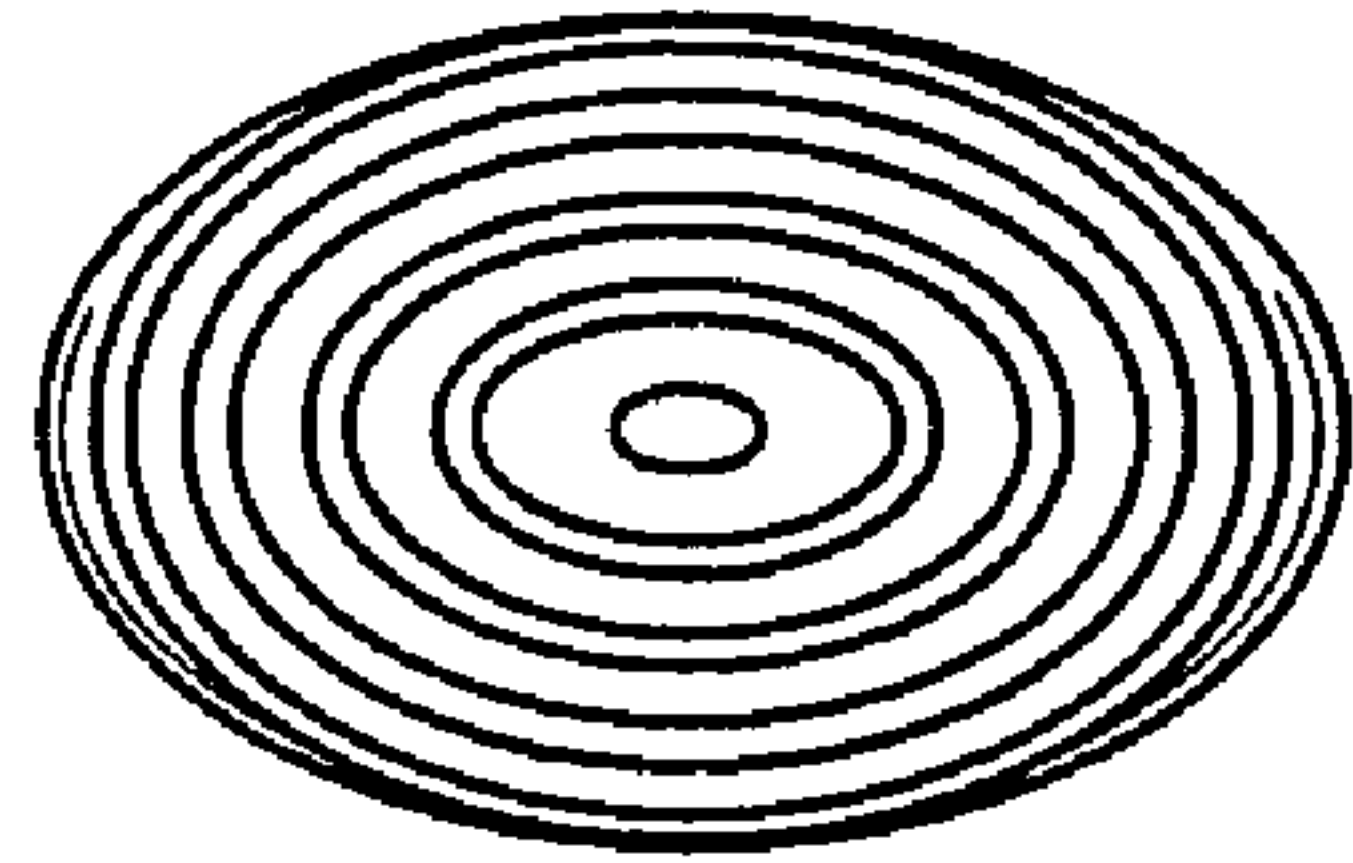


FIG. 6

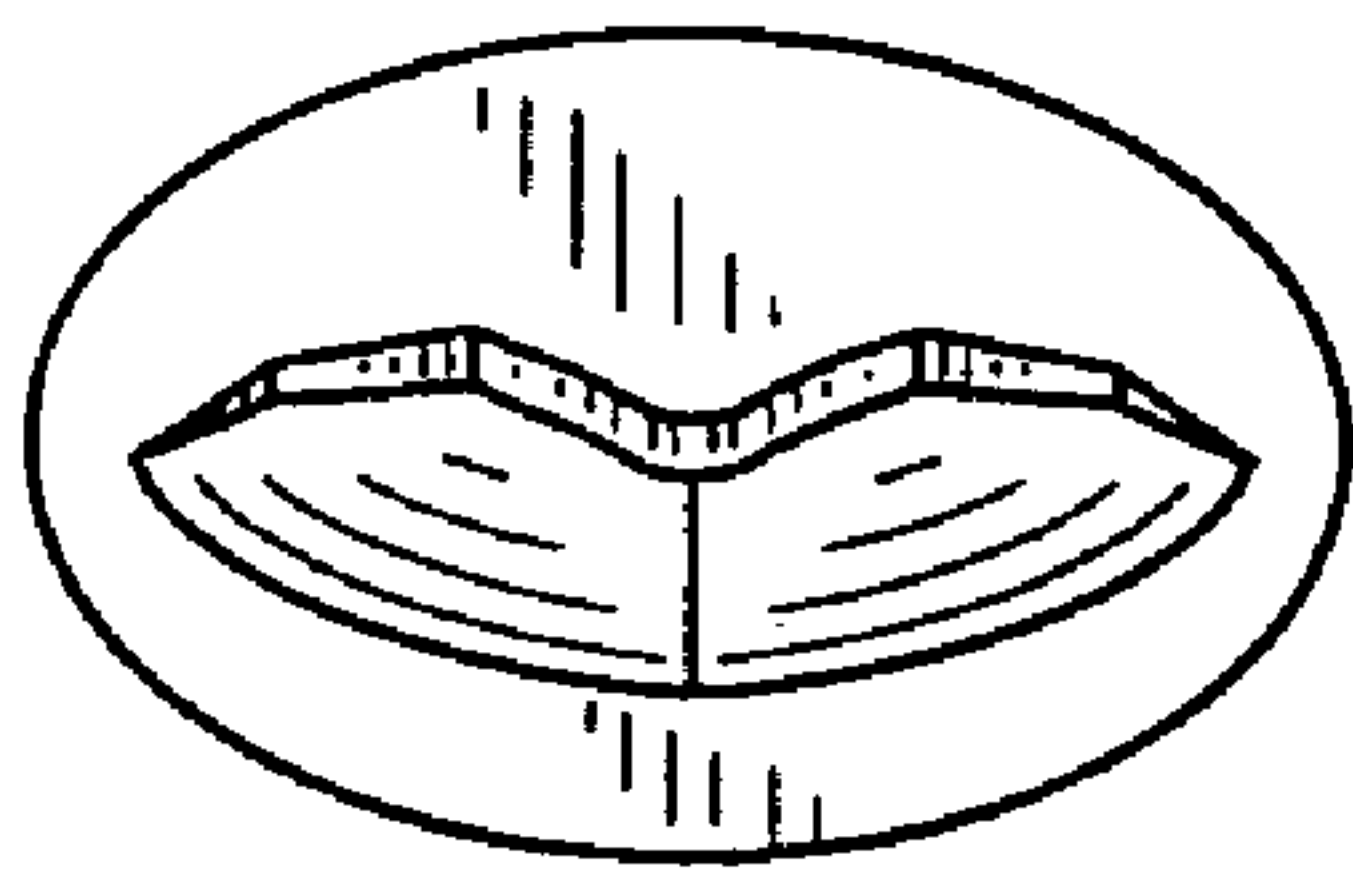


FIG. 7