



US00D579286S

(12) **United States Design Patent**
Proulx

(10) **Patent No.:** **US D579,286 S**
(45) **Date of Patent:** **** Oct. 28, 2008**

(54) **FLEXIBLE CUTTING LINE FOR ROTARY TRIMMERS**

(75) Inventor: **Richard A. Proulx**, Alta Loma, CA (US)

(73) Assignee: **Proulx Manufacturing, Inc.**, Rancho Cucamonga, CA (US)

(**) Term: **14 Years**

(21) Appl. No.: **29/298,013**

(22) Filed: **Nov. 26, 2007**

(51) **LOC (8) Cl.** **08-01**

(52) **U.S. Cl.** **D8/8**

(58) **Field of Classification Search** D8/8;
D15/16, 17, 138; 56/12.6, 12.7; D25/119-123
See application file for complete search history.

(56) **References Cited**

U.S. PATENT DOCUMENTS

D298,905	S	*	12/1988	Petherick et al.	D8/8
4,869,055	A	*	9/1989	Mickelson	56/12.7
D349,634	S	*	8/1994	Skinner et al.	D8/8
D358,535	S	*	5/1995	Skinner	D8/8
5,424,128	A	*	6/1995	Fogle	428/399
D364,079	S	*	11/1995	Skinner	D8/8
5,463,815	A	*	11/1995	Fogle	30/276
D365,734	S	*	1/1996	Skinner	D8/8
D370,395	S	*	6/1996	Skinner et al.	D8/8
D376,078	S	*	12/1996	Skinner	D8/8
D376,079	S	*	12/1996	Skinner	D8/8

D376,516	S	*	12/1996	Skinner	D8/8
D379,052	S	*	5/1997	Skinner	D8/8
D379,418	S	*	5/1997	Skinner	D8/8
D379,419	S	*	5/1997	Skinner	D8/8
D417,597	S	*	12/1999	Sutliff et al.	D8/8
6,191,072	B1	*	2/2001	Duffy	504/360
6,560,878	B2	*	5/2003	Skinner et al.	30/347
6,668,462	B2	*	12/2003	Skinner et al.	30/347
D496,840	S	*	10/2004	Iacona	D8/8
7,257,898	B2	*	8/2007	Iacona	30/276

* cited by examiner

Primary Examiner—T. Chase Nelson

Assistant Examiner—Sheryl Lane

(74) *Attorney, Agent, or Firm*—Holland & Knight LLP;
Richard E. Lyon, Jr.

(57) **CLAIM**

The ornamental design for a flexible cutting line for rotary trimmers, as shown and described.

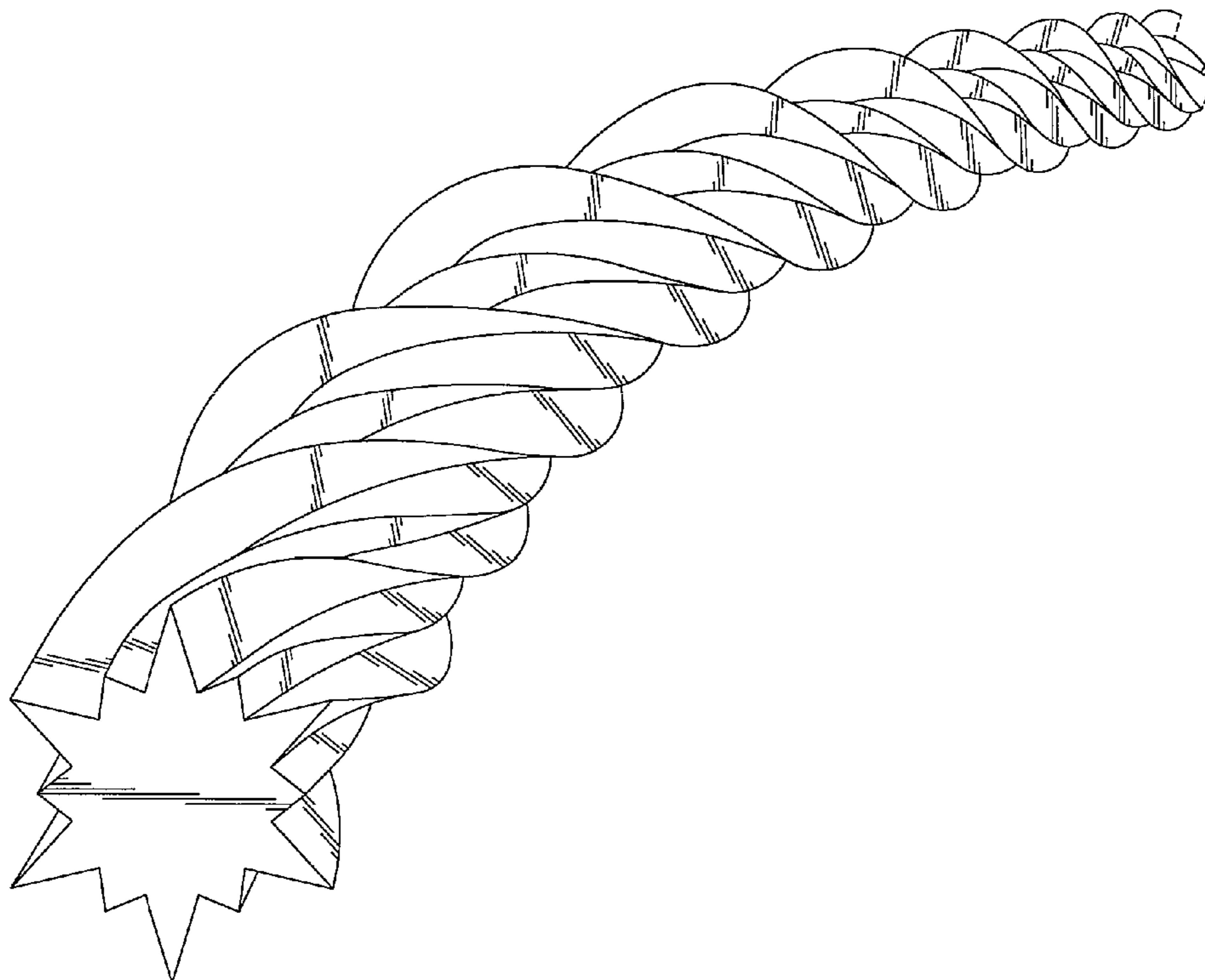
DESCRIPTION

FIG. 1 is a perspective view of the first embodiment of a flexible cutting line for rotary trimmers showing my new design, the line being of uniform cross-section along its length; and,

FIG. 2 is a perspective view of a second embodiment thereof, the line being of uniform cross-section along its length.

The lines are shown broken-away at the far end to indicate indeterminate length.

1 Claim, 1 Drawing Sheet



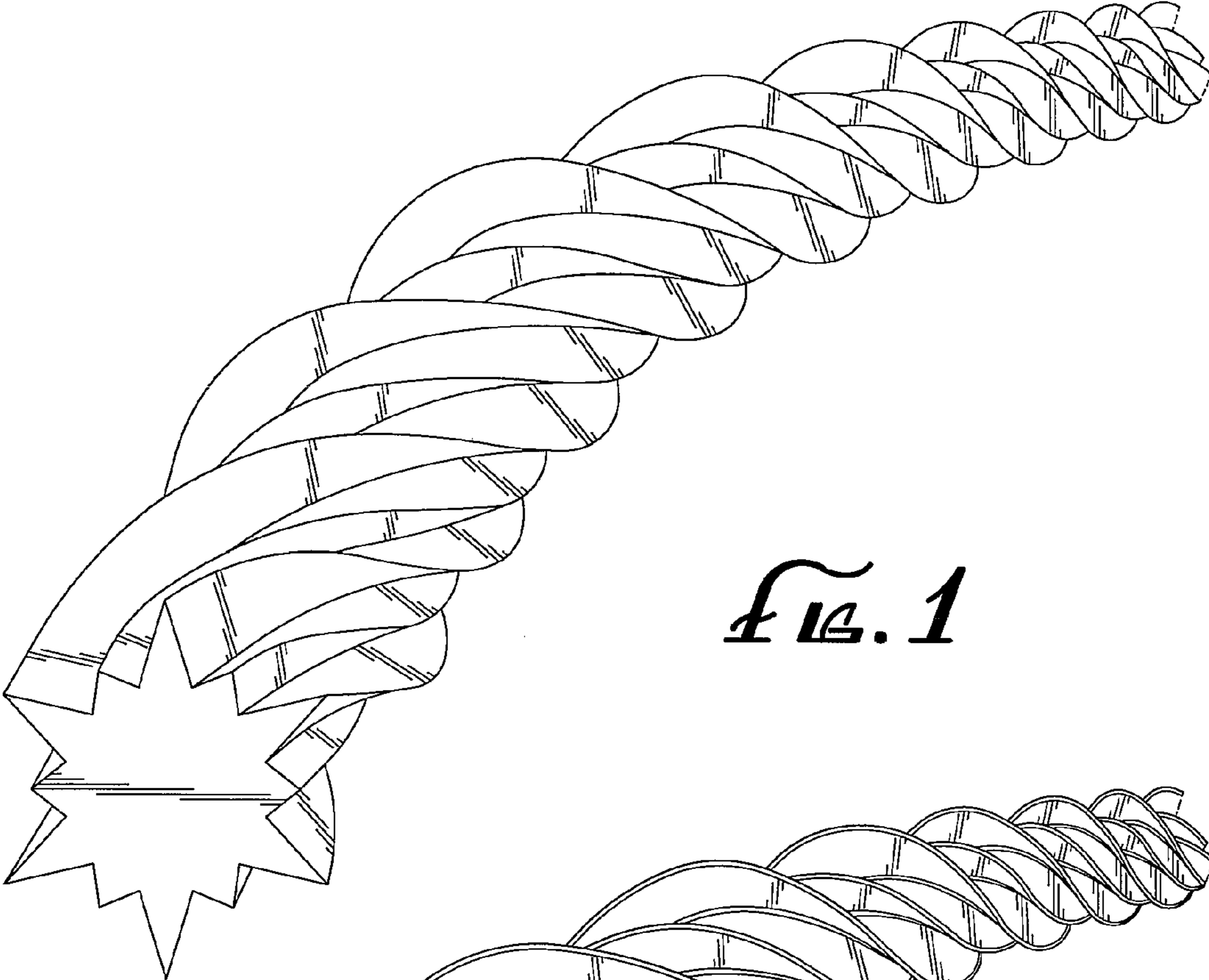


FIG. 1

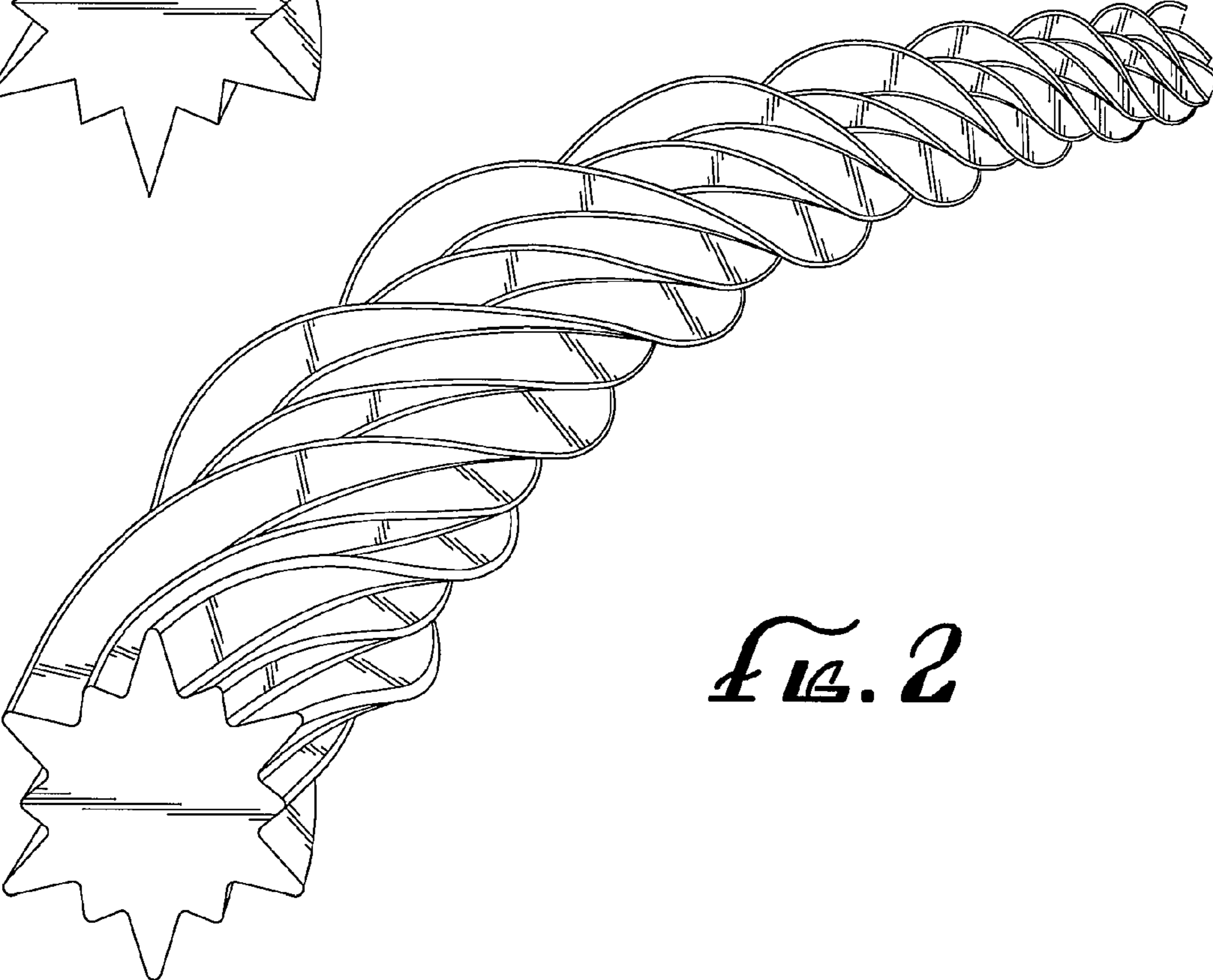


FIG. 2