



US00D579275S

(12) **United States Design Patent**
Vendl et al.

(10) **Patent No.:** **US D579,275 S**
(45) **Date of Patent:** **** Oct. 28, 2008**

(54) **NOVELTY BAKING CUP**

(75) Inventors: **Lynn Vendl**, Woodridge, IL (US); **Lou Henry**, New York, NY (US)

(73) Assignee: **Wilton Industries, Inc.**, Woodridge, IL (US)

(**) Term: **14 Years**

(21) Appl. No.: **29/295,183**

(22) Filed: **Sep. 21, 2007**

(51) **LOC (8) Cl.** **07-01**

(52) **U.S. Cl.** **D7/559; D7/354; D7/571; D7/579**

(58) **Field of Classification Search** D1/102, D1/104-107, 116, 118, 122; D7/323, 354, D7/359, 400, 507, 515, 514, 531, 565, 560, D7/566, 559, 558, 500, 610, 571, 579, 578; D9/428-429, 617, 624, 600; D11/144, 149, D11/160; D20/30, 31; D21/623, 627, 632-633, D21/593-594; 215/373, 374; 96/148; 210/474, 210/489; 220/671-672, 592.16, 596.17, 220/703, 573.2; 229/400; 426/383
See application file for complete search history.

(56) **References Cited**

U.S. PATENT DOCUMENTS

1,493,421 A * 5/1924 Barker 220/574
D231,300 S * 4/1974 Wirkkala D7/561
D320,630 S * 10/1991 Fortune et al. D21/629
5,529,210 A * 6/1996 Cooper, III 221/211

D404,535 S * 1/1999 Biniaris D1/101
D424,369 S * 5/2000 Bielfeldt et al. D7/400
D455,608 S * 4/2002 McWilliams D7/400
D480,269 S * 10/2003 Currier D7/515
D521,872 S * 5/2006 Wu D9/643
D545,113 S * 6/2007 Lion et al. D7/354
D552,409 S * 10/2007 Vendl et al. D7/354
D572,520 S * 7/2008 Lion et al. D7/354
2005/0211101 A1 * 9/2005 Finnie, II 99/279
2008/0095908 A1 * 4/2008 Vendl et al. 426/549
2008/0135719 A1 * 6/2008 Vendl et al. 249/134

* cited by examiner

Primary Examiner—Philip Hyder

Assistant Examiner—Cynthia Underwood

(74) *Attorney, Agent, or Firm*—DLA Piper US LLP; R. Blake Johnston


(57) **CLAIM**

The ornamental design for the novelty baking cup, as shown and described.

DESCRIPTION

FIG. 1 is a perspective view of the novelty baking cup; FIG. 2 is a front elevational view of the novelty baking cup; FIG. 3 is a rear elevational view of the novelty baking cup; FIG. 4 is a right side elevational view of the novelty baking cup, the opposite side of which is an identical mirror image; FIG. 5 is a top plan view of the novelty baking cup; and, FIG. 6 is a bottom plan view of the novelty baking cup.

1 Claim, 4 Drawing Sheets






FIG. 1

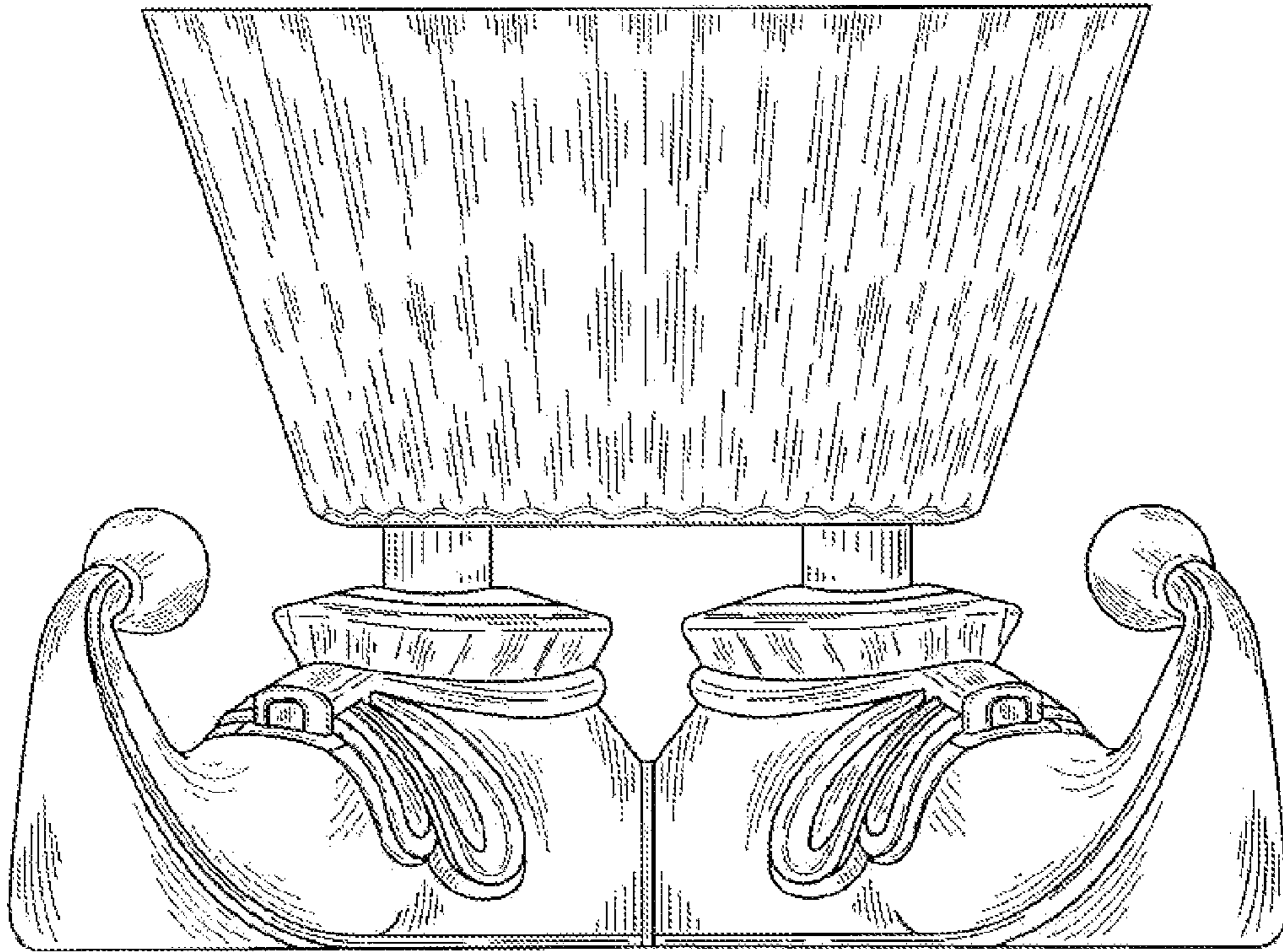


FIG. 2

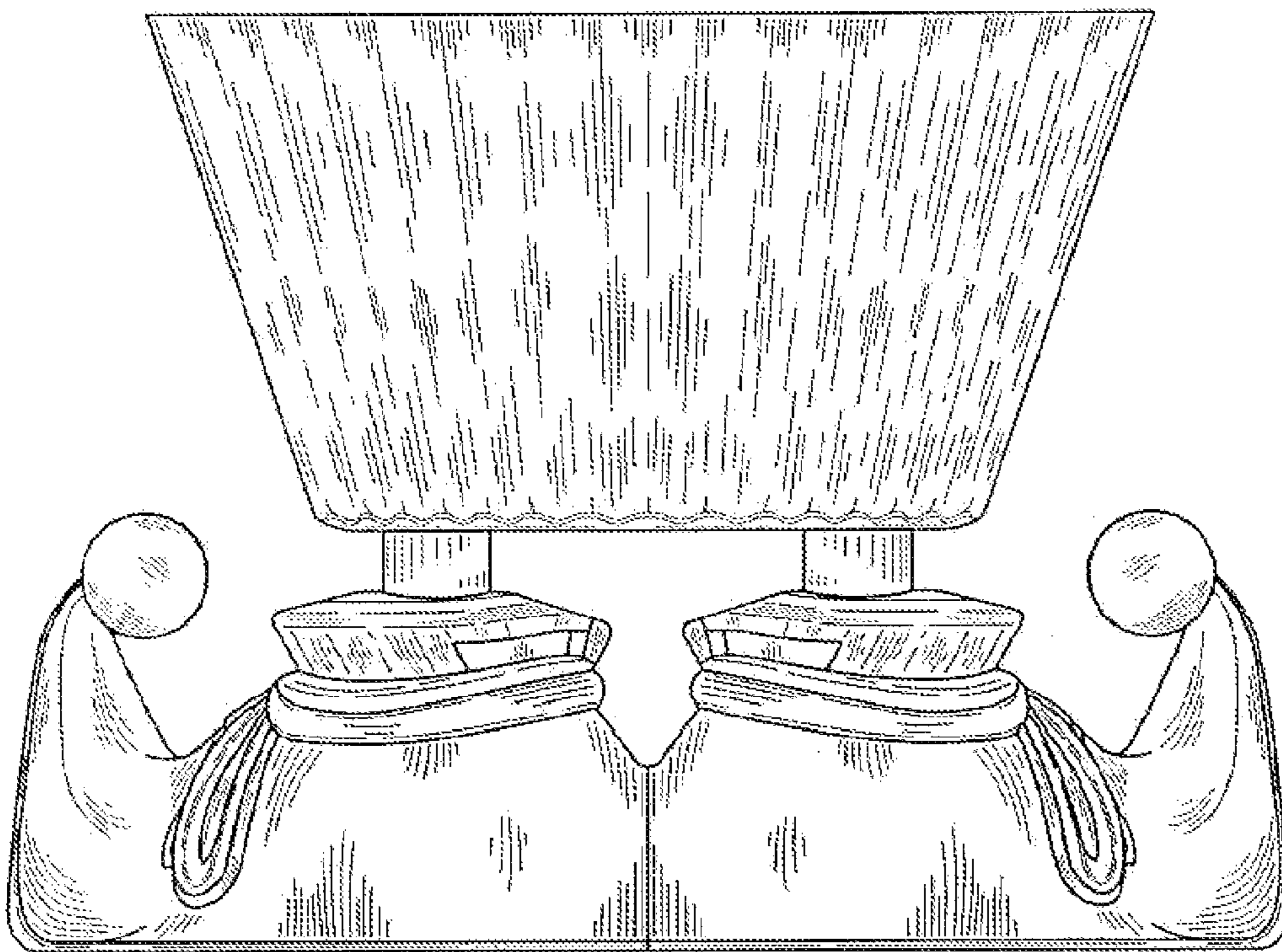


FIG. 3




FIG. 4

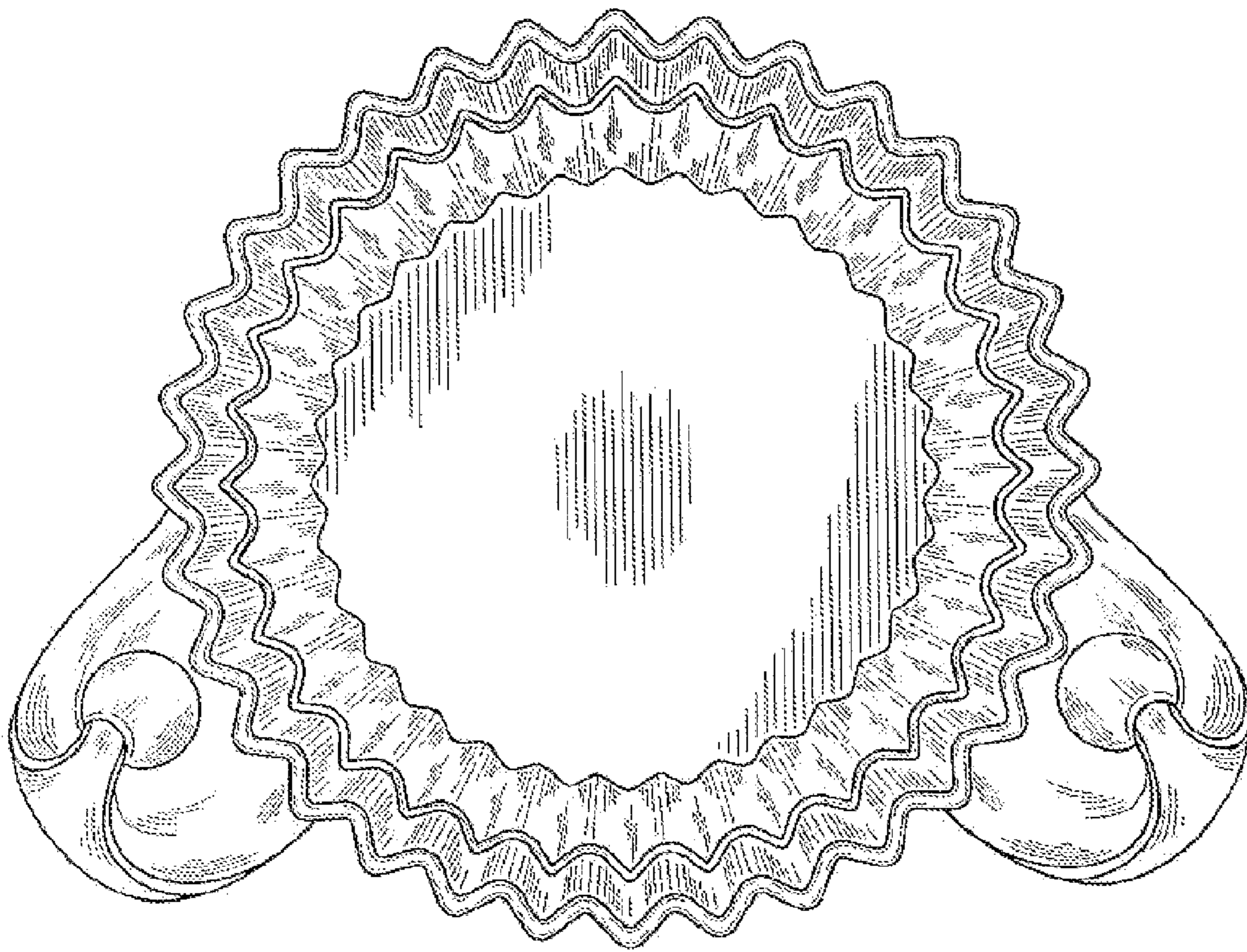


FIG. 5




FIG. 6