



US00D579272S

(12) **United States Design Patent**  
**Pickering et al.**

(10) **Patent No.:** **US D579,272 S**  
(45) **Date of Patent:** **\*\* Oct. 28, 2008**

(54) **FLUID STORAGE BOTTLE**

(75) Inventors: **Arthur Pickering**, Cornwall (GB);  
**Andrew James Babey**, Southampton  
(GB)

(73) Assignee: **John Hinde Limited**, Wicklow (IE)

(\*\*) Term: **14 Years**

(21) Appl. No.: **29/271,252**

(22) Filed: **Jan. 12, 2007**

(30) **Foreign Application Priority Data**

Jul. 20, 2006 (EM) ..... 000563580-0003

(51) **LOC (8) Cl.** ..... **07-01**

(52) **U.S. Cl.** ..... **D7/510; D9/502**

(58) **Field of Classification Search** ..... D7/510,  
D7/511, 509, 523, 532, 392.1, 900, 538;  
D9/420, 435, 516, 537, 502, 500, 526, 554,  
D9/549, 551; 206/560; D3/202; 215/200,  
215/387, 11.6; 220/387, 711, 703, 592.16,  
220/592.17

See application file for complete search history.

(56) **References Cited**

**U.S. PATENT DOCUMENTS**

D278,597 S \* 4/1985 McAlinden ..... D9/500  
D291,658 S \* 9/1987 Klette et al. .... D9/504  
D391,447 S \* 3/1998 Reid ..... D7/510  
D422,503 S \* 4/2000 Lehn ..... D9/503  
D451,026 S \* 11/2001 Heisel et al. .... D9/502  
D454,497 S \* 3/2002 Darr et al. .... D9/500

D512,874 S \* 12/2005 Poulson et al. .... D7/510  
D536,929 S \* 2/2007 Kingsley ..... D7/510  
D537,716 S \* 3/2007 Smith ..... D9/449  
D540,169 S \* 4/2007 Tanner ..... D9/503  
D544,349 S \* 6/2007 Hyde et al. .... D9/500  
D545,209 S \* 6/2007 Batliner ..... D9/558  
D568,746 S \* 5/2008 Goldsmith et al. .... D9/500

\* cited by examiner

*Primary Examiner*—Philip Hyder

*Assistant Examiner*—Cynthia Underwood

(74) *Attorney, Agent, or Firm*—Pryor Cashman LLP; Andrew  
S. Langsam

(57) **CLAIM**

A fluid storage bottle, substantially as shown and described in  
the Drawings.

**DESCRIPTION**

FIG. 1 is a perspective view of a fluid storage bottle showing  
my new design;

FIG. 2 is left side elevational view thereof;

FIG. 3 is a right side elevational view thereof;

FIG. 4 is a front view thereof;

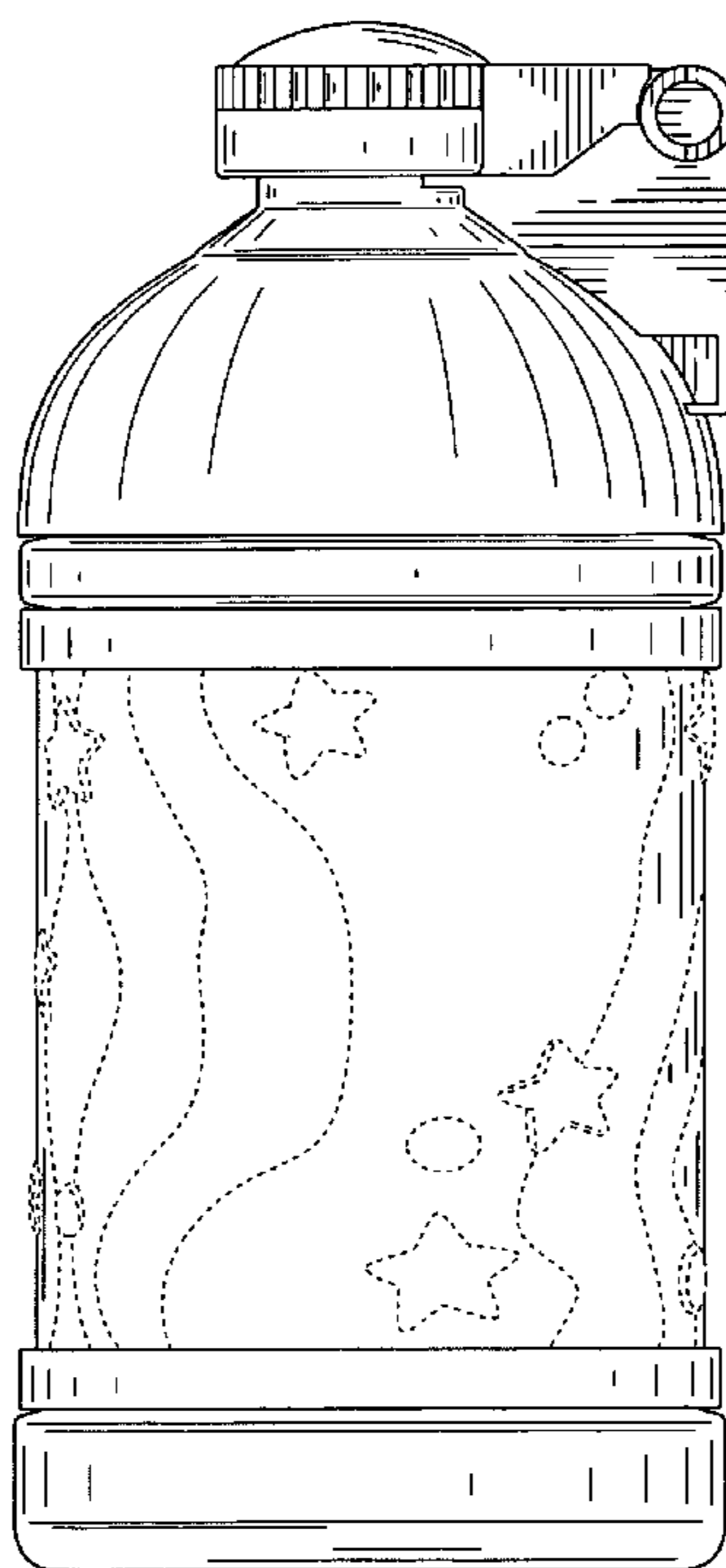
FIG. 5 is a rear view thereof;

FIG. 6 is a top plan view thereof; and,

FIG. 7 is a bottom plan view thereof.

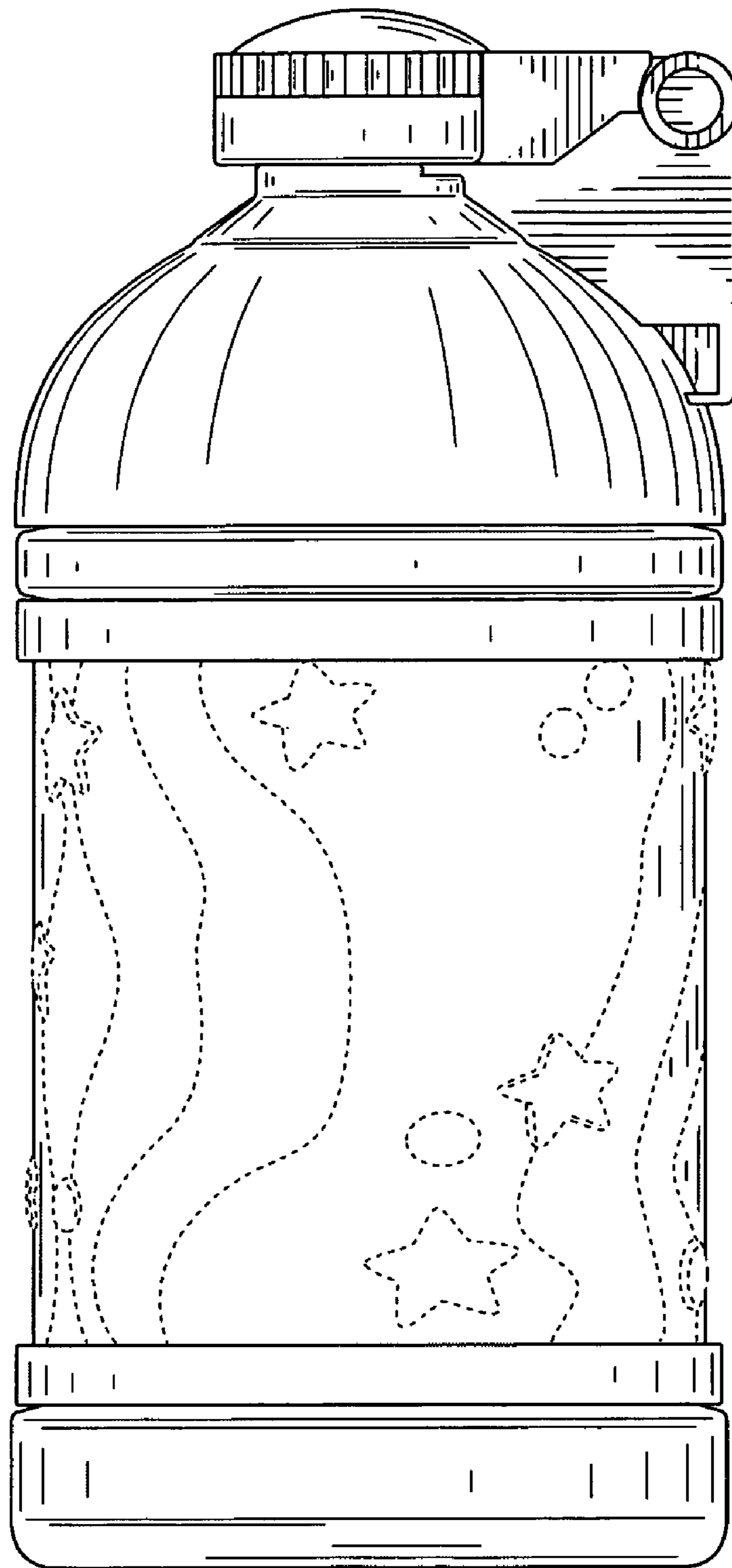
The broken line showing of the “blanket” portion, which  
shows representative detail of further decoration, is for illus-  
trative purposes only and forms no part of the claimed design.

**1 Claim, 6 Drawing Sheets**





**FIG. 1**



**FIG. 2**

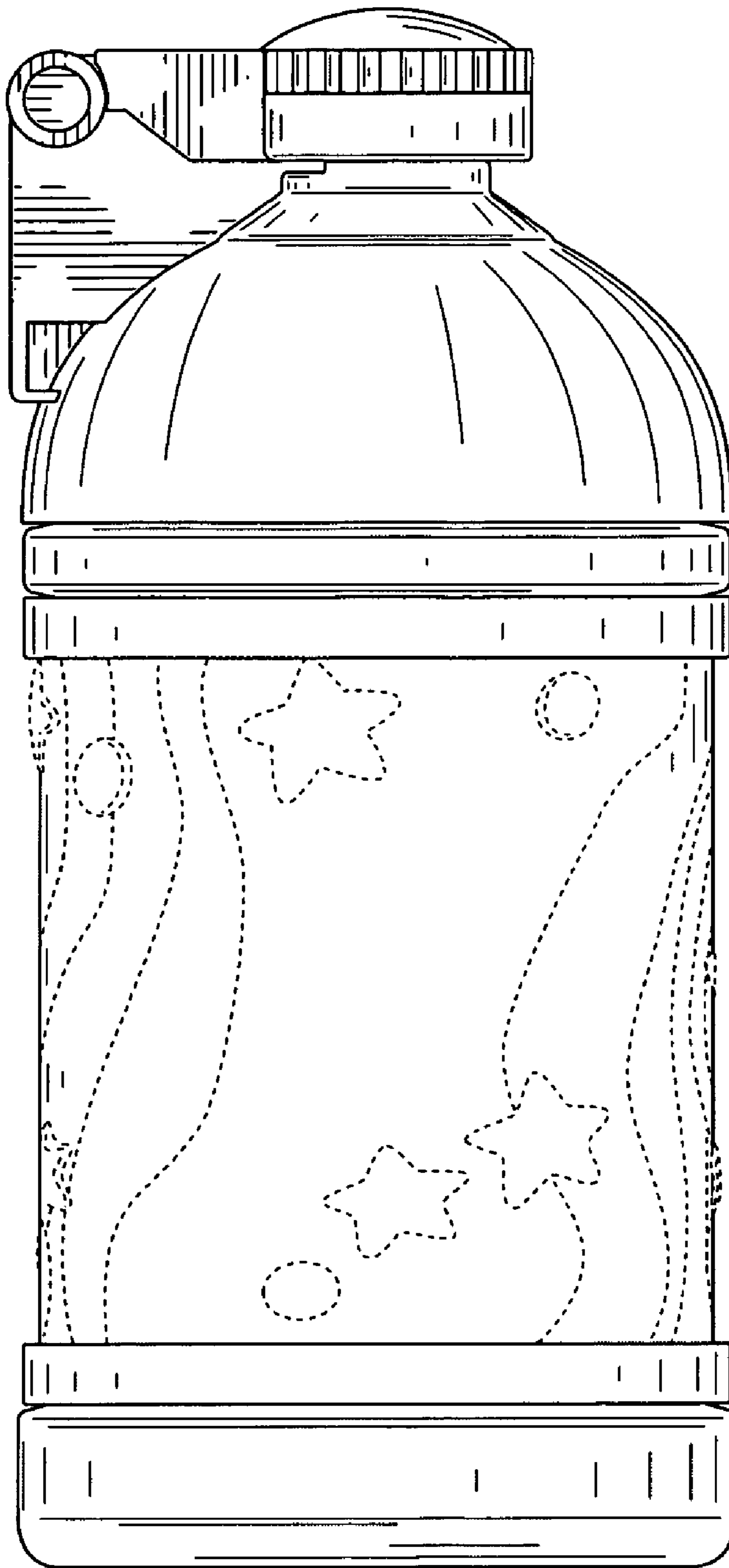
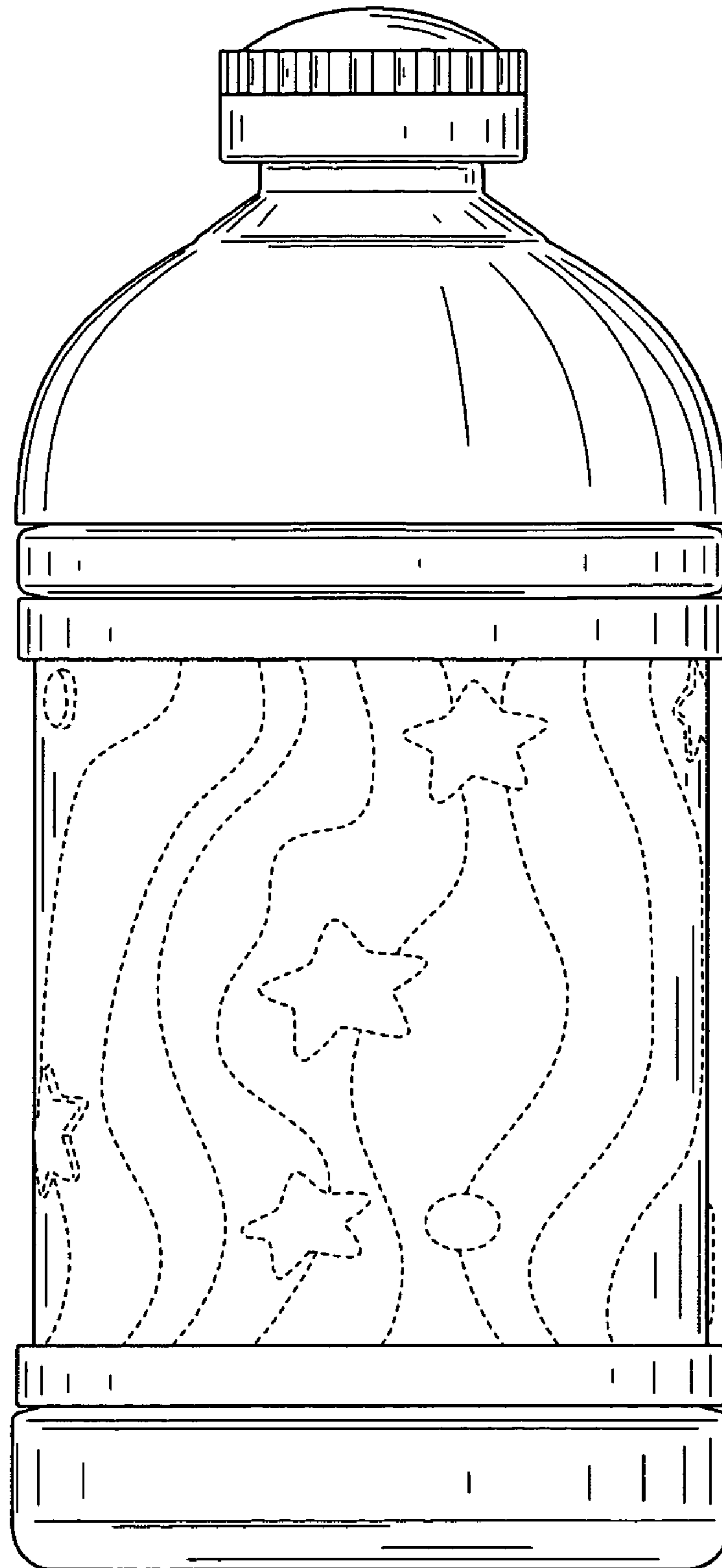
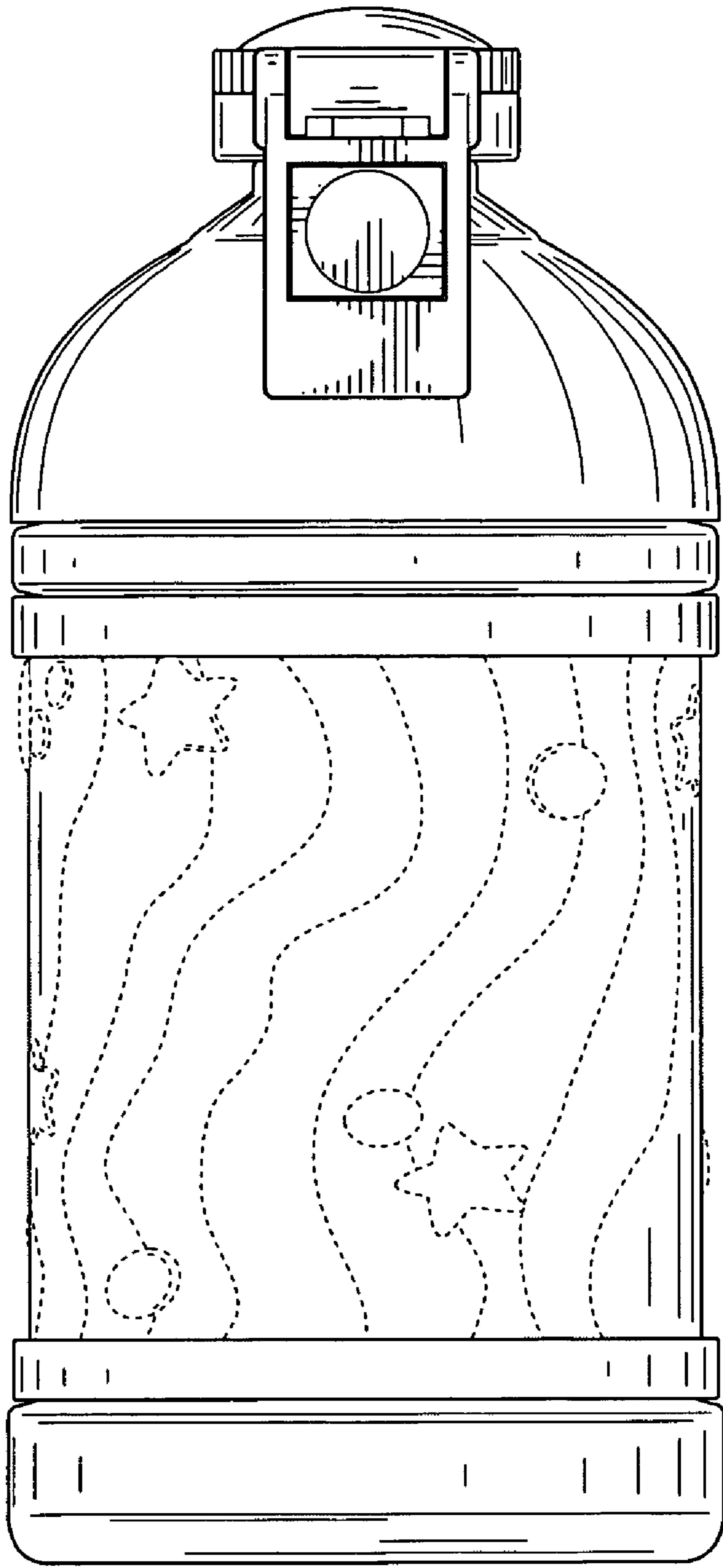


FIG. 3

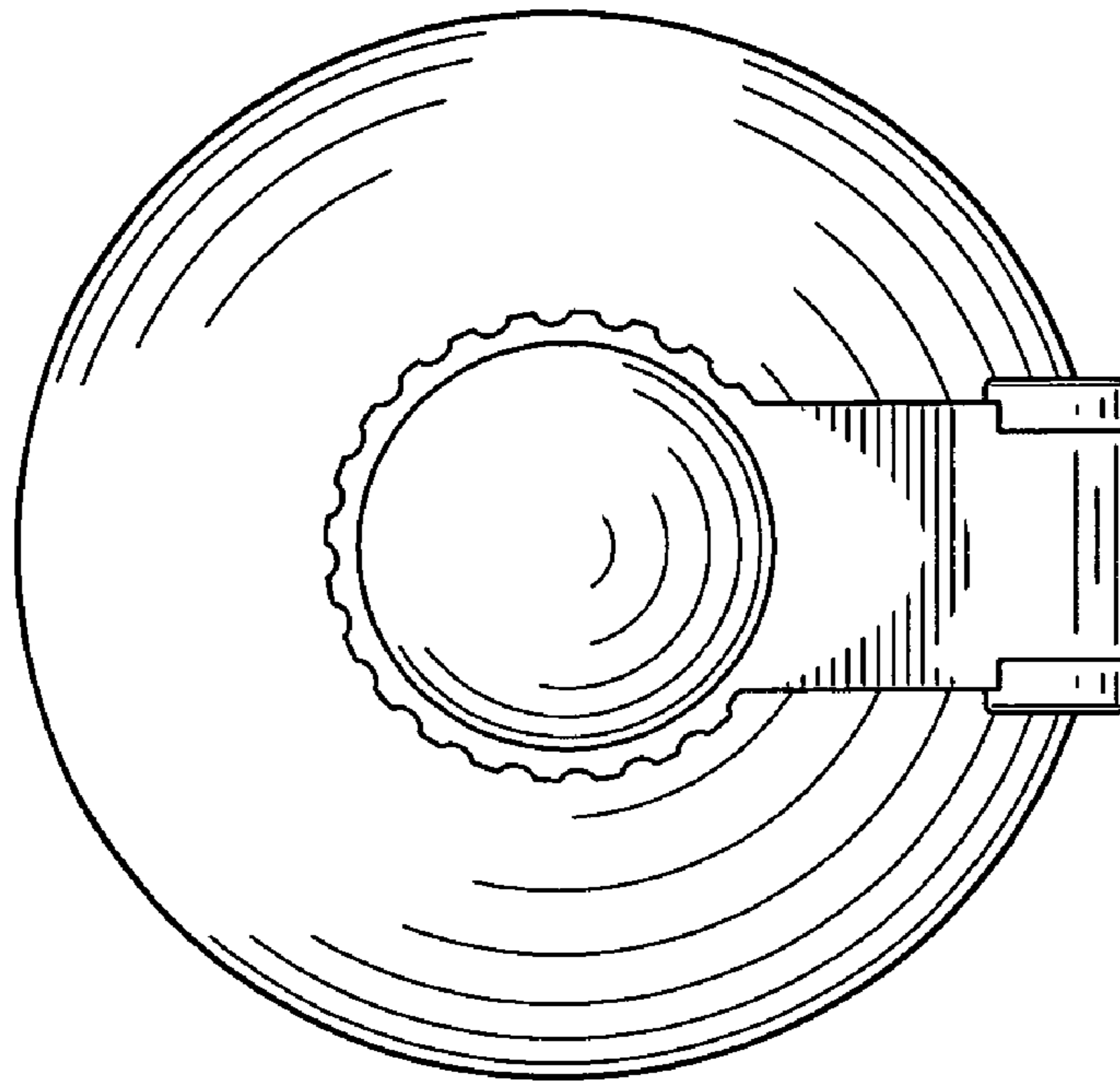


**FIG. 4**

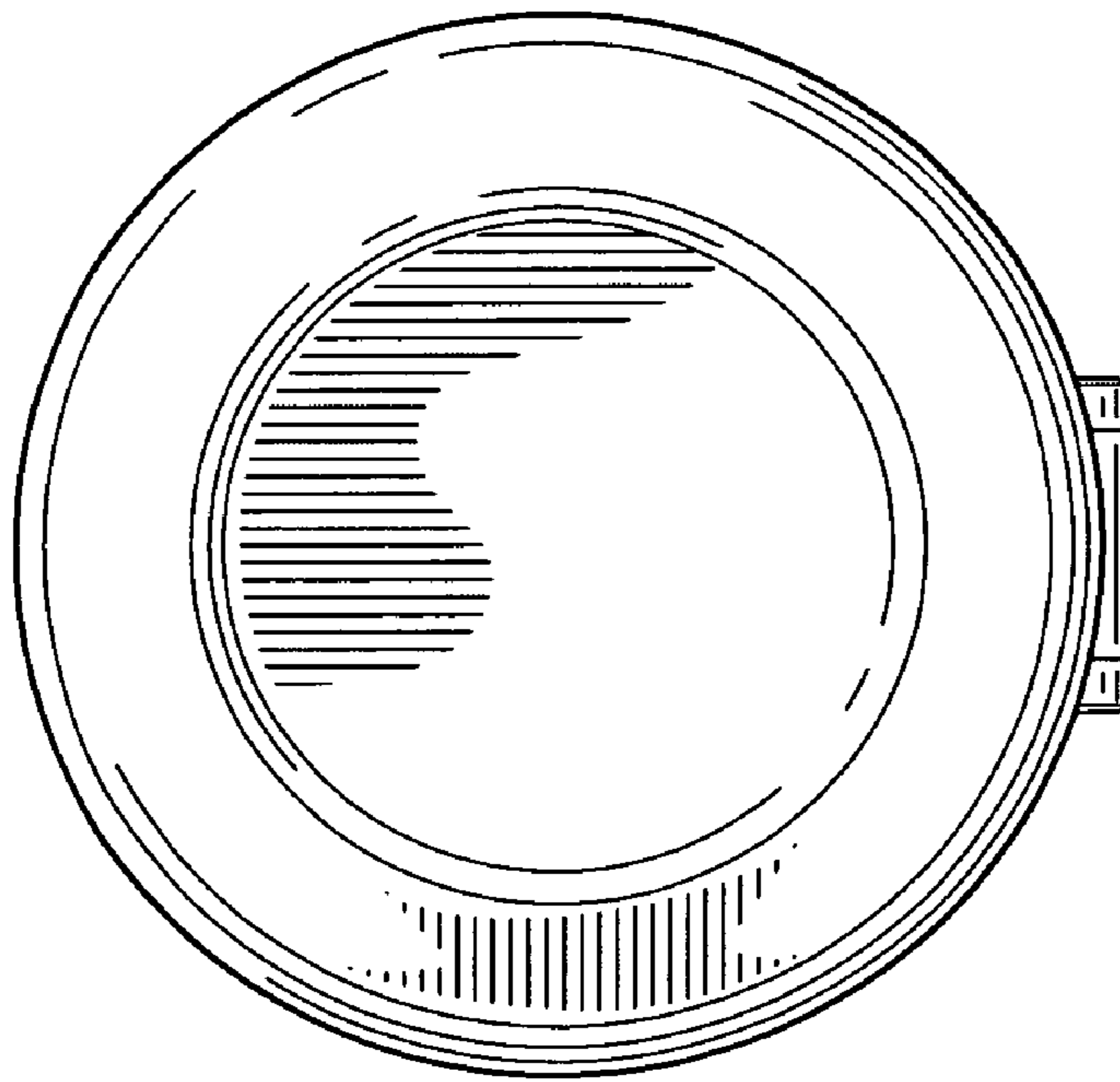


**FIG. 5**





**FIG. 6**



**FIG. 7**