



US00D579270S

(12) **United States Design Patent**
Green et al.

(10) **Patent No.:** **US D579,270 S**

(45) **Date of Patent:** **** Oct. 28, 2008**

(54) **PORTION OF A MICROWAVE**

(75) Inventors: **Daniel Hartley Green**, Nashville, TN
(US); **Maria Charlotte Brundin-Lewis**,
Anderson, SC (US)

(73) Assignee: **Electrolux Home Products, Inc.**,
Cleveland, OH (US)

(**) Term: **14 Years**

(21) Appl. No.: **29/304,353**

(22) Filed: **Feb. 29, 2008**

(51) **LOC (8) Cl.** **07-02**

(52) **U.S. Cl.** **D7/405**

(58) **Field of Classification Search** D7/350.1,
D7/350.3, 350.4, 351, 402, 405; 126/19 M,
126/275 E; 219/756-758, 679, 680, 725,
219/727, 734, 435; 99/DIG. 14
See application file for complete search history.

(56) **References Cited**

U.S. PATENT DOCUMENTS

- D304,800 S * 11/1989 Yoo D7/351
- D315,656 S * 3/1991 Kim D7/351
- D452,410 S * 12/2001 Ichimura D7/351
- D455,932 S * 4/2002 Noda et al. D7/351
- D476,521 S * 7/2003 Fukuda et al. D7/351

- D509,399 S * 9/2005 Kanza D7/351
- D522,800 S * 6/2006 Lee et al. D7/351
- D530,973 S * 10/2006 Lee et al. D7/351
- D540,105 S * 4/2007 Lee et al. D7/351
- D545,611 S * 7/2007 Sakata D7/351

* cited by examiner

Primary Examiner—Ruth McInroy

(74) *Attorney, Agent, or Firm*—Banner & Witcoff, Ltd.

(57) **CLAIM**

The ornamental design for a portion of a microwave, as shown and described.

DESCRIPTION

FIG. 1 is a front perspective view of a portion of a microwave showing the new design;

FIG. 2 is a front view thereof;


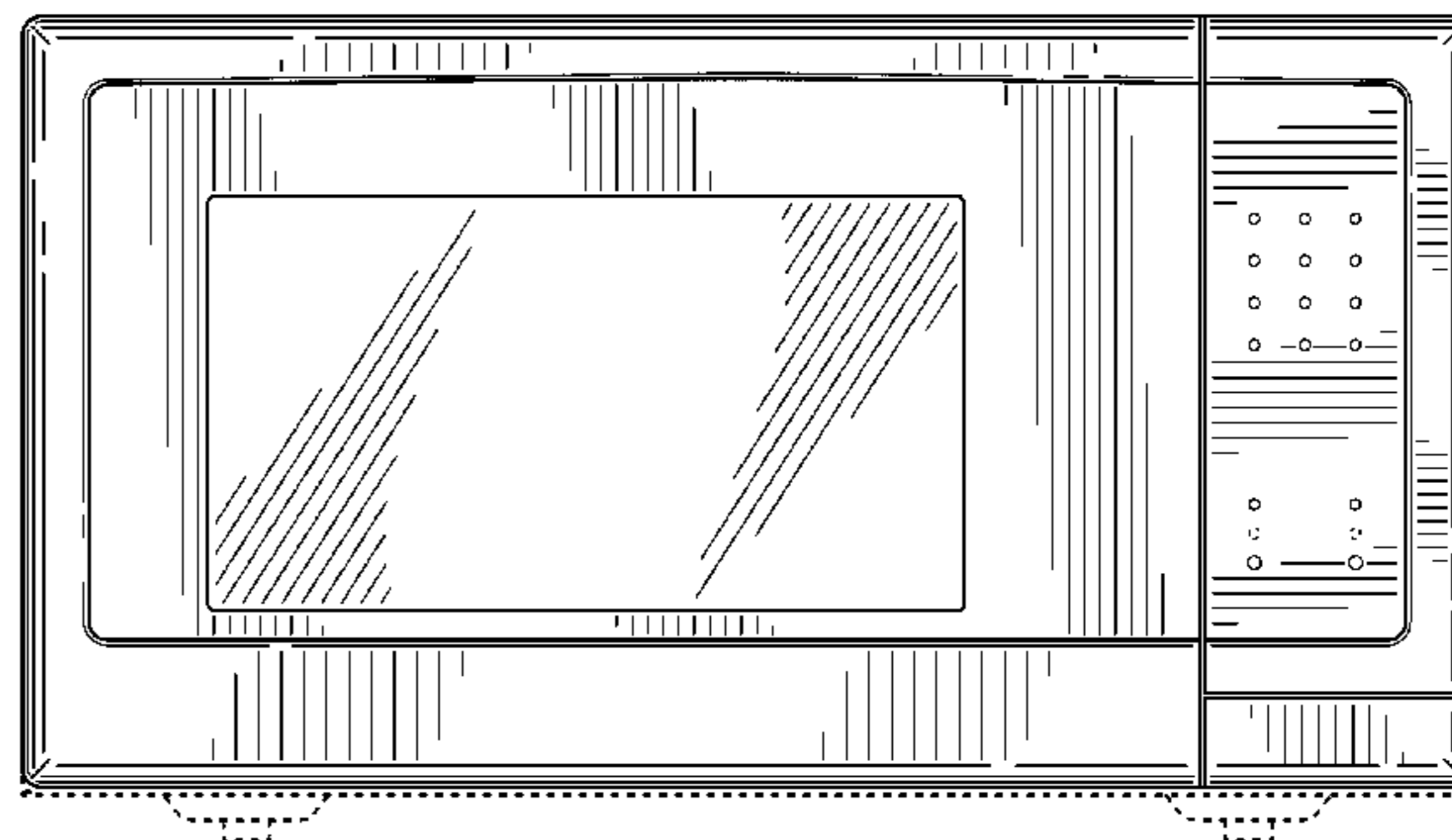
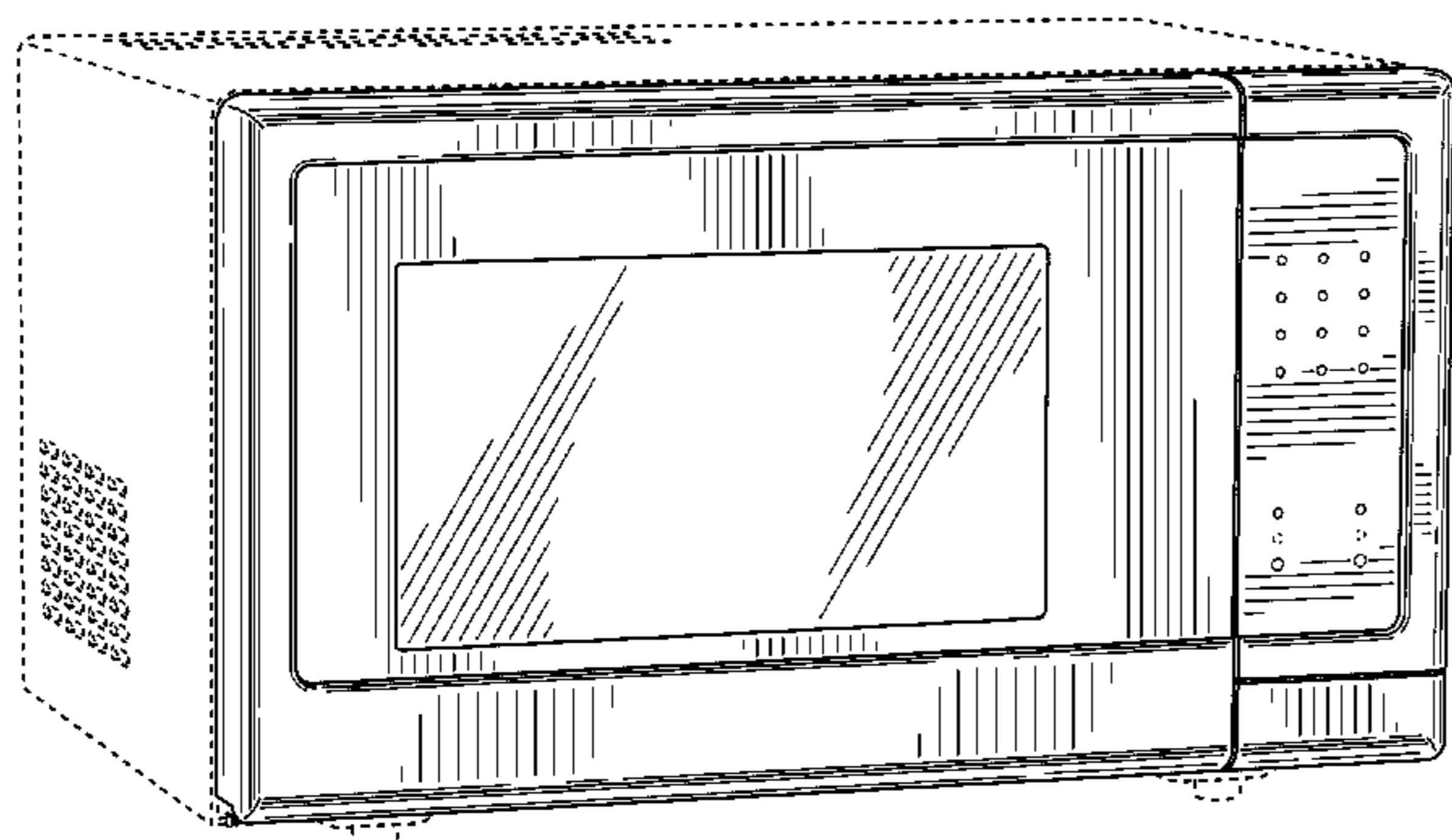
FIG. 3 is a left side view thereof;

FIG. 4 is a right side view; and,

FIG. 5 is a top view thereof.

The unshown bottom forms no part of the claimed design. The broken line showing of various regions, including the unshaded areas therein, is for illustrative purposes and forms no part of the claimed design.

1 Claim, 5 Drawing Sheets



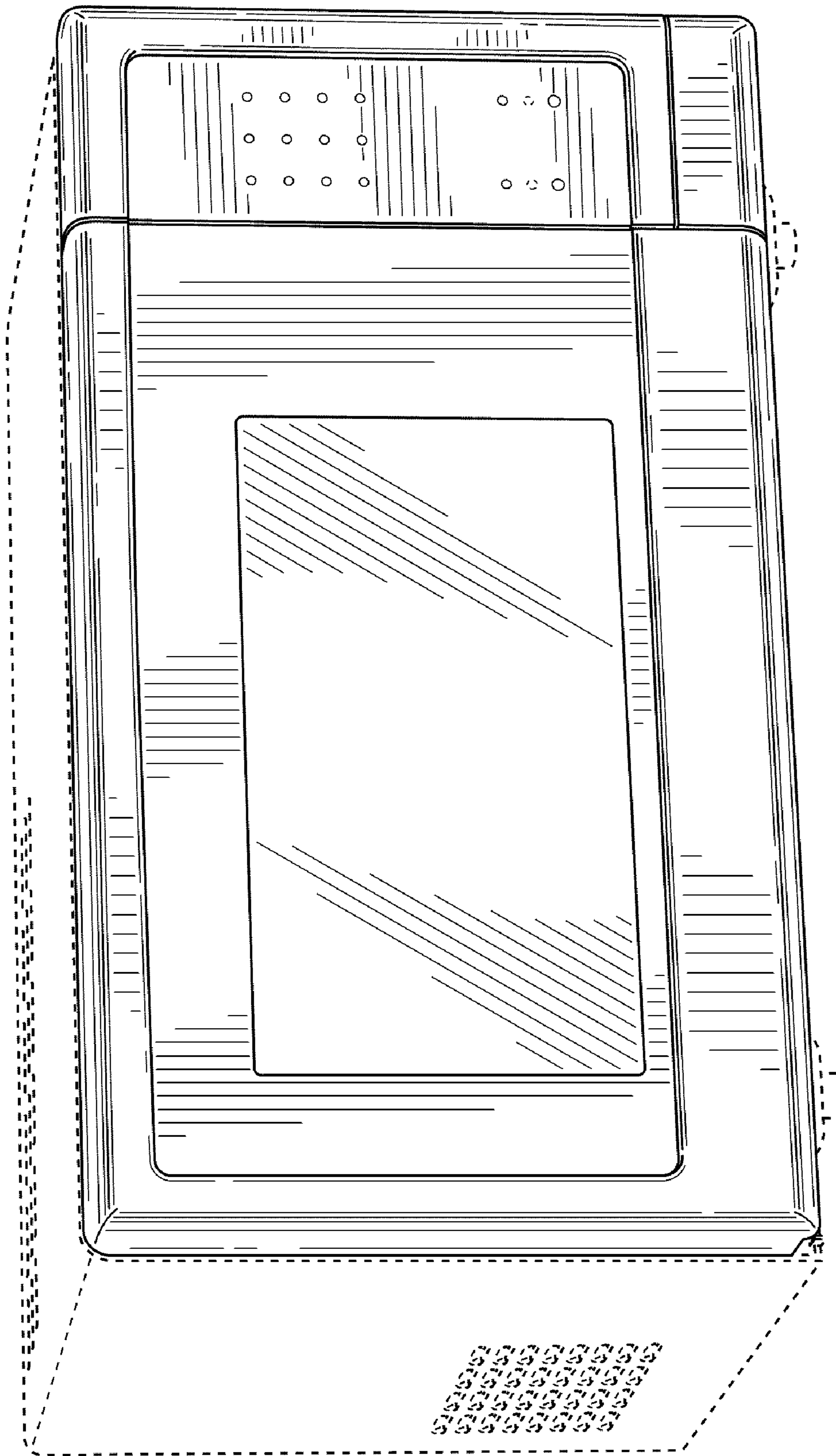


FIG. 1

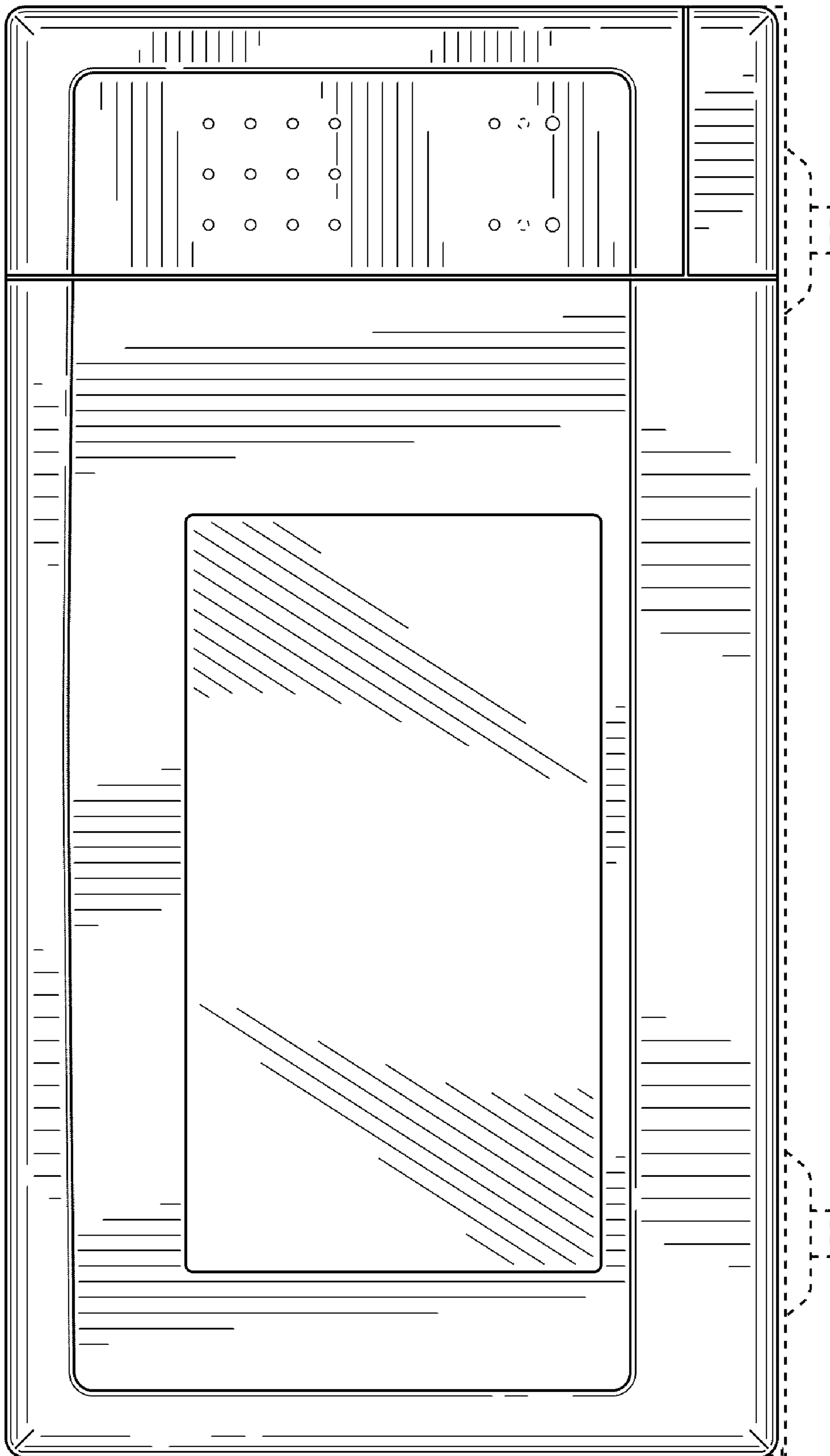


FIG. 2




FIG. 3

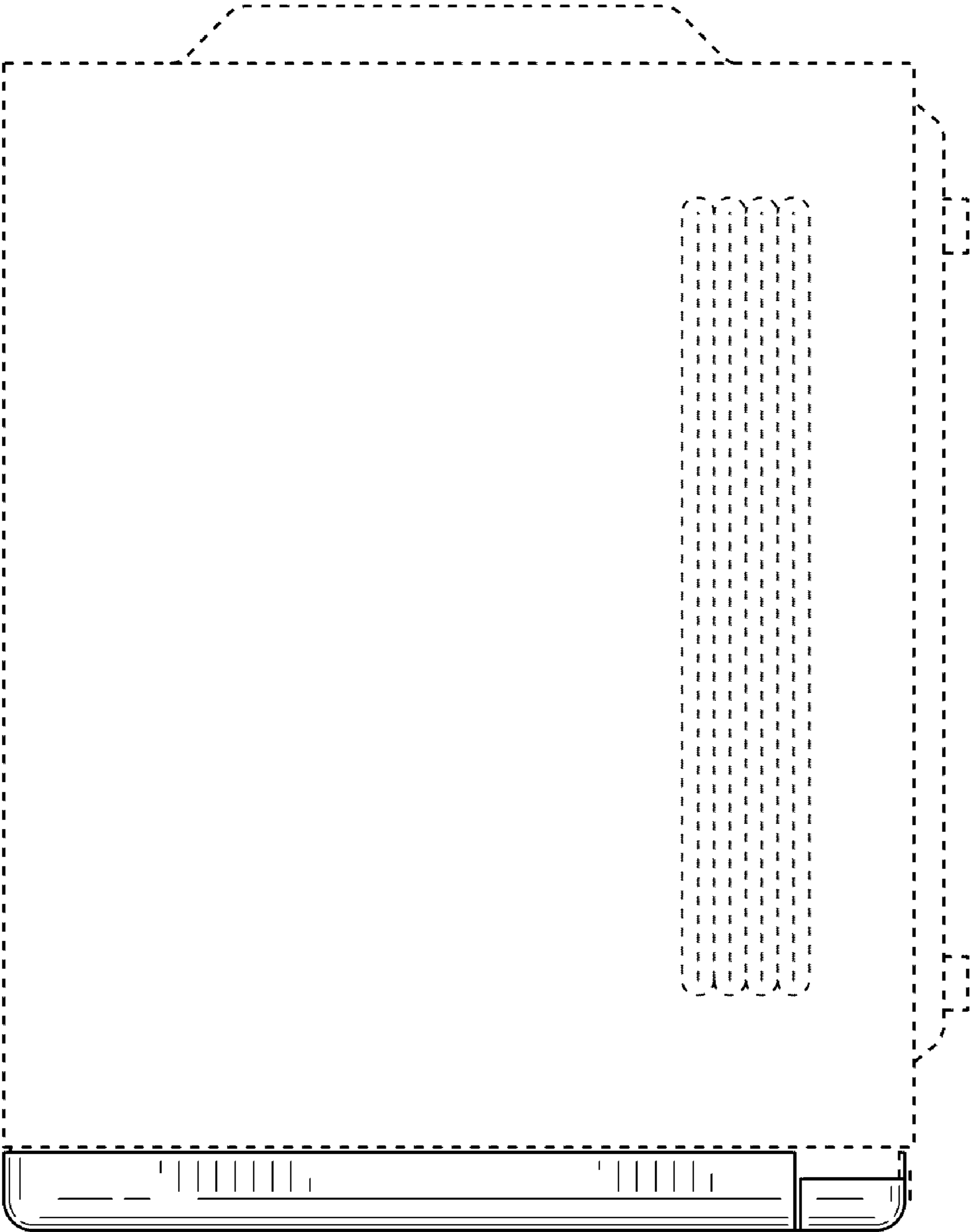


FIG. 4




FIG. 5