



US00D579267S

(12) **United States Design Patent**  
**Simha**

(10) **Patent No.:** **US D579,267 S**

(45) **Date of Patent:** **\*\* Oct. 28, 2008**

(54) **HANDLE FOR CUTLERY**

(76) Inventor: **Adam Simha**, 84 Rice St., Cambridge,  
MA (US) 02140-1819

(\*\*) Term: **14 Years**

(21) Appl. No.: **29/284,630**

(22) Filed: **Sep. 12, 2007**

(51) **LOC (8) Cl.** ..... **07-02**

(52) **U.S. Cl.** ..... **D7/395**

(58) **Field of Classification Search** ..... D7/393,  
D7/395, 401.2, 682, 692, 649-652, 696, 381;  
D8/98, 99, 101, 107, 307, 83; D22/118;  
30/340-344, 147-149; 16/430, 431, 110.1  
See application file for complete search history.

(56) **References Cited**

**U.S. PATENT DOCUMENTS**

D233,122 S *	10/1974	Fanza	.....	D7/652
D303,748 S *	10/1989	Yamagishi	.....	D7/649
D354,881 S *	1/1995	Huff	.....	D7/401.2
D359,672 S *	6/1995	Gardiner	.....	D8/97
D375,243 S *	11/1996	Hasegawa	.....	D8/107
D413,232 S *	8/1999	Conner	.....	D7/649
D424,399 S *	5/2000	Staton	.....	D8/107

D502,363 S *	3/2005	Salazar	.....	D7/401.2
D520,297 S *	5/2006	Salazar	.....	D7/401.2

\* cited by examiner

*Primary Examiner*—Holly H. Baynham

*Assistant Examiner*—Cynthia M Chin

(74) *Attorney, Agent, or Firm*—Casimir Jones, S.C.

(57) **CLAIM**

The ornamental design for a handle for cutlery, as shown and described.

**DESCRIPTION**

FIG. 1 is a right side elevational view showing my new design;

FIG. 2 is a left side elevational view thereof;

FIG. 3 is a top plan view thereof;

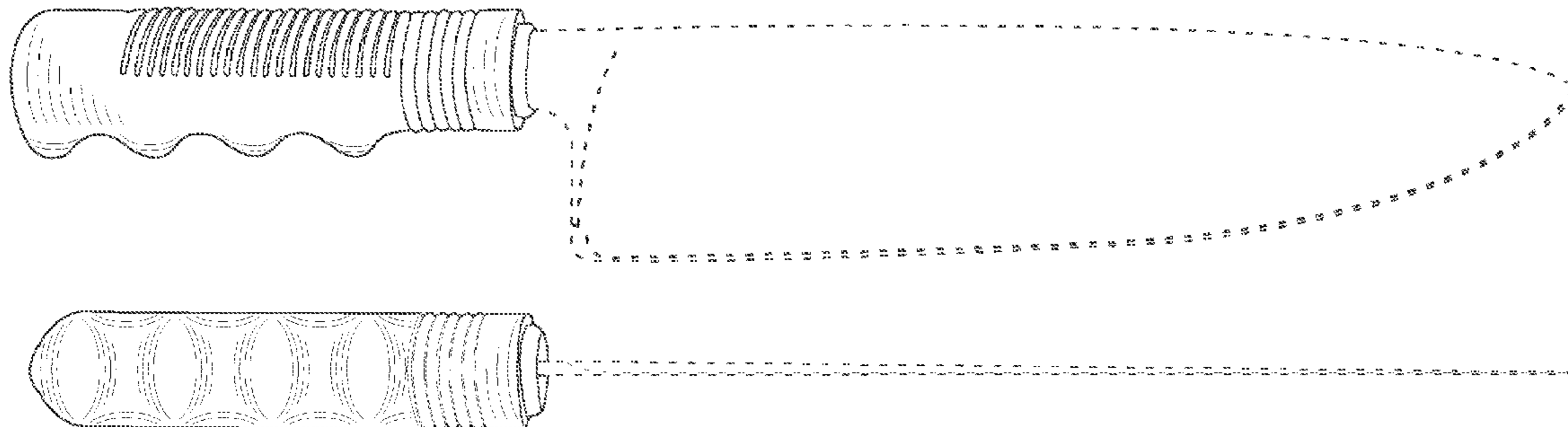
FIG. 4 is a bottom plan view thereof;

FIG. 5 is a front elevational view thereof; and,

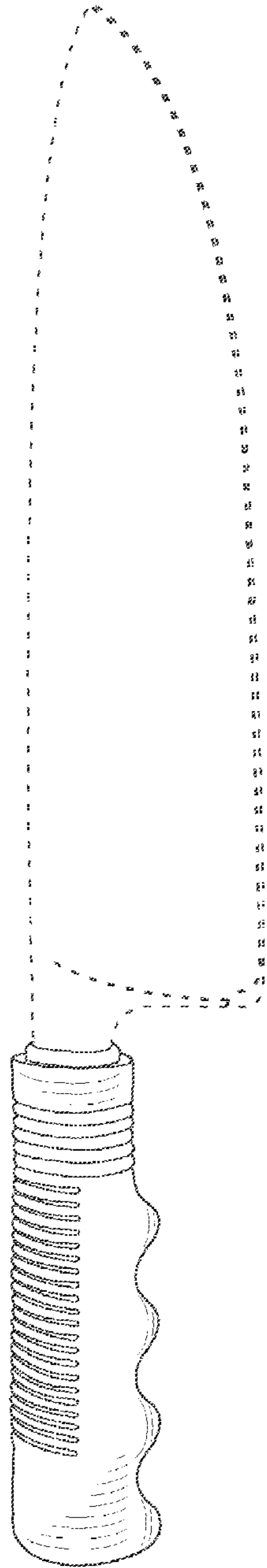
FIG. 6 is a rear elevational view thereof.

The broken line depictions of the blade in FIGS. 1-6 is for illustrative purposes only and forms no part of the claimed design.

**1 Claim, 3 Drawing Sheets**



**FIG. 1**



**FIG. 2**




FIG. 3



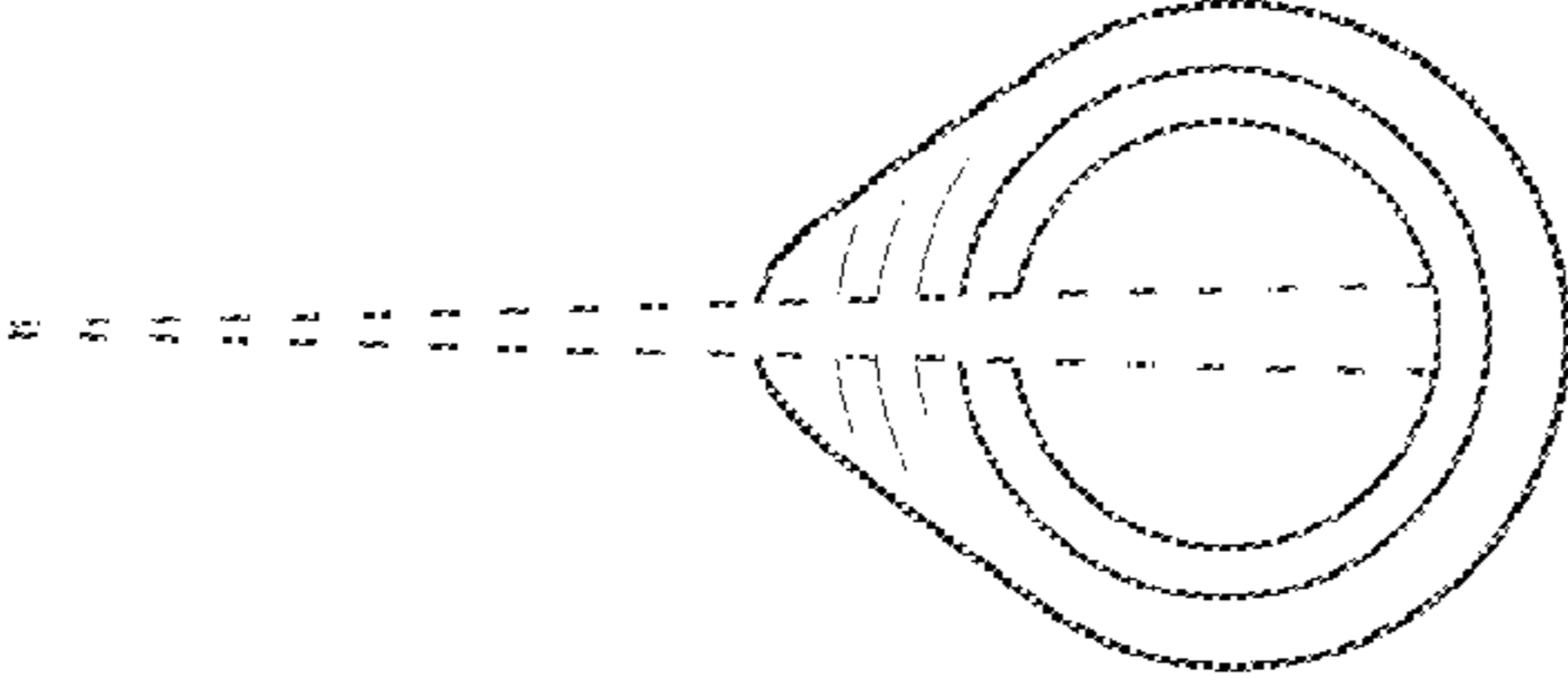


FIG. 4



**FIG. 5**



**FIG. 6**

