



US00D579266S

(12) **United States Design Patent**
Hsiao

(10) **Patent No.:** **US D579,266 S**

(45) **Date of Patent:** **** Oct. 28, 2008**

(54) **SET OF POT HANDLES**

D533,027 S * 12/2006 Tetreault et al. D7/394
D569,705 S * 5/2008 Sotebeer D8/317

(75) Inventor: **Chih-Che Hsiao**, Taipei (TW)

* cited by examiner

(73) Assignee: **Sun New Stainless Steel Ind. Ltd.**,
Taipei (TW)

Primary Examiner—Holly H. Baynham

Assistant Examiner—Cynthia M Chin

(**) Term: **14 Years**

(74) *Attorney, Agent, or Firm*—Rosenberg, Klein & Lee

(21) Appl. No.: **29/300,288**

(57) **CLAIM**

(22) Filed: **Mar. 10, 2008**

The ornamental design for a set of pot handles, as shown and described.

(51) **LOC (8) Cl.** **07-02**

(52) **U.S. Cl.** **D7/394**

(58) **Field of Classification Search** D7/354–361,
D7/393–395; D8/300, 317; 16/430, 431,
16/110.1, 407; 220/573.1–573.5, 752, 753,
220/755, 756, 759, 771, 912; D3/246
See application file for complete search history.

DESCRIPTION

FIG. 1 is a perspective view of a set of pot handles showing my new design;

FIG. 2 is a front view thereof;

FIG. 3 is a rear view thereof;

FIG. 4 is a left side view thereof;

FIG. 5 is a right side view thereof;

FIG. 6 is a top view thereof; and,

FIG. 7 is a bottom view thereof.

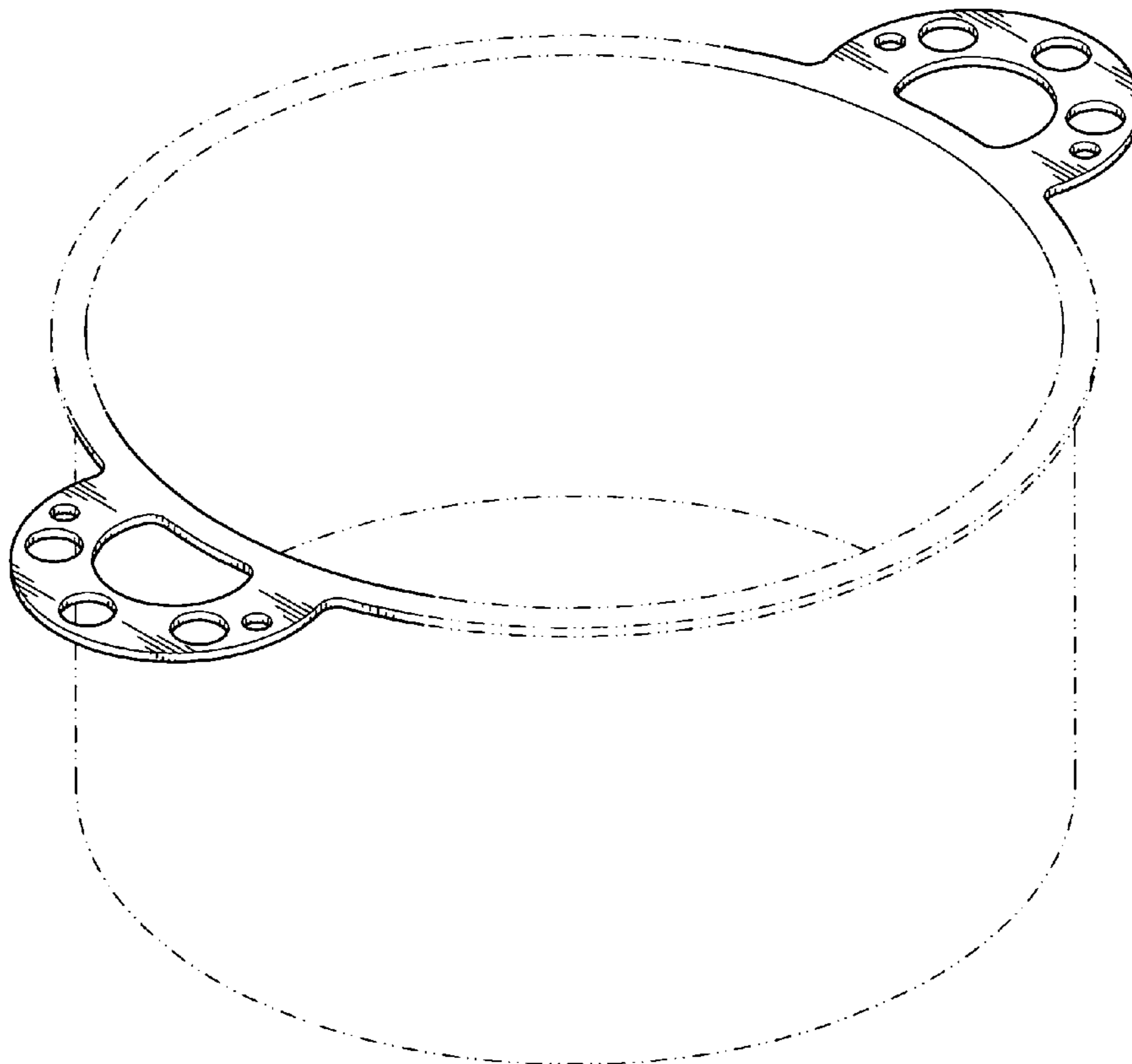
The broken lines are for illustrative purposes only and form no part of the claimed design.

(56) **References Cited**

U.S. PATENT DOCUMENTS

- D340,399 S * 10/1993 Paglia D8/317
- D470,715 S * 2/2003 Kloppsteck D7/360
- D471,757 S * 3/2003 Kitamura et al. D7/360
- D491,466 S * 6/2004 Man D3/246
- D507,718 S * 7/2005 Kellermann et al. D7/360
- D522,309 S * 6/2006 Pukall et al. D7/360

1 Claim, 4 Drawing Sheets



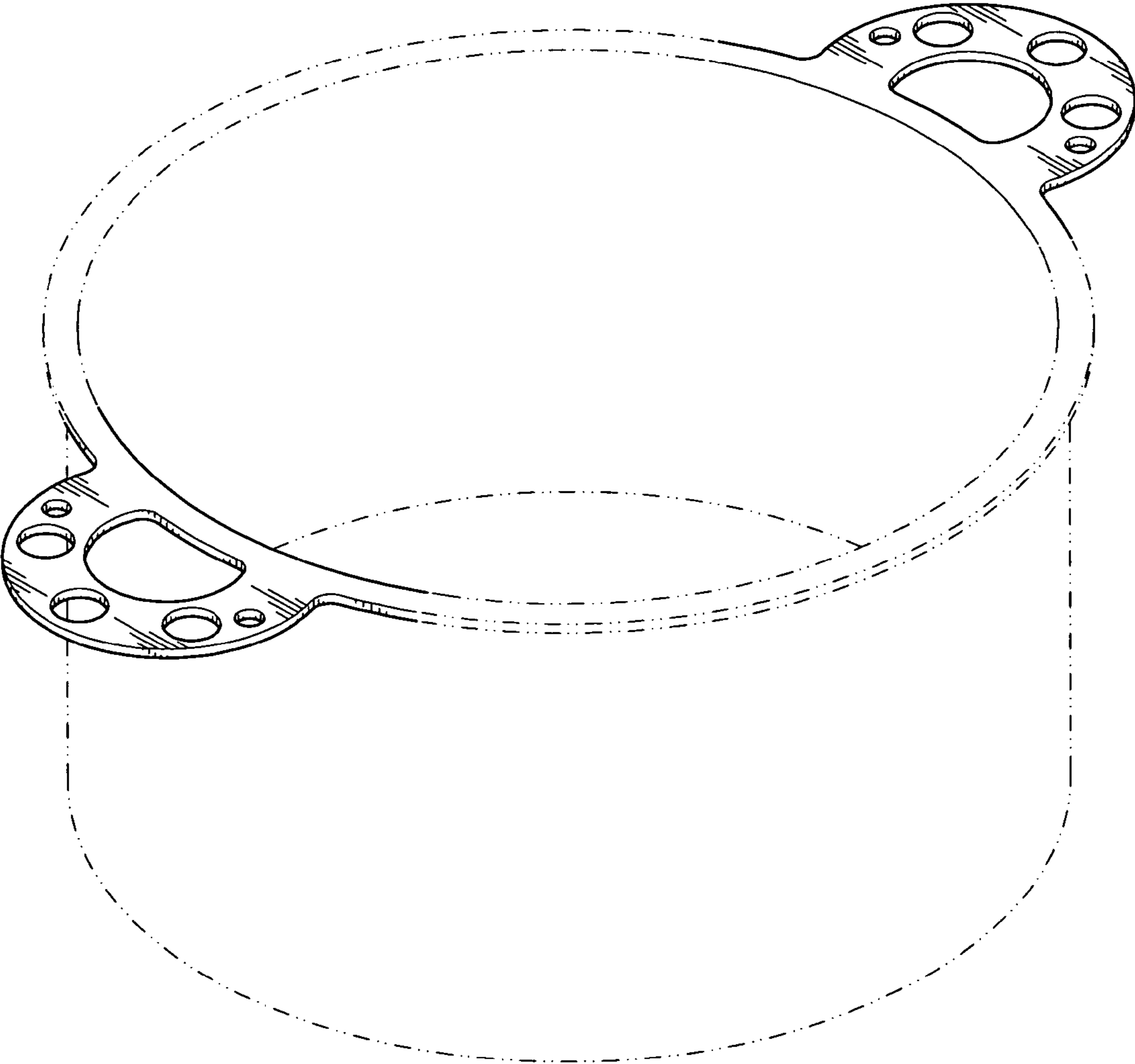


FIG. 1




FIG. 2



FIG. 3




FIG. 4




FIG. 5

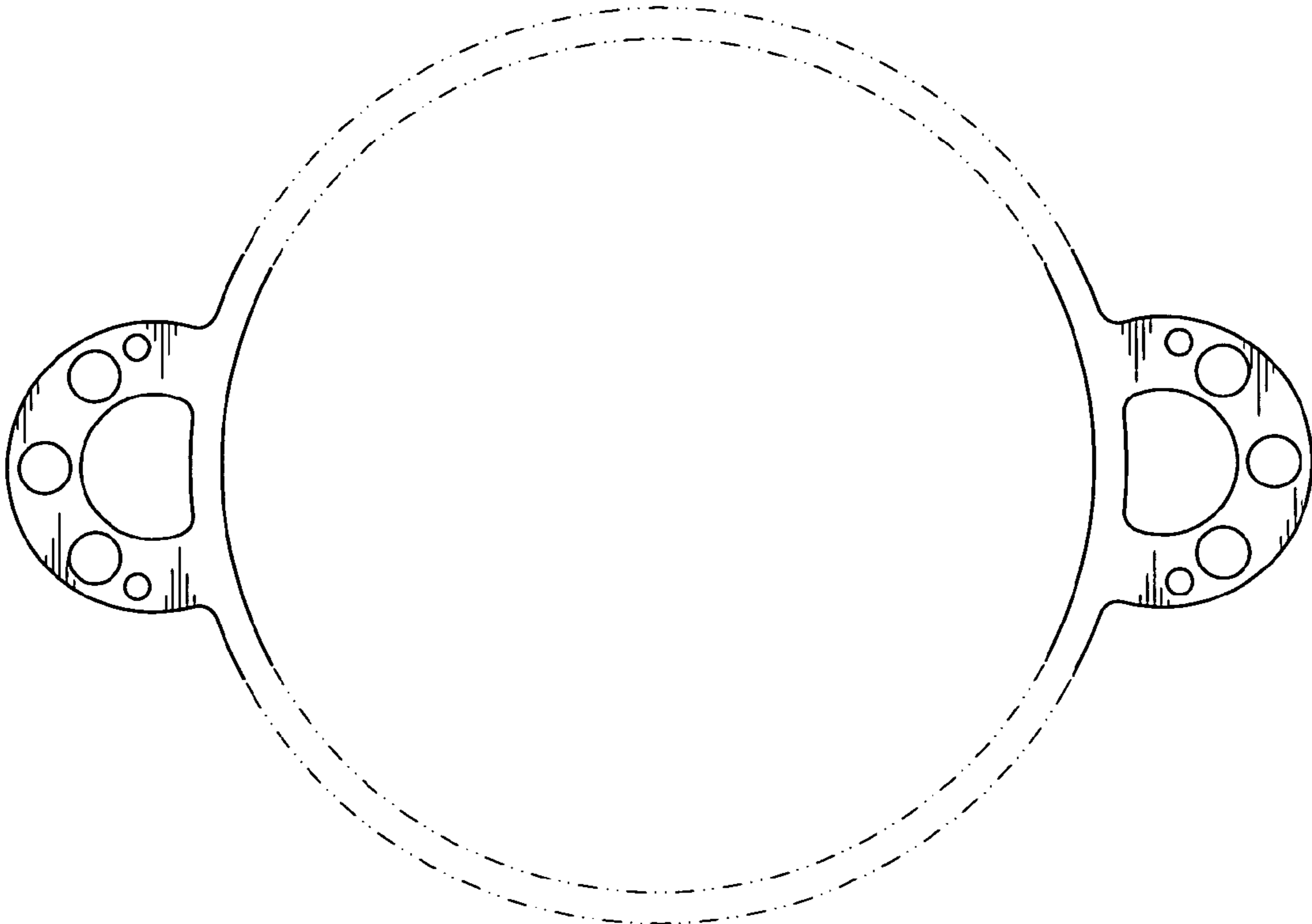


FIG. 6

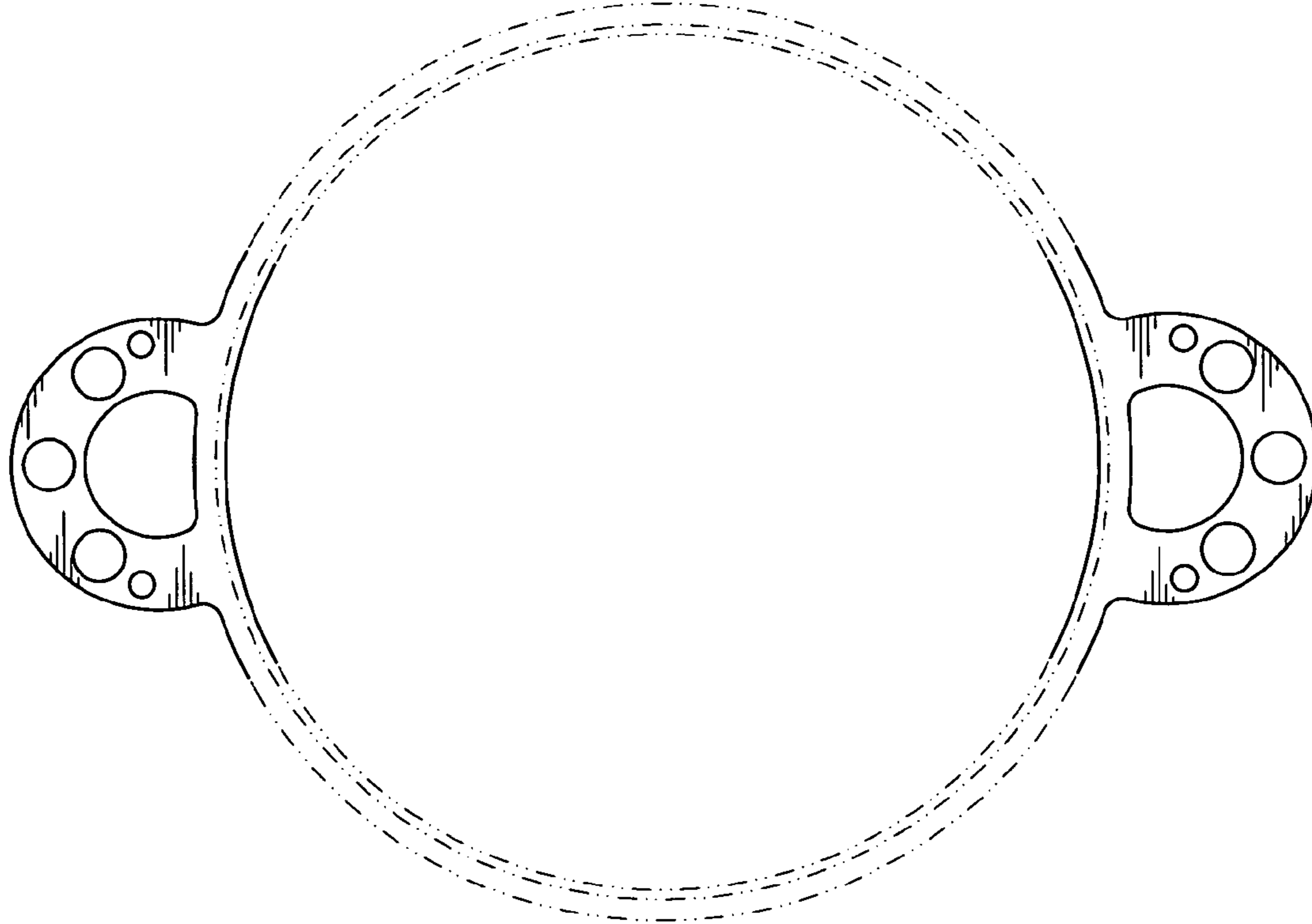


FIG. 7