



US00D579264S

(12) **United States Design Patent**
Simon et al.

(10) **Patent No.:** **US D579,264 S**
(45) **Date of Patent:** **** Oct. 28, 2008**

(54) **MUFFIN PAN**
(75) Inventors: **Denise Simon**, Harbor Springs, MI (US);
Jeffrey Bull, Naperville, IL (US); **David Purcell**, Plainfield, IL (US)

(73) Assignee: **Wilton Industries, Inc.**, Woodridge, IL (US)

(**) Term: **14 Years**

(21) Appl. No.: **29/317,767**

(22) Filed: **May 6, 2008**

(51) **LOC (8) Cl.** **07-02**

(52) **U.S. Cl.** **D7/357**

(58) **Field of Classification Search** D7/323,
D7/354-361, 392.1, 393, 396.1, 407, 412,
D7/417, 505, 513, 540-545, 550.1, 551.1,
D7/552.1, 553.1, 553.4-553.8, 554.3, 555,
D7/584, 586, 602, 611, 675, 698; D9/414,
D9/420-434, 446-447, 456, 757; 47/73;
99/324, 339, 422, 426, 446, 448, 450; 220/4.21,
220/23.2-23.8, 309.1, 367.1, 376-377, 573.1-573.4,
220/574, 601-602, 610, 657, 669, 672-675,
220/912; 249/66.1, 77, 119, 122-124, 127,
249/155-156, 160

See application file for complete search history.

(56) **References Cited**

U.S. PATENT DOCUMENTS

1,338,344 A * 4/1920 Wierth 249/77

3,142,133 A *	7/1964	Brooks	47/73
D346,528 S *	5/1994	Crawford et al.	D7/357
D369,508 S *	5/1996	Jones et al.	D7/357
D461,677 S *	8/2002	Bradley	D7/357
D469,653 S *	2/2003	Cooper et al.	D7/357
D488,952 S *	4/2004	Cubillos	D7/357
D492,539 S *	7/2004	Henry et al.	D7/357
6,869,059 B2 *	3/2005	Sloan et al.	249/126
D558,512 S *	1/2008	Levy et al.	D7/357
2002/0078833 A1 *	6/2002	Sloan et al.	99/426

* cited by examiner

Primary Examiner—Caron Veynar

Assistant Examiner—Ricky Pham

(74) *Attorney, Agent, or Firm*—DLA Piper US LLP; R. Blake Johnston

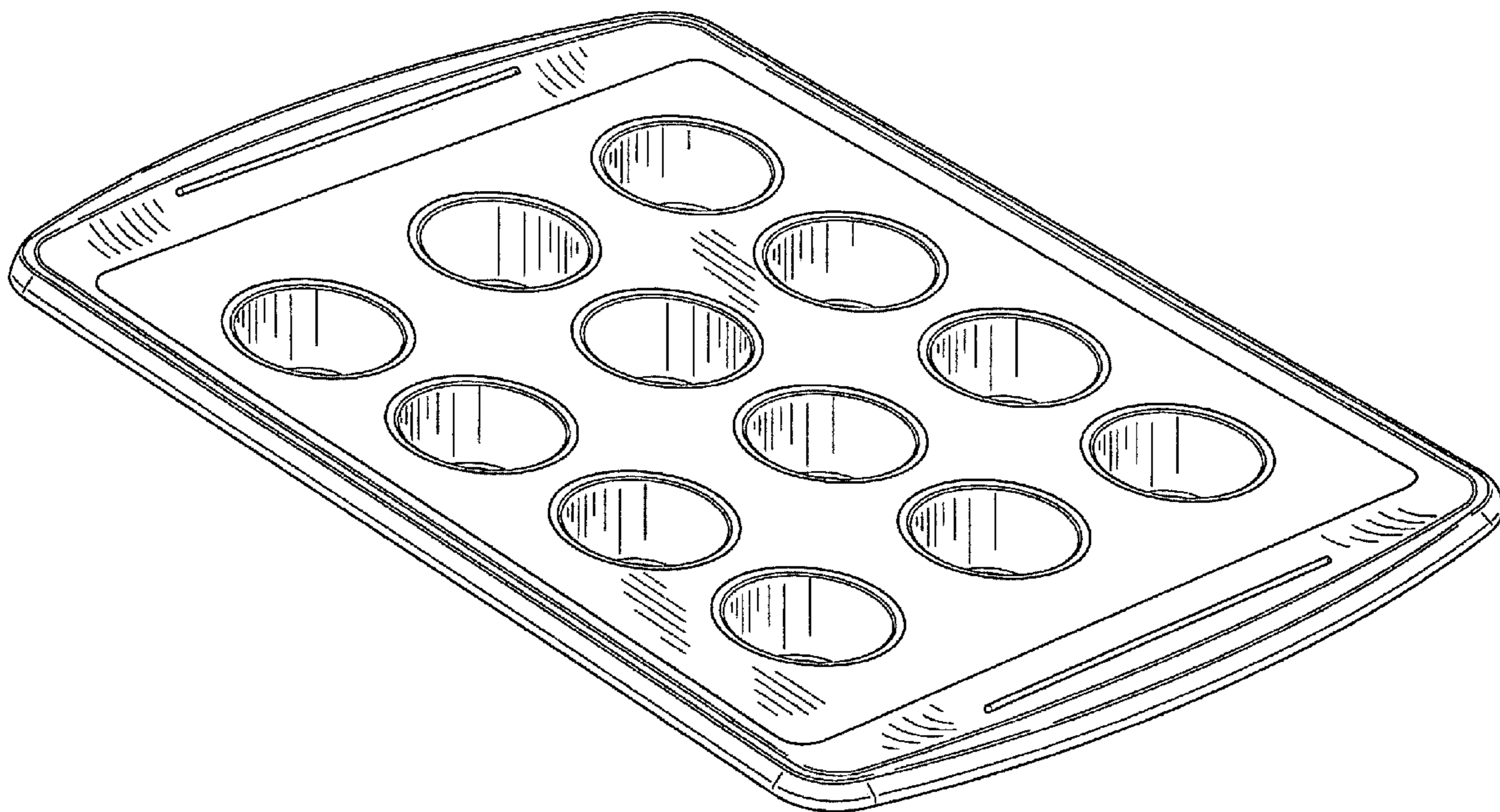
(57) **CLAIM**

The ornamental design for a muffin pan, as shown and described.

DESCRIPTION

FIG. 1 is a perspective view of the muffin pan;
FIG. 2 is a left side elevational view of the muffin pan, the right side elevational view being a mirror image thereof;
FIG. 3 is a front elevational view of the muffin pan, the rear elevational view being a mirror image thereof;
FIG. 4 is a top plan view of the muffin pan; and,
FIG. 5 is a bottom plan view of the muffin pan.

1 Claim, 4 Drawing Sheets



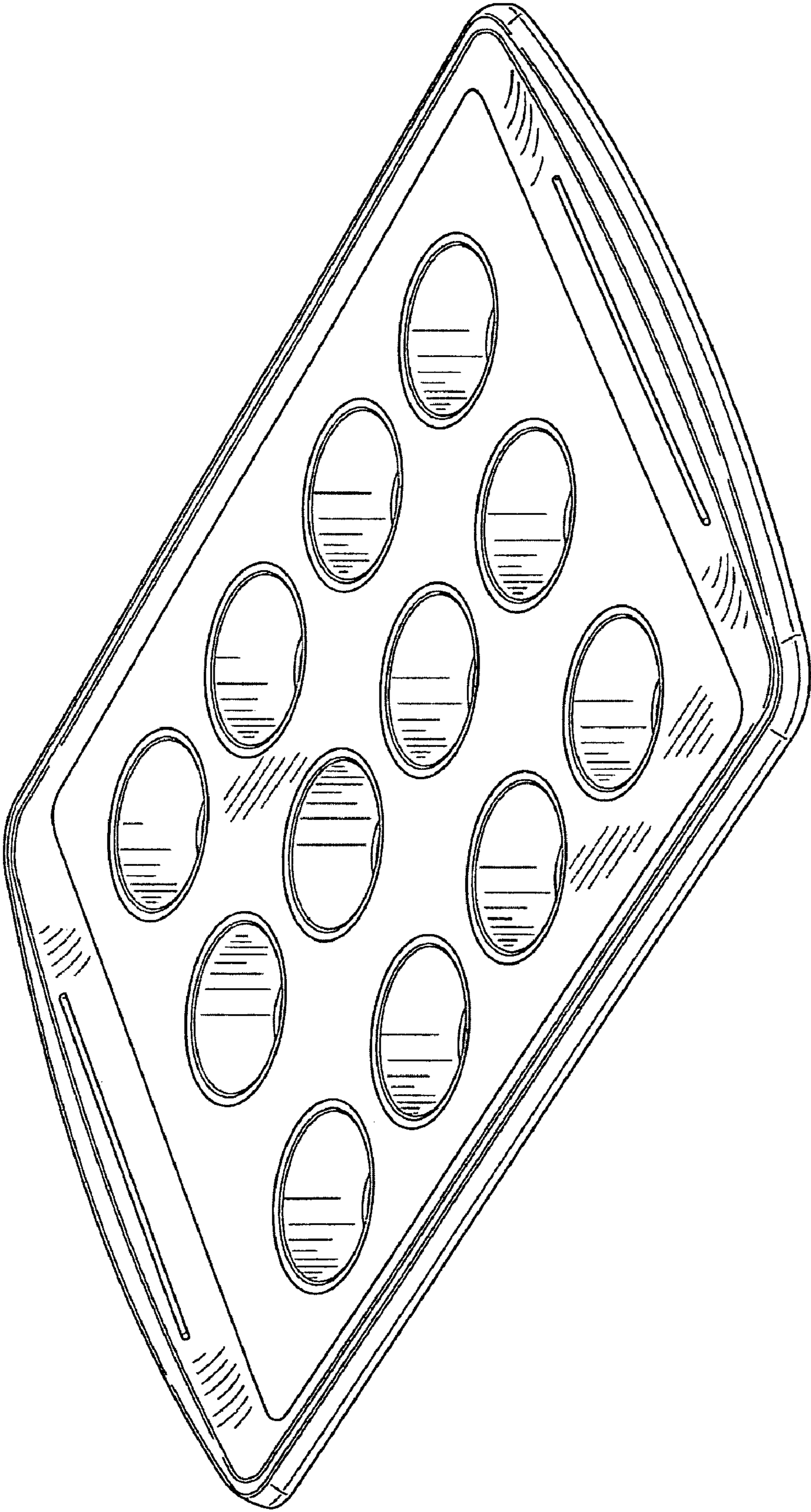


FIG. 1

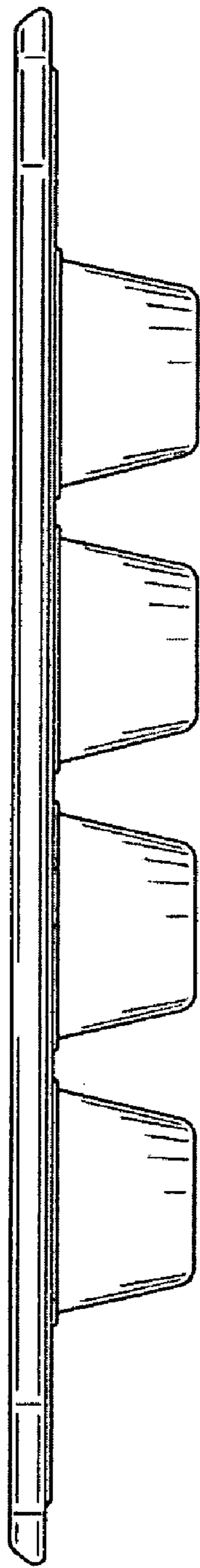


FIG. 2




FIG. 3




FIG. 4




FIG. 5