

US00D579258S

(12) **United States Design Patent**
Kaposi

(10) **Patent No.:** **US D579,258 S**
(45) **Date of Patent:** **** Oct. 28, 2008**

(54) **GRAVY SEPARATOR**
(75) Inventor: **Sascha Kaposi**, Tacoma, WA (US)
(73) Assignee: **Progressive International Corporation**,
Kent, WA (US)
(**) Term: **14 Years**
(21) Appl. No.: **29/283,722**
(22) Filed: **Aug. 21, 2007**

D310,614 S * 9/1990 Pozzi D7/317
D319,944 S * 9/1991 Adams et al. D7/315
5,289,953 A * 3/1994 McMillan et al. 222/189.07
D373,291 S * 9/1996 Auker D8/1
D443,170 S * 6/2001 Brest D7/315
D559,634 S * 1/2008 Chan D7/668
D562,160 S * 2/2008 Cohen D10/46.2

* cited by examiner

Primary Examiner—Marianne Pandozzi
(74) *Attorney, Agent, or Firm*—Black Lowe & Graham,
PLLC

(51) **LOC (8) Cl.** **07-01**
(52) **U.S. Cl.** **D7/315; D7/319; D7/667**
(58) **Field of Classification Search** D7/315,
D7/300, 667, 668, 317-319, 312; D10/46.6;
72/427; 222/184; 141/344, 340; 210/532.1,
210/465
See application file for complete search history.

(57) **CLAIM**

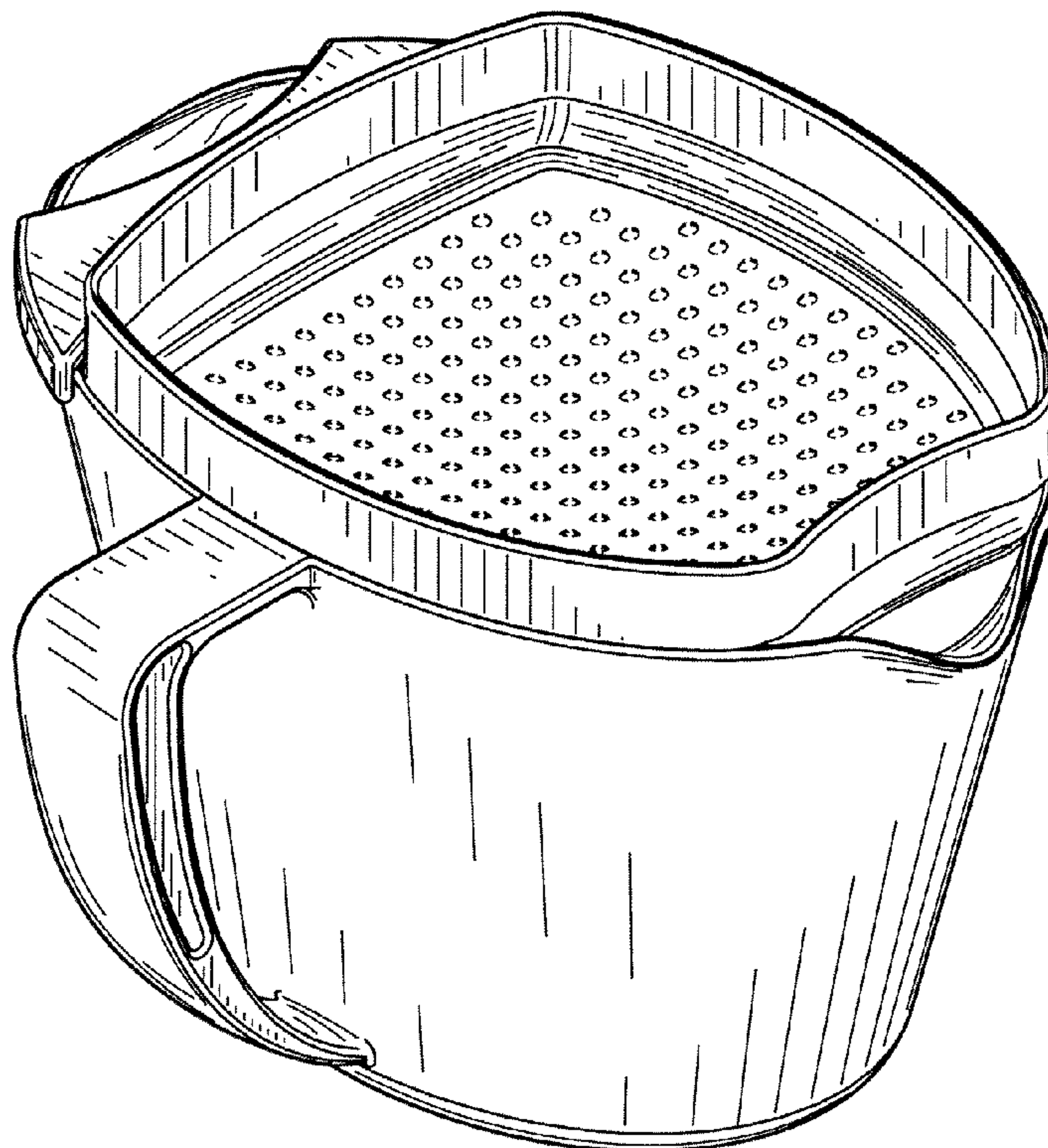
I claim the ornamental design for a gravy separator, as shown and described.

DESCRIPTION

FIG. 1 is a top view of a gravy separator;
FIG. 2 is a front view of the gravy separator;
FIG. 3 is a bottom view of the gravy separator;
FIG. 4 is a back view of the gravy separator;
FIG. 5 is a left side view of the gravy separator;
FIG. 6 is a right side view of the gravy separator; and,
FIG. 7 is a perspective view of the gravy separator.
The broken lines representing holes in FIGS. 1 and 7 are for the purpose of illustrating an environment and form no part of the claimed design.

(56) **References Cited**
U.S. PATENT DOCUMENTS
D42,577 S * 6/1912 Haviland D7/315
2,520,382 A * 8/1950 Conrad et al. 210/465
D199,990 S * 1/1965 Wright D7/315
4,099,654 A * 7/1978 Antolino 222/184
D250,244 S * 11/1978 Antolino D7/668
D252,068 S * 6/1979 Lovely D7/668
D252,846 S * 9/1979 Miller D7/315
D268,158 S * 3/1983 Doyel D10/46.3
D272,225 S * 1/1984 DeCoster D7/319
4,934,420 A * 6/1990 Radna 141/340

1 Claim, 4 Drawing Sheets



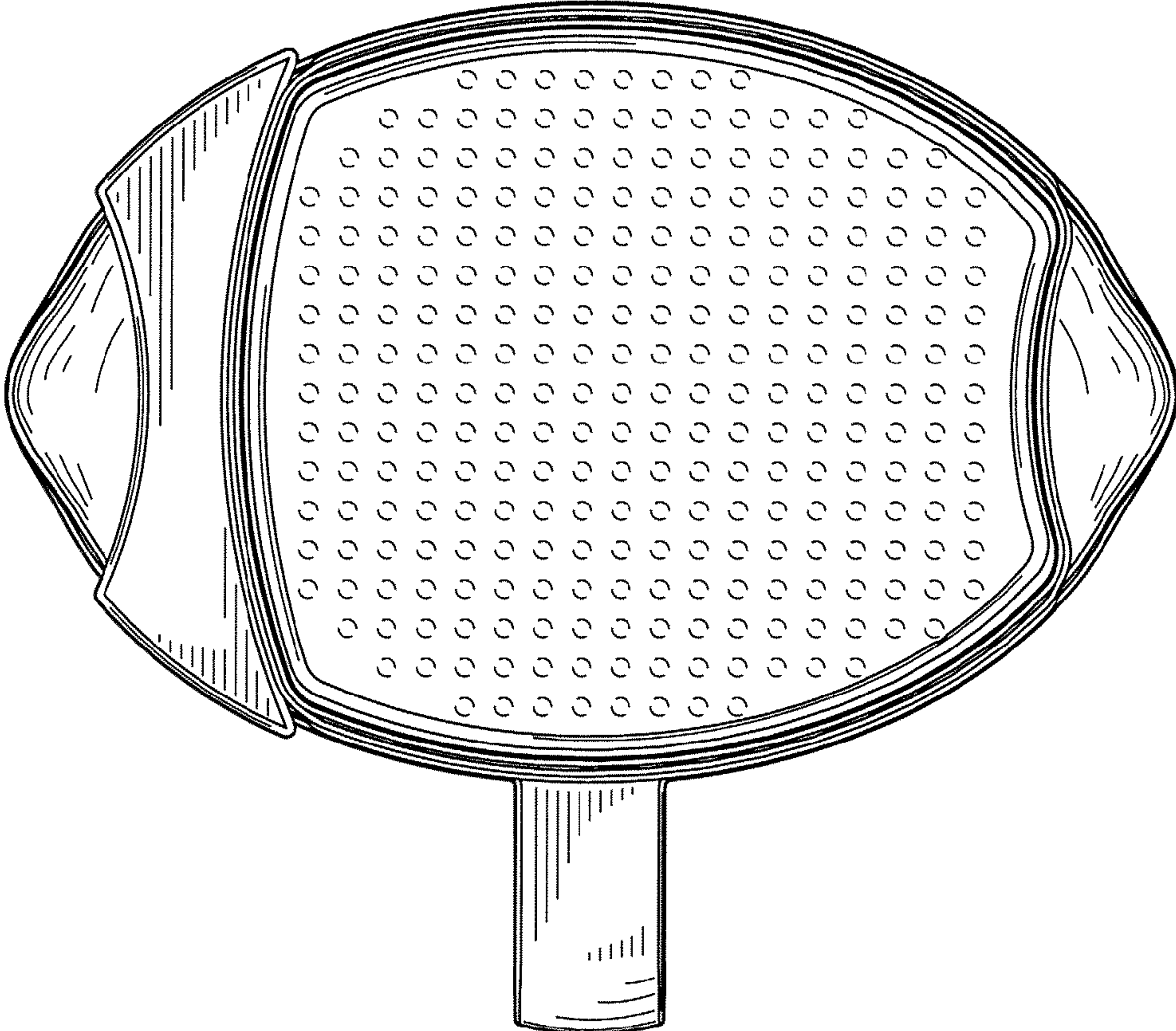


FIG.1

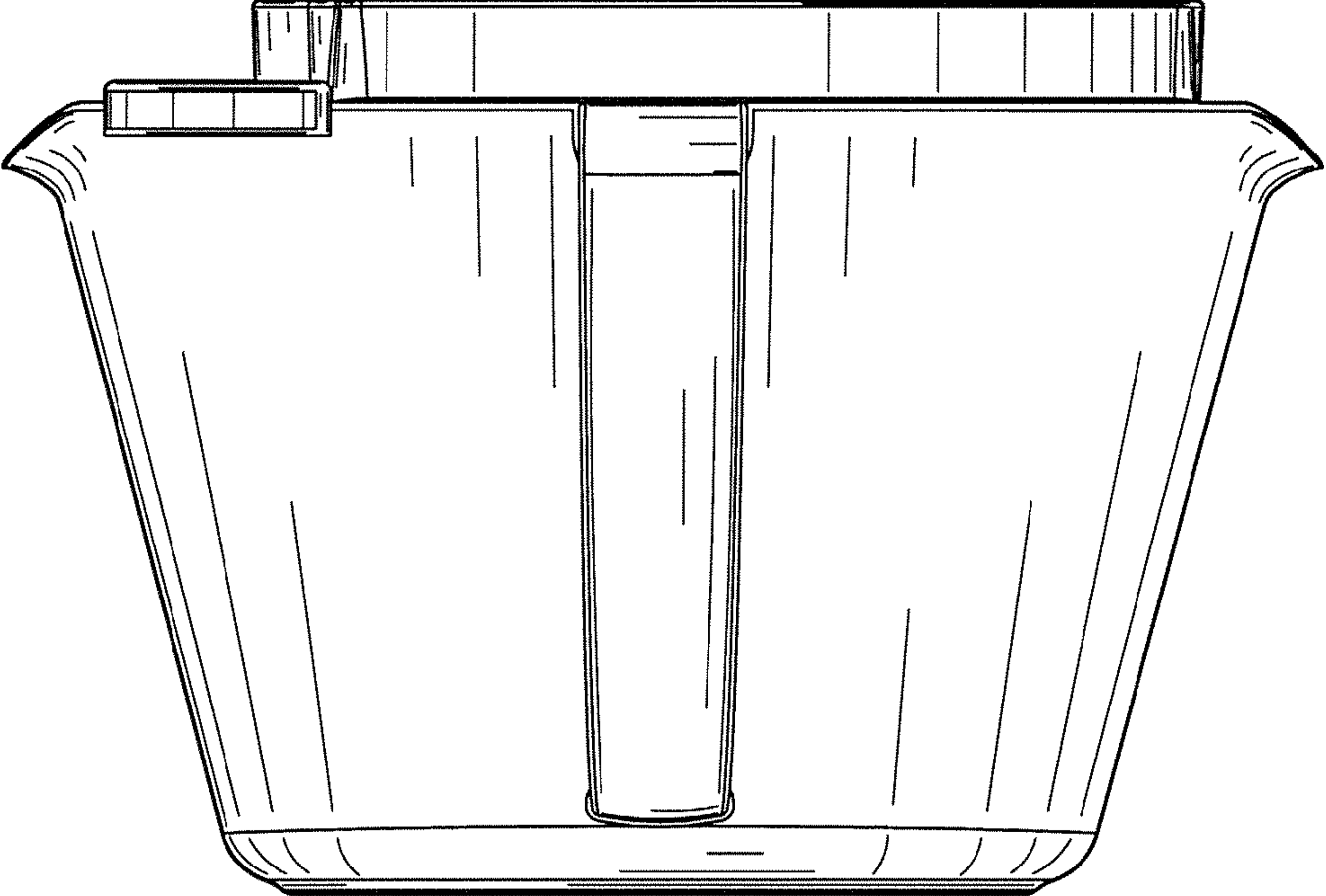


FIG.2

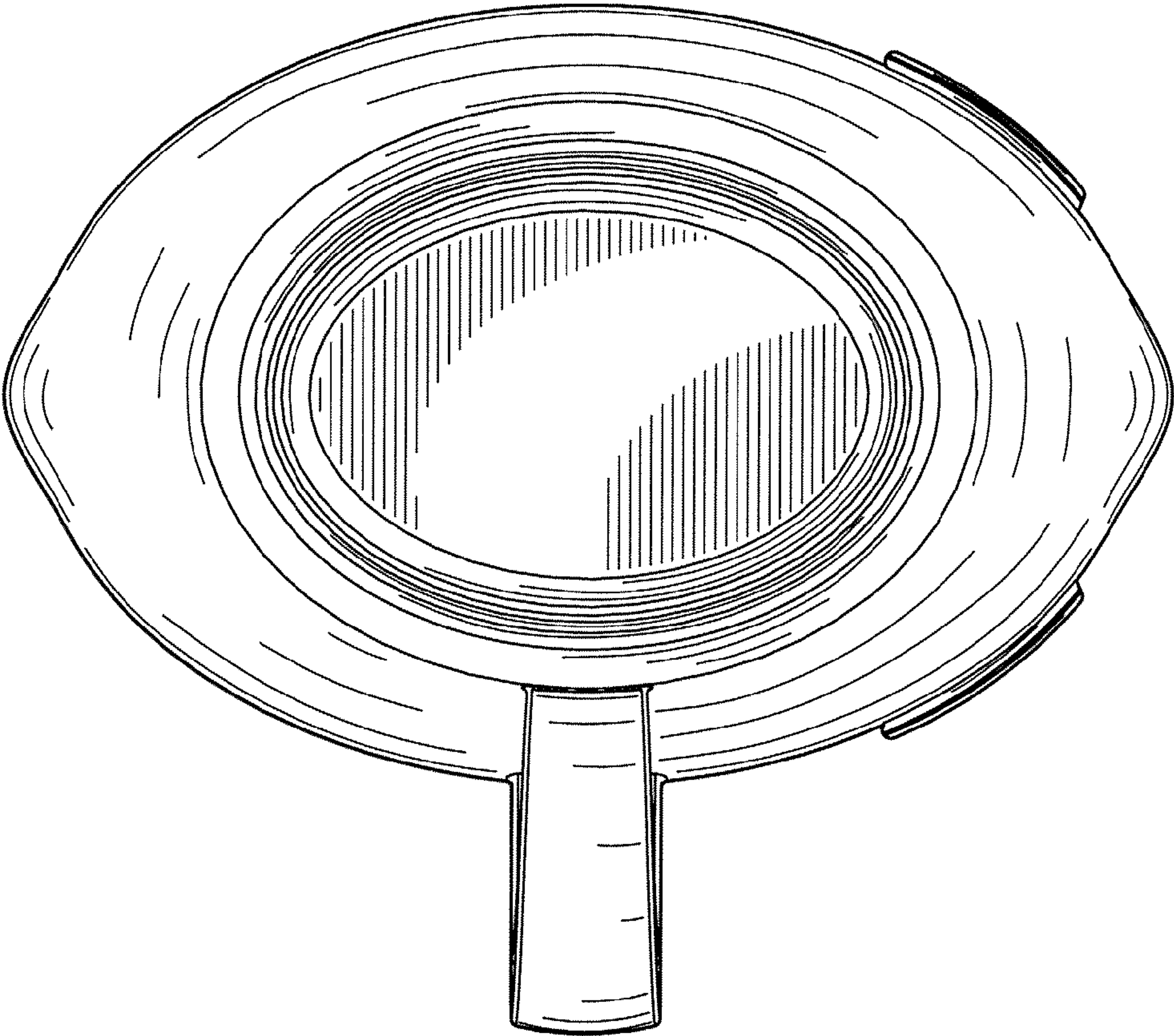


FIG. 3

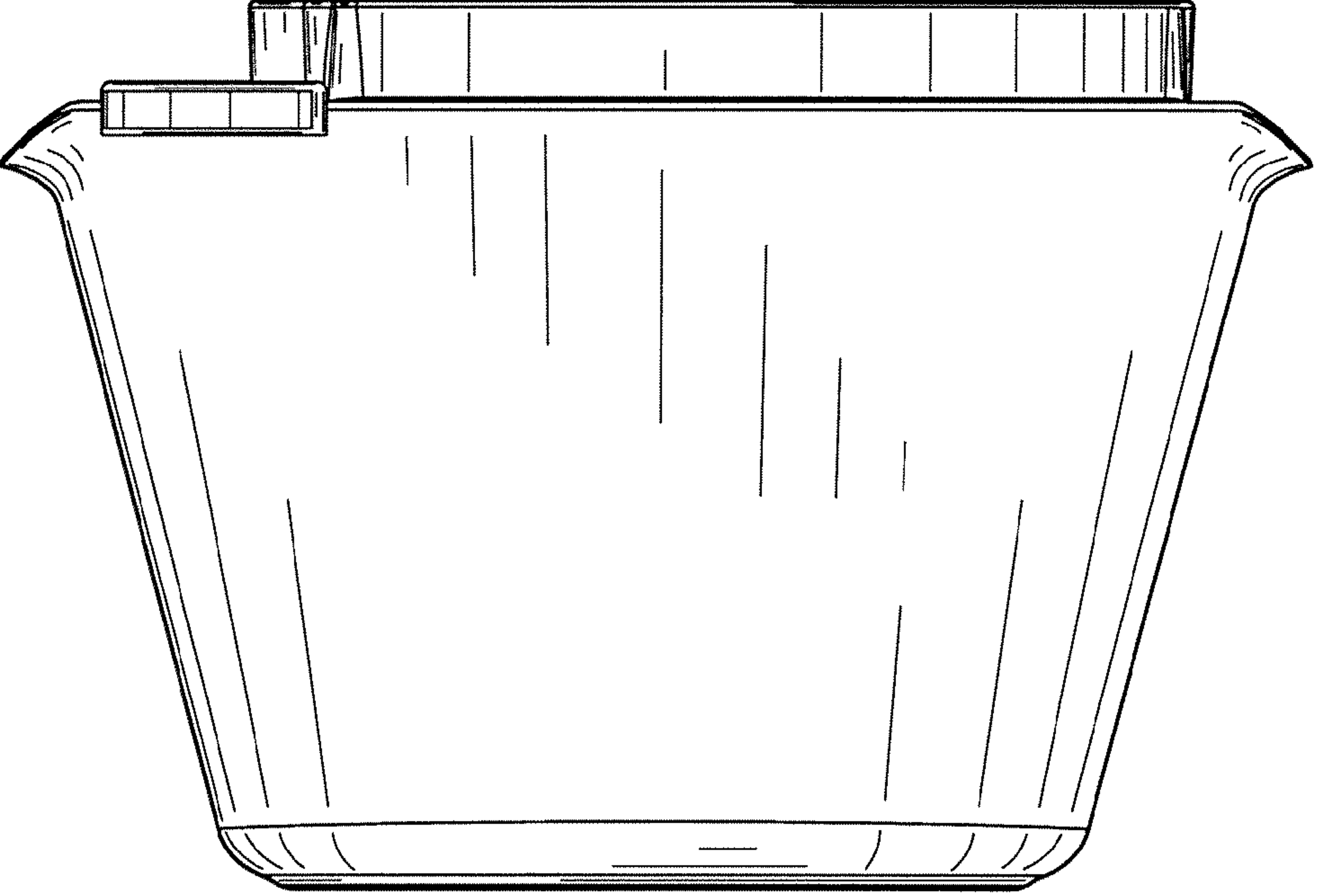


FIG. 4




FIG. 5




FIG. 6

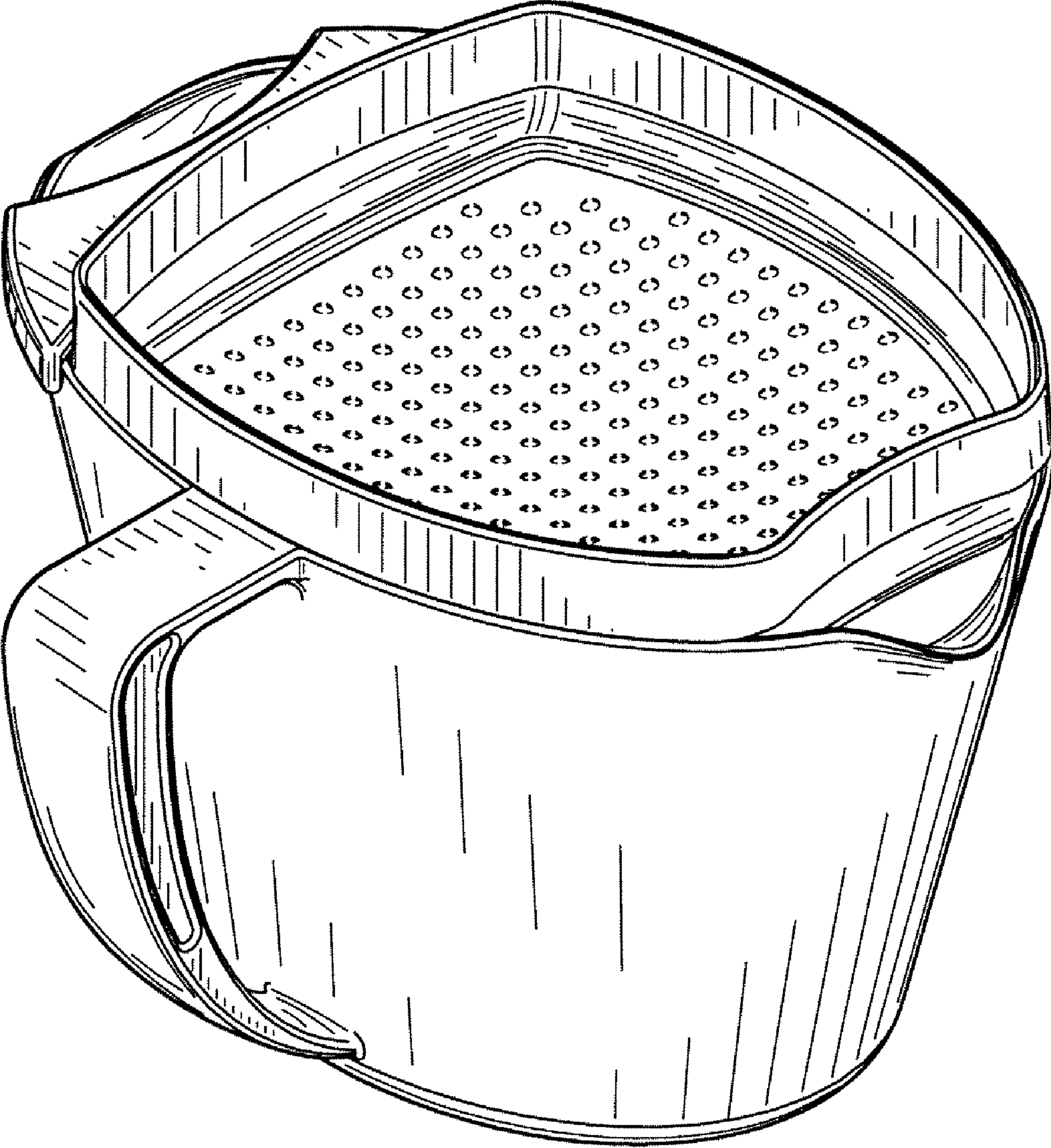


FIG. 7