



US00D579257S

(12) **United States Design Patent**
Bertrand

(10) **Patent No.:** **US D579,257 S**
(45) **Date of Patent:** **** Oct. 28, 2008**

(54) **BLANKET**

(76) Inventor: **Francette Bertrand**, 25 rue de Pont
Neuf, 75001, Paris (FR)

(**) Term: **14 Years**

(21) Appl. No.: **29/287,272**

(22) Filed: **Jul. 18, 2007**

Related U.S. Application Data

(63) Continuation of application No. 29/196,326, filed on
Dec. 29, 2003, now abandoned.

(30) **Foreign Application Priority Data**

Jun. 26, 2003 (EM) 000044805-0011

(51) **LOC (8) Cl.** **06-13**

(52) **U.S. Cl.** **D6/603**

(58) **Field of Classification Search** D6/603,
D6/595, 596, 602, 608; D2/719, 724, 823-826;
5/485, 482, 494, 486, 417-420; 2/88, 84,
2/69.5, 89, 94

See application file for complete search history.

(56) **References Cited**

U.S. PATENT DOCUMENTS

1,340,381	A *	5/1920	Dean	2/114
1,929,263	A *	10/1933	Sork	2/69.5
2,712,133	A *	7/1955	Coleman	2/69
3,034,132	A	5/1962	Landsberger et al.		
3,176,315	A	4/1965	Freund		
3,381,306	A	5/1968	Innes		
3,669,107	A *	6/1972	Posey	128/870
3,919,721	A *	11/1975	Earhart	2/69
3,962,738	A	6/1976	Menditto		
D256,161	S *	7/1980	Oliver	D6/602

4,363,141	A	12/1982	Doster		
4,462,396	A	7/1984	Wichman		
D296,605	S *	7/1988	Asher	D2/825
4,764,985	A *	8/1988	Wade	2/88
4,916,756	A *	4/1990	Barrett	2/69.5
4,932,077	A *	6/1990	Dobbs	2/69.5
4,975,984	A *	12/1990	Sting	2/114
4,993,090	A *	2/1991	Ranalli	5/482
5,283,909	A	2/1994	Hill		
D346,688	S	5/1994	Hill		
5,463,783	A	11/1995	Pope		
5,604,932	A *	2/1997	Lawicki	2/69.5
D384,853	S *	10/1997	Parker et al.	D6/608
5,970,542	A	10/1999	Mays		
D430,079	S	8/2000	Catron-Batts		
6,393,637	B1 *	5/2002	Hoffman	5/413 R
6,643,870	B2	11/2003	Bertrand		
6,948,200	B2	9/2005	Wyman		
6,966,069	B2	11/2005	Booth		
2002/0129445	A1	9/2002	Deering et al.		
2003/0061659	A1 *	4/2003	Dunlap et al.	5/485

* cited by examiner

Primary Examiner—Lucy Lieberman

(74) *Attorney, Agent, or Firm*—Wenderoth, Lind & Ponack,
L.L.P.

(57) **CLAIM**

The ornamental design for a blanket, as shown and described.

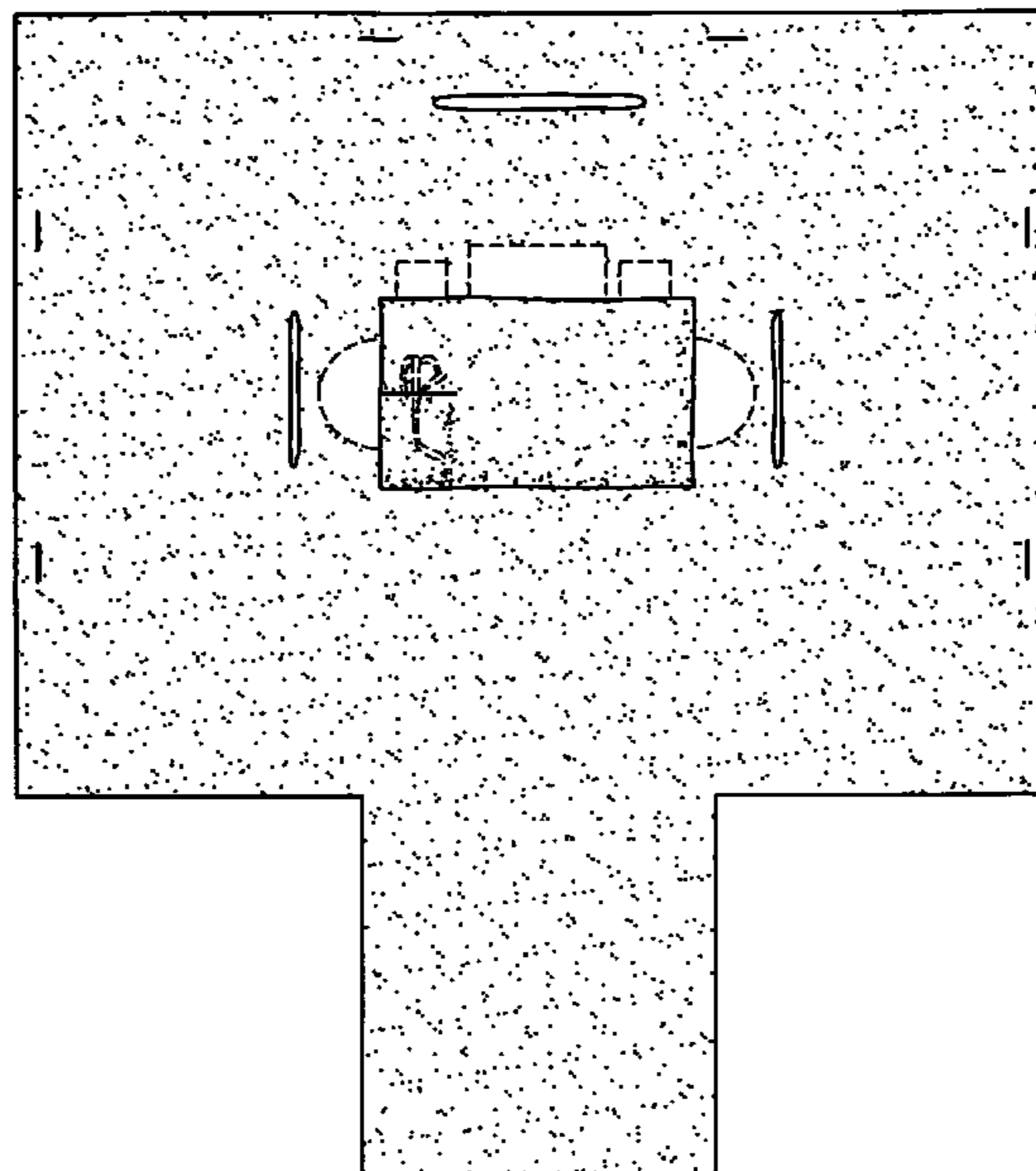
DESCRIPTION

FIG. 1 is a top plan view of a blanket according to my new design; and,

FIG. 2 is a bottom plan view thereof.

The broken lines shown in the drawings are for illustrative purposes only and form no part of the claimed design.

1 Claim, 2 Drawing Sheets



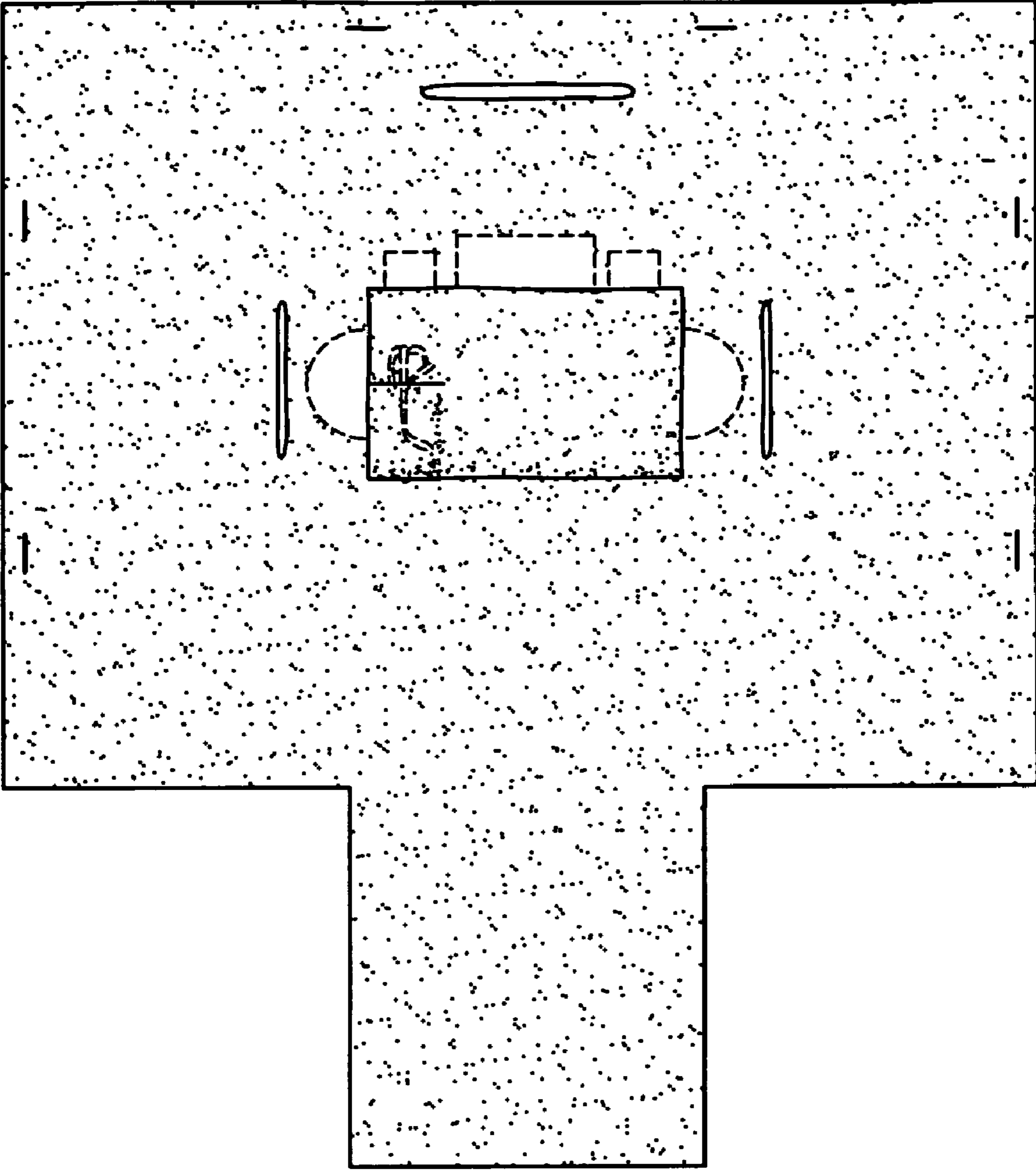


FIG. 1

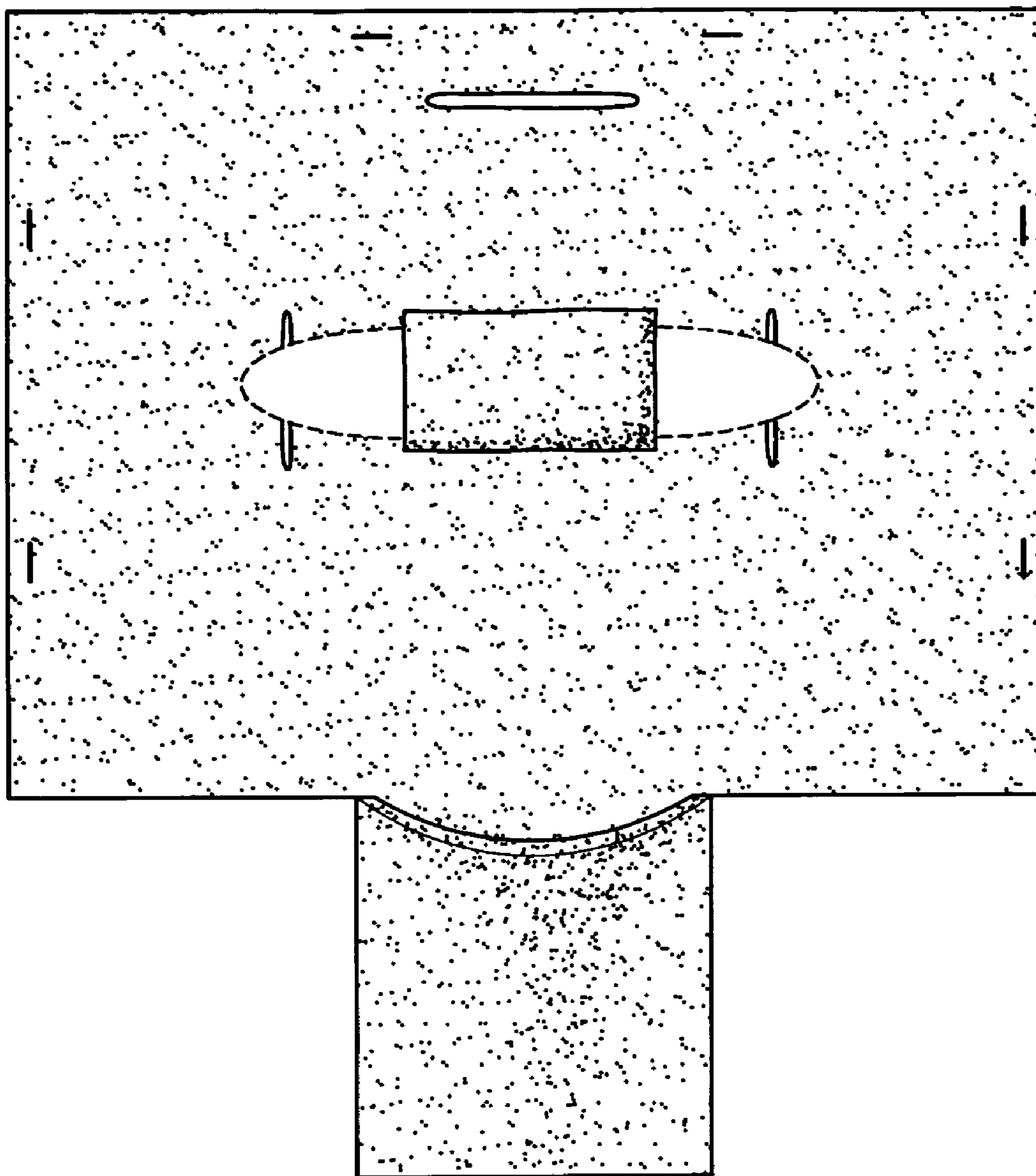


FIG. 2