



US00D579256S

(12) **United States Design Patent**
Alfieri et al.

(10) **Patent No.:** **US D579,256 S**

(45) **Date of Patent:** **** Oct. 28, 2008**

(54) **ARM SUPPORTED FEEDING PILLOW**

D471,751 S * 3/2003 Chihlas D6/601
D476,517 S * 7/2003 Davis D6/601

(76) Inventors: **Lisa Alfieri**, 8249 Heritage Club Dr.,
West Palm Beach, FL (US) 33412;
David Alfieri, 8249 Heritage Club Dr.,
West Palm Beach, FL (US) 33412

* cited by examiner

Primary Examiner—Janice E. Seeger
Assistant Examiner—Mary Ann Calabrese
(74) *Attorney, Agent, or Firm*—McHale & Slavin, P.A.

(**) Term: **14 Years**

(57) **CLAIM**

(21) Appl. No.: **29/281,315**

The ornamental design for an arm supported feeding pillow,
as shown and described.

(22) Filed: **Jun. 20, 2007**

(51) **LOC (8) Cl.** **06-09**

(52) **U.S. Cl.** **D6/601**

(58) **Field of Classification Search** D6/595–597,
D6/601, 604, 606; 5/630, 632, 636, 645,
5/646, 652, 655, 655.3–655.5; D2/610; D21/803,
D21/804; D24/183; 2/16; 15/104.94, 220.1;
248/118, 118.5; 441/30

See application file for complete search history.

DESCRIPTION

FIG. 1 is a top perspective view of the arm supported feeding
pillow showing my new design, in use secured to the arm of a
user;

FIG. 2 is a bottom perspective view thereof;

FIG. 3 is a bottom plan view thereof;

FIG. 4 is a top plan view thereof;

FIG. 5 is a left side view thereof;

FIG. 6 is right side view thereof;

FIG. 7 is a front end view thereof; and,

FIG. 8 is a rear end view thereof.

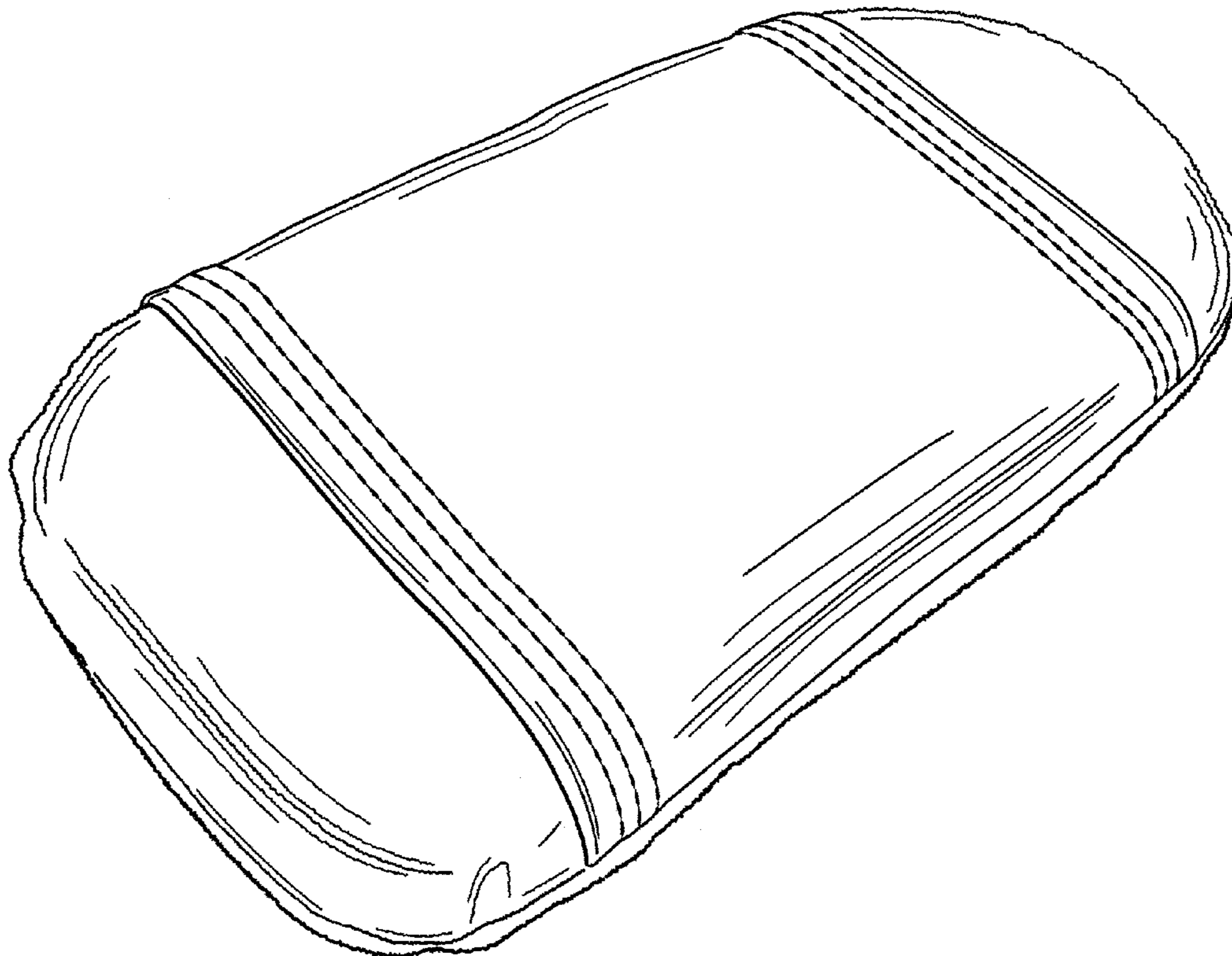
In the drawings, the broken lines represent environmental
structure forming no part of the claimed design.

(56) **References Cited**

U.S. PATENT DOCUMENTS

789,421 A * 5/1905 Grether 15/220.1
2,121,701 A * 6/1938 Landers 15/104.94
D163,709 S * 6/1951 Ray D6/604
3,811,144 A * 5/1974 Yamanka 441/30
D315,845 S * 4/1991 Lafley D6/601
5,335,888 A * 8/1994 Thomsen 248/118.5

1 Claim, 6 Drawing Sheets



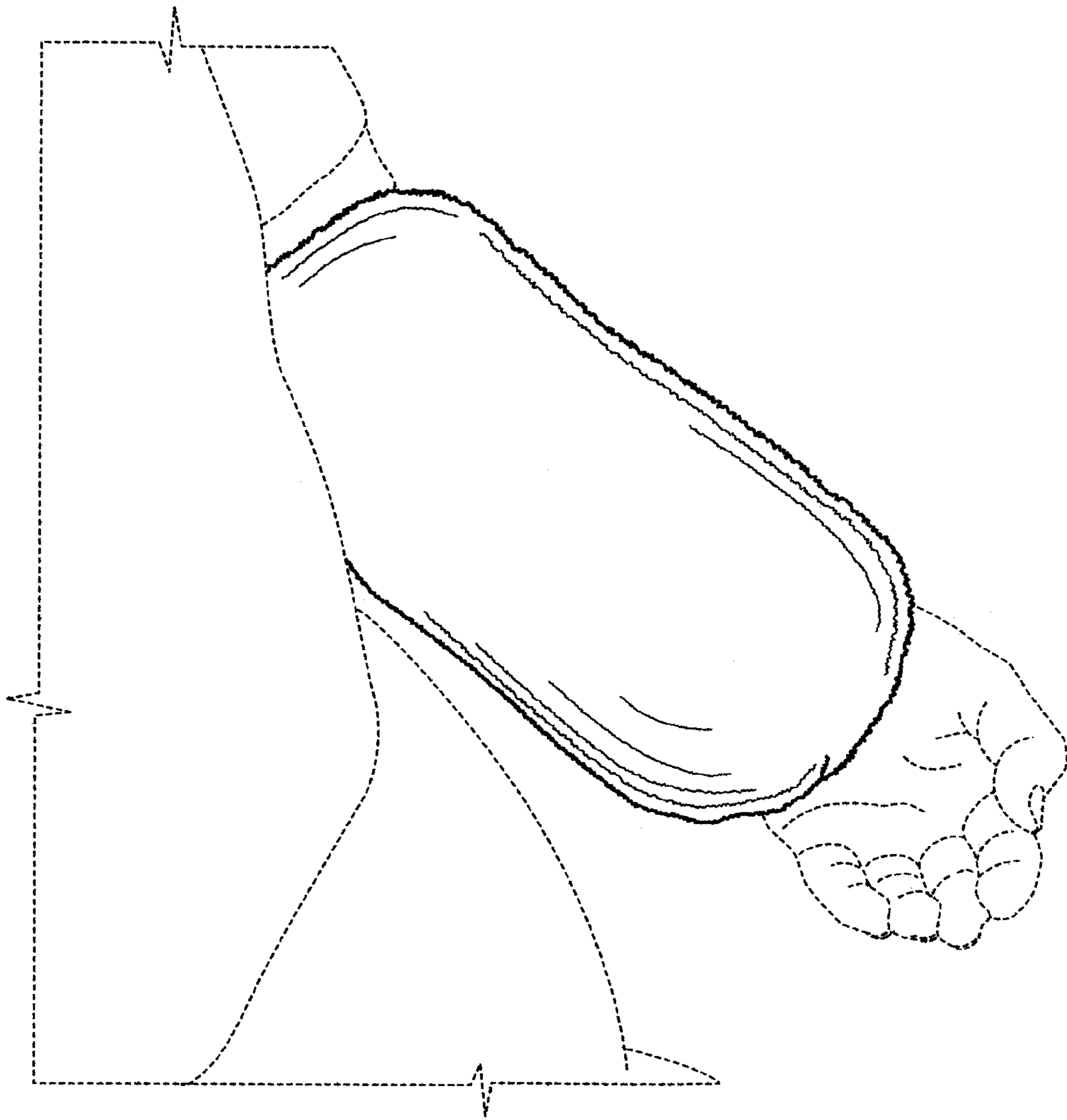


FIG. 1

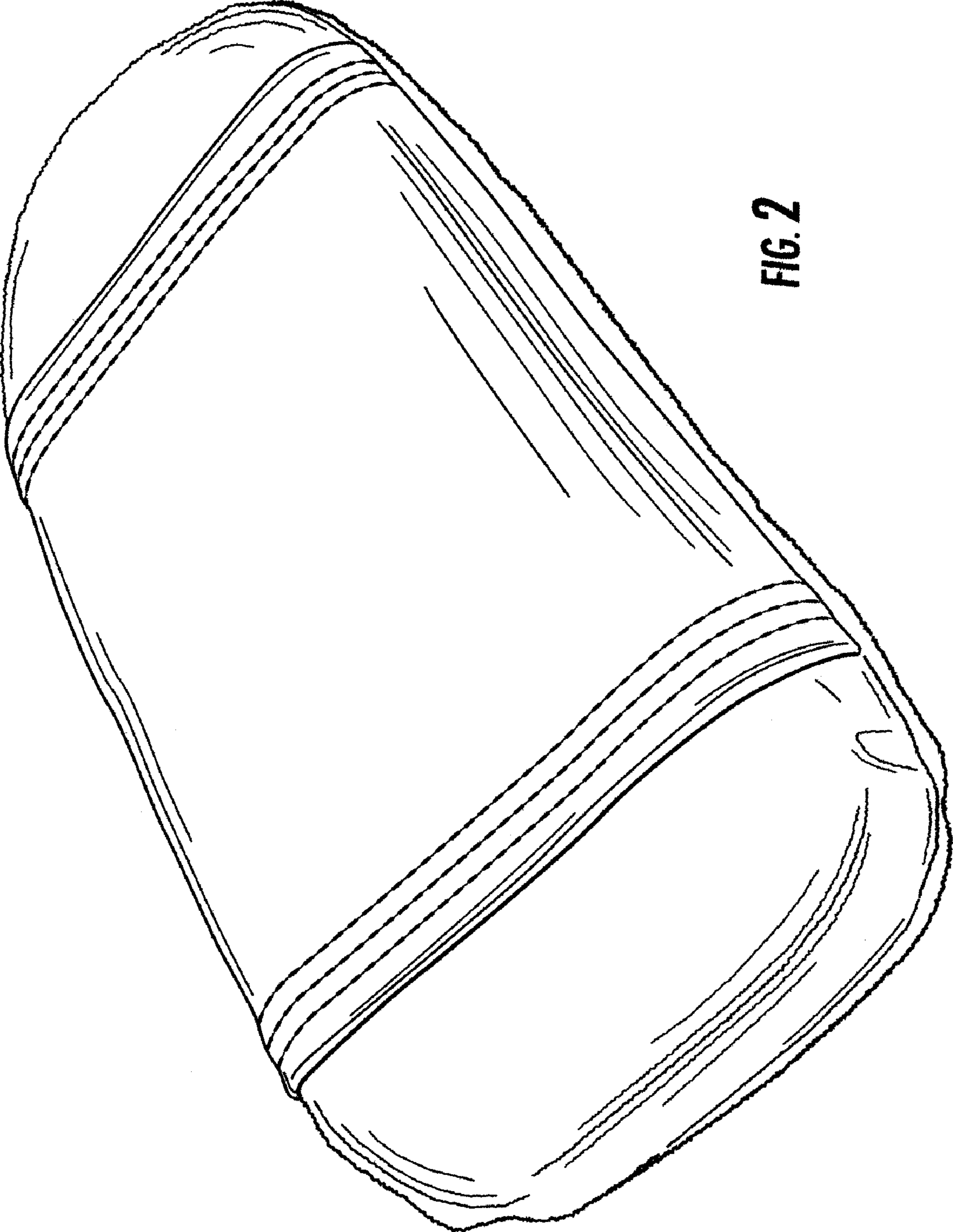


FIG. 2




FIG. 3




FIG. 4




FIG. 5




FIG. 6



FIG. 7



FIG. 8