



US00D579252S

(12) **United States Design Patent**
Savoie

(10) **Patent No.:** **US D579,252 S**
(45) **Date of Patent:** **** Oct. 28, 2008**

(54) **RACK FOR HOCKEY STICKS**

Primary Examiner—Brian N Vinson

(76) Inventor: **Mike Savoie**, 295 Elite Court, Oshawa,
Ontario (CA)

(57) **CLAIM**

The ornamental design for a rack for hockey sticks, as shown
and described.

(**) Term: **14 Years**

(21) Appl. No.: **29/300,416**

DESCRIPTION

(22) Filed: **Mar. 25, 2008**

(51) **LOC (8) Cl.** **08-08**

(52) **U.S. Cl.** **D6/552**

(58) **Field of Classification Search** D6/552,
D6/329, 455, 466, 467; 211/13.1, 14, 49.1,
211/59.2, 70.2, 64, 85.7, 163; 206/315.1,
206/315.2; 248/309.1, 314

FIG. 1 is a perspective view of the rack for hockey sticks from
the front;

FIG. 2 is a plan view of the rack for hockey sticks from above;

FIG. 3 is a plan view of the rack for hockey sticks from below;

FIG. 4 is an elevation view of the rack for hockey sticks from
the front;

See application file for complete search history.

FIG. 5 is an elevation view of the rack for hockey sticks from
the rear;

(56) **References Cited**

U.S. PATENT DOCUMENTS

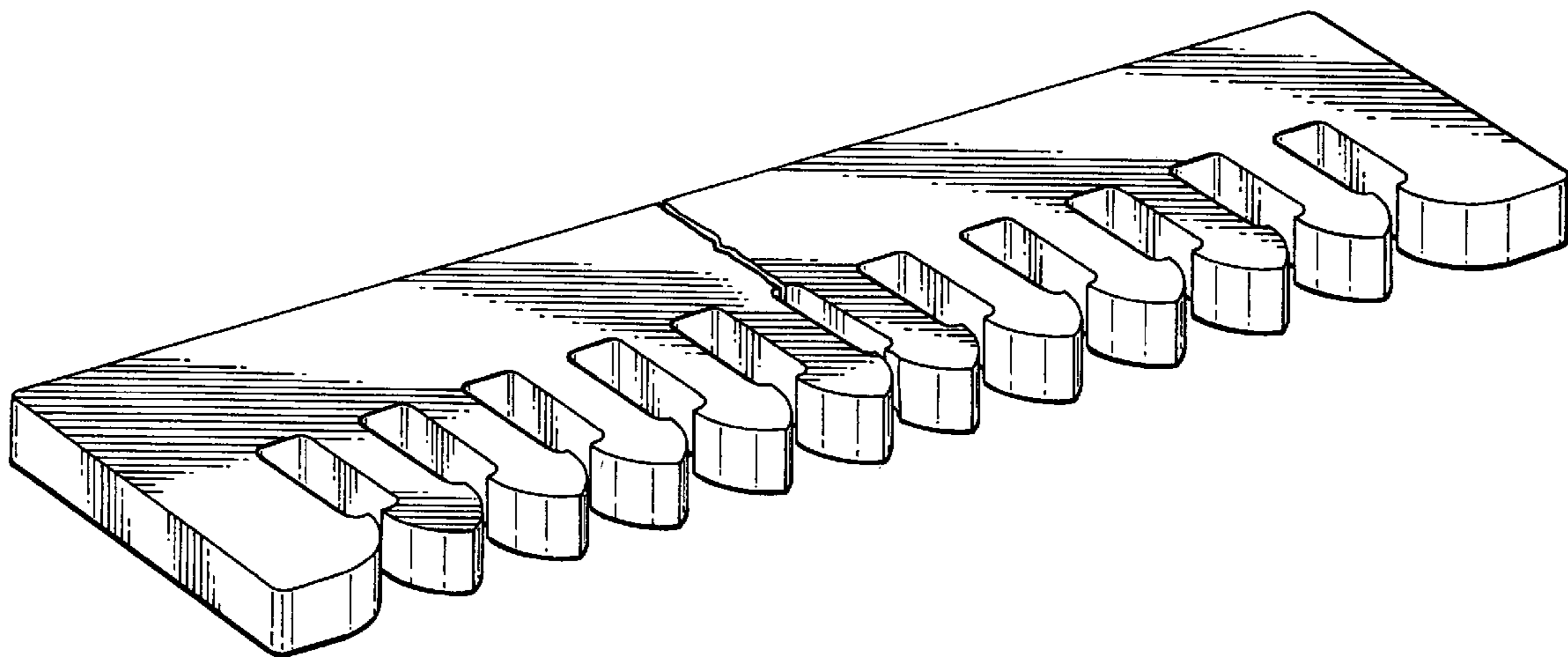
- D530,960 S * 10/2006 Osiecki et al. D6/552
- D557,541 S * 12/2007 Corbell D6/552
- D559,604 S * 1/2008 DeSena D6/552

FIG. 6 is an elevation view of the rack for hockey sticks from
one side; and,

FIG. 7 is an elevation view of the rack for hockey sticks from
the other side.

* cited by examiner

1 Claim, 3 Drawing Sheets



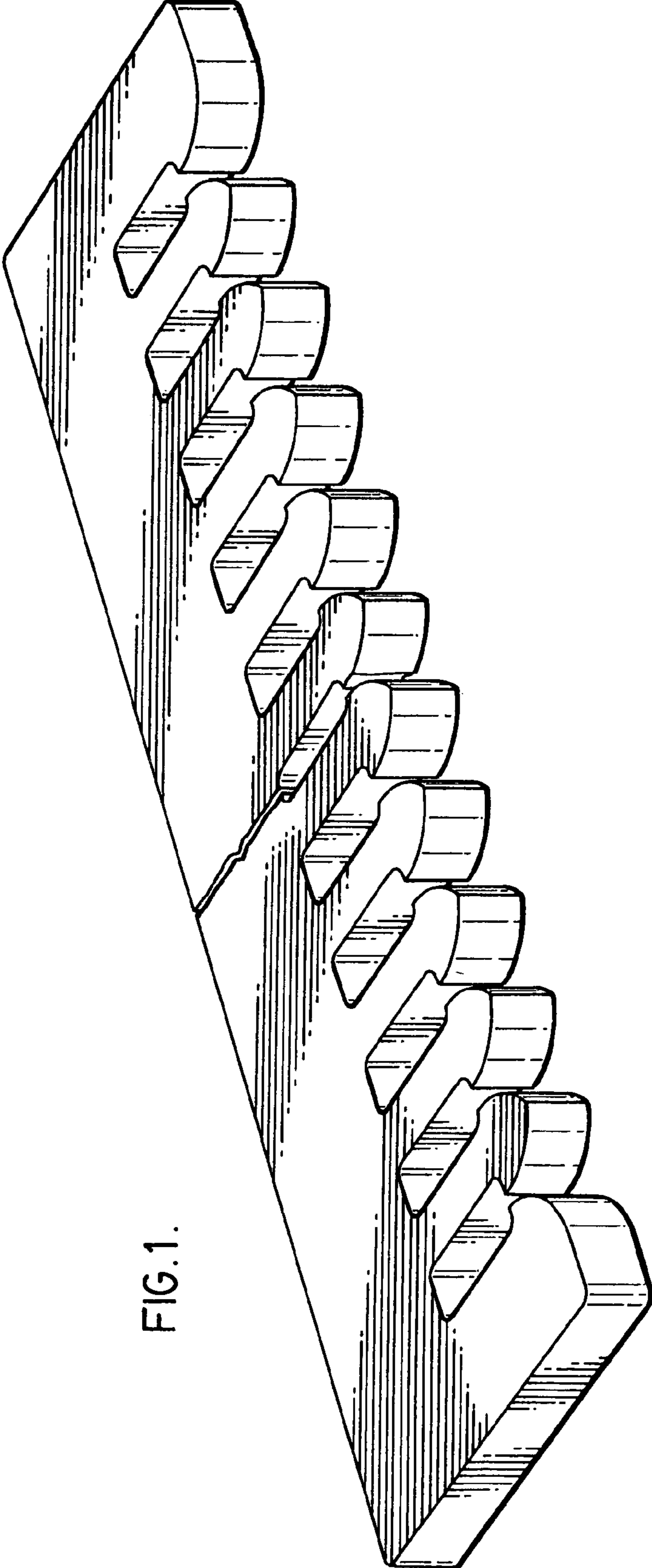


FIG. 1.

FIG. 2.

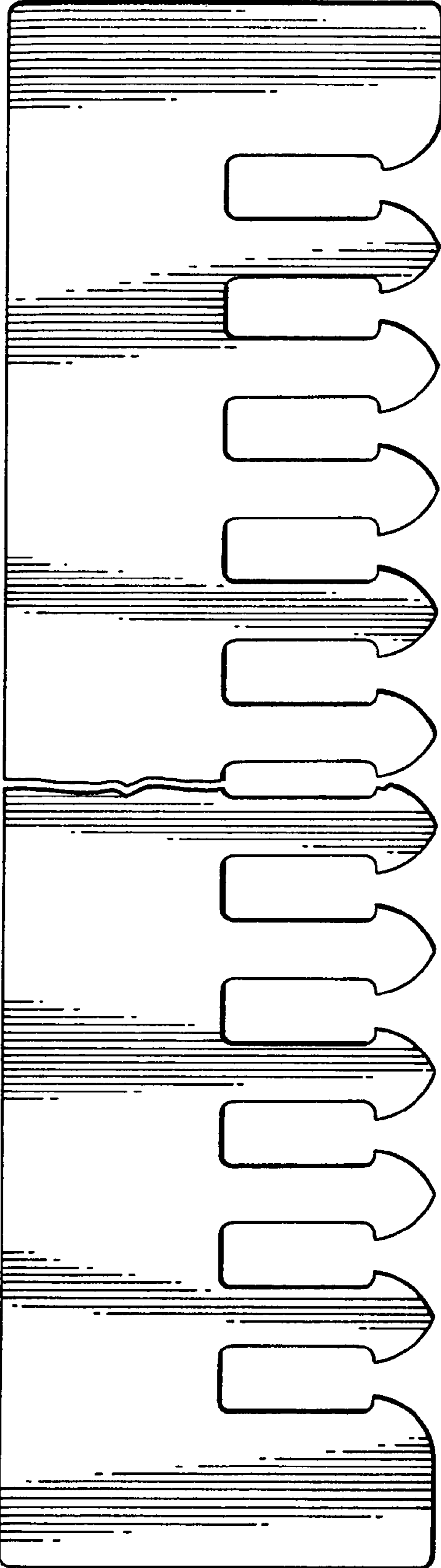
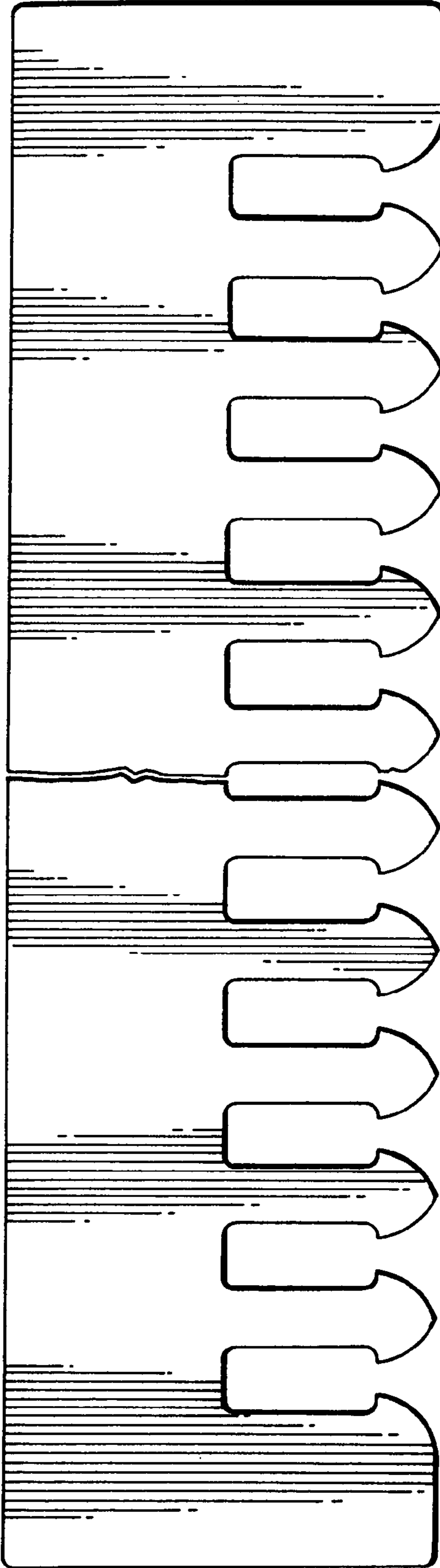


FIG. 3.



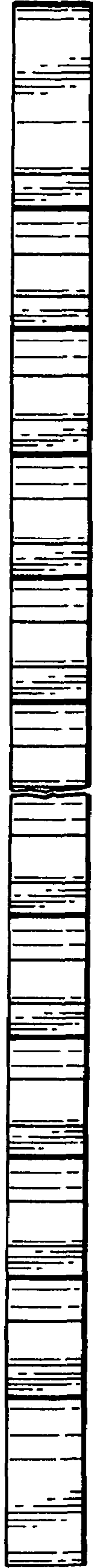


FIG. 4.



FIG. 5.



FIG. 6.

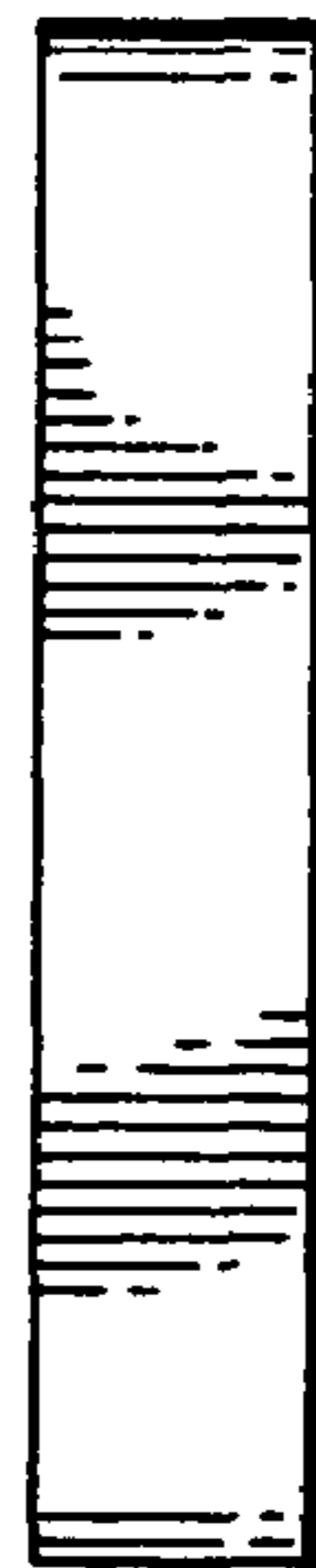


FIG. 7.