



US00D579246S

(12) **United States Design Patent**  
**Snider**

(10) **Patent No.:** **US D579,246 S**

(45) **Date of Patent:** **\*\* Oct. 28, 2008**

(54) **UNDER-SINK PULL-OUT ORGANIZER**

(75) Inventor: **Martin Snider**, New City, NY (US)

(73) Assignee: **MSA Products, Inc.**, Nyack, NY (US)

(\*\*) Term: **14 Years**

(21) Appl. No.: **29/303,231**

(22) Filed: **Feb. 4, 2008**

(51) **LOC (8) Cl.** ..... **06-06**

(52) **U.S. Cl.** ..... **D6/510**

(58) **Field of Classification Search** ..... D3/304,  
D3/306, 313–314; D6/411, 510, 566; D7/637–641,  
D7/550.1, 553.1, 553.2; D19/75, 77–78;  
29/413; 108/59, 91–94; 211/70, 78, 107,  
211/131.1–131.2, 181.1, 182; 220/485, 491,  
220/493, 574–575; 280/47.35; 312/348.3  
See application file for complete search history.

(56) **References Cited**

**U.S. PATENT DOCUMENTS**

D301,590	S	*	6/1989	Foran et al.	.....	D19/77
5,242,223	A	*	9/1993	Koves	.....	312/348.3
6,129,433	A	*	10/2000	Rosenberg et al.	.....	312/348.3
D433,711	S	*	11/2000	Andujar	.....	D19/78
D434,074	S	*	11/2000	Hardy	.....	D19/75
D450,453	S	*	11/2001	Andujar	.....	D3/306
6,493,917	B1	*	12/2002	Sunka	.....	29/413
D472,711	S	*	4/2003	Chen	.....	D3/313
7,066,563	B2	*	6/2006	Berger	.....	312/348.3

2005/0067928 A1\* 3/2005 Berger et al. .... 312/348.3

\* cited by examiner

*Primary Examiner*—Caron D. Veynar

*Assistant Examiner*—Ricky Pham

(74) *Attorney, Agent, or Firm*—Gerald E. Hespos; Anthony J. Casella

(57) **CLAIM**

The ornamental design for an under-sink pull-out organizer, as shown and described.

**DESCRIPTION**

FIG. 1 is a perspective view of an under-sink pull-out organizer with a modular shelf of the organizer mounted at a left position on a pull-out drawer of the organizer;

FIG. 2 is a front elevational view of the under-sink pull-out organizer of FIG. 1;

FIG. 3 is a top plan view thereof;

FIG. 4 is a rear elevational view thereof;

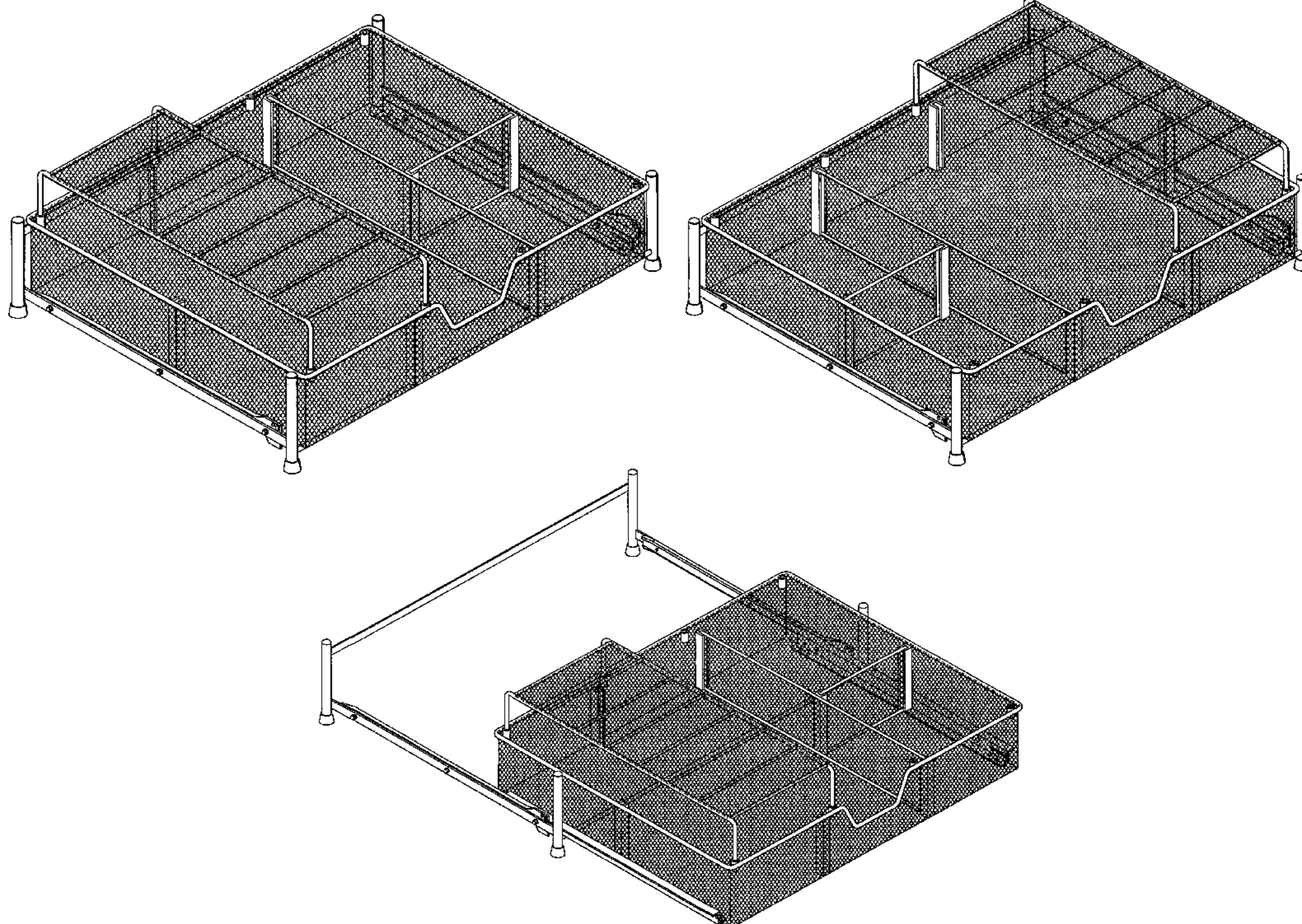
FIG. 5 is a left-side elevational view of the under-sink pull-out organizer, with the right-side elevational view being a substantial mirror image thereof;

FIG. 6 is a bottom plan view thereof;

FIG. 7 is a perspective view of the under-sink pull-out organizer with the modular shelf mounted at a right position on the pull-out drawer; and,

FIG. 8 is a perspective view of the under-sink pull-out organizer of FIG. 1 with the drawer in a pulled-out position.

**1 Claim, 8 Drawing Sheets**



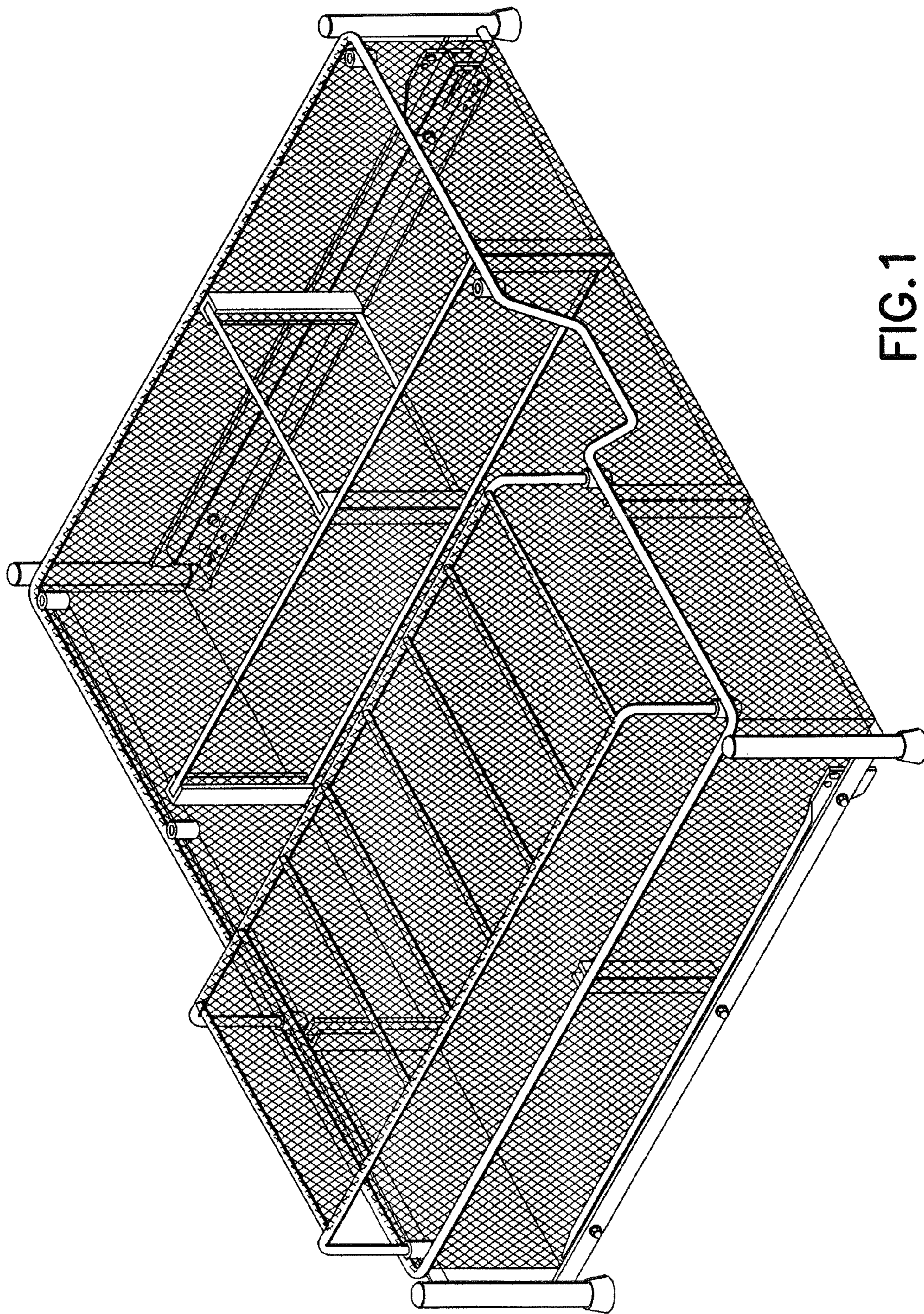


FIG.1

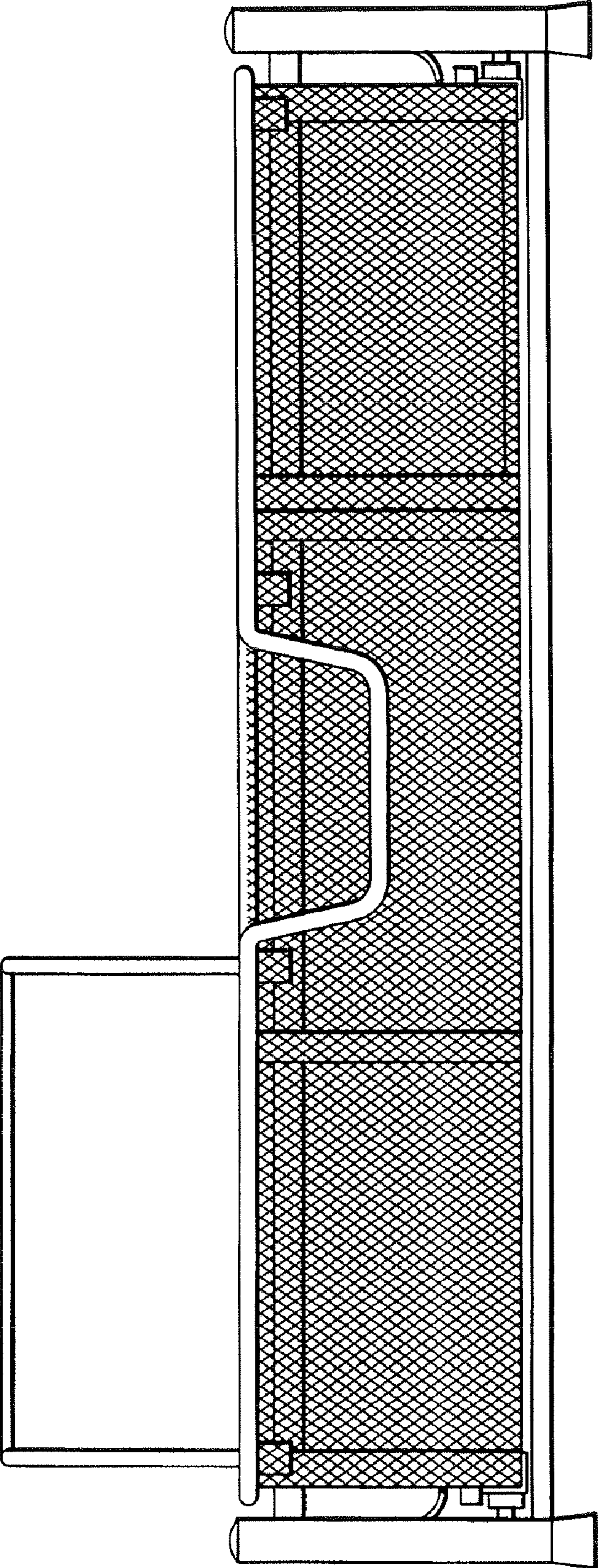



FIG.2

FIG. 3



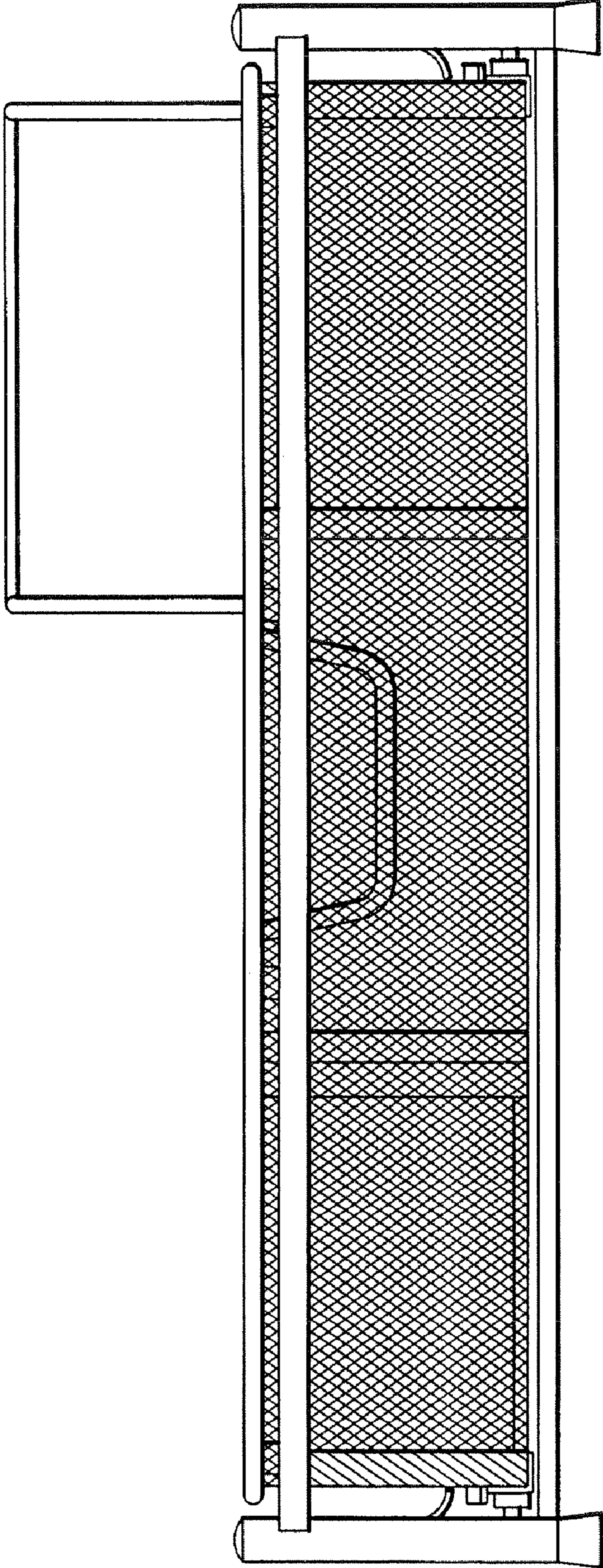


FIG.4

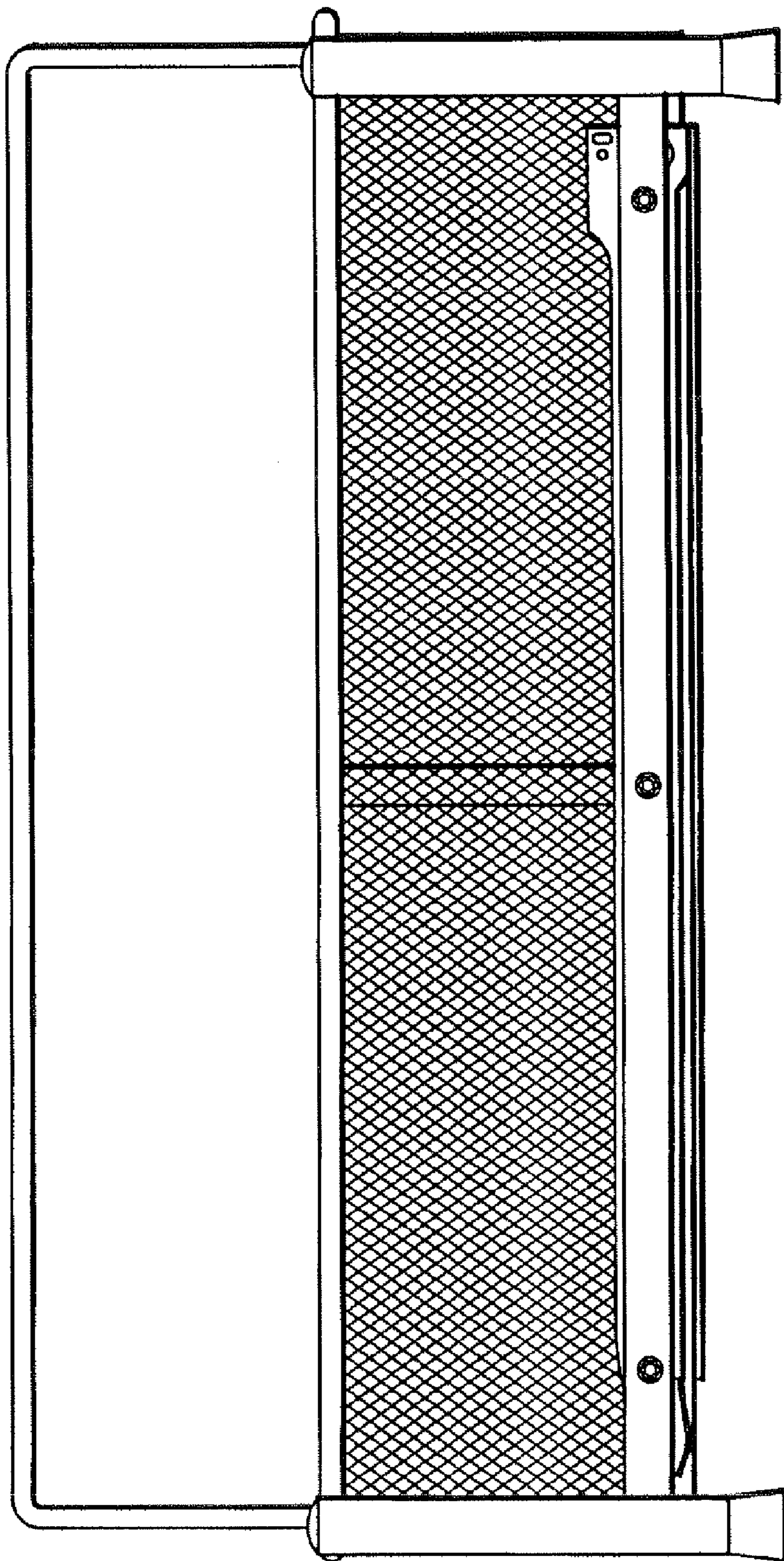



FIG. 5

FIG. 6



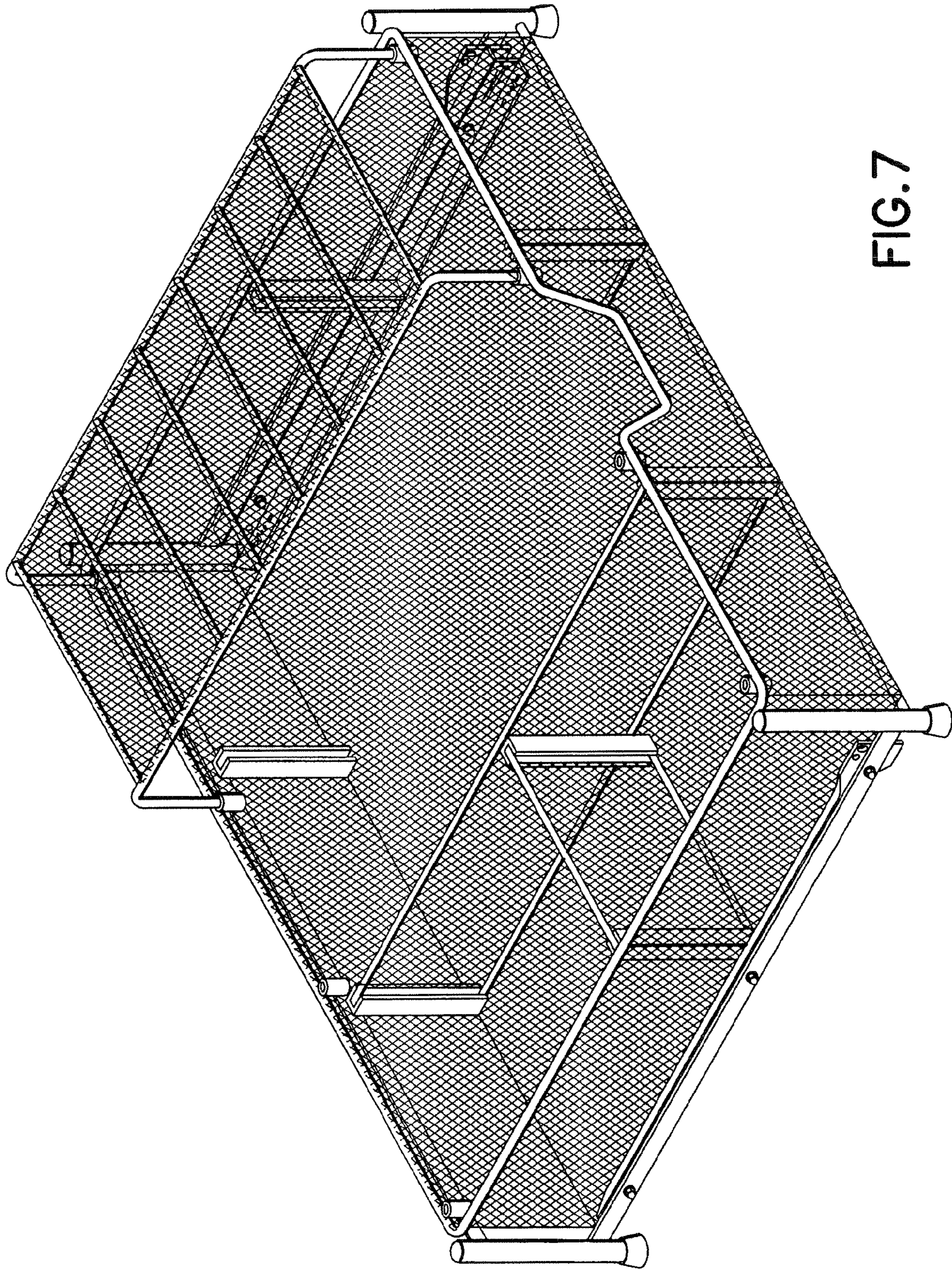


FIG. 7



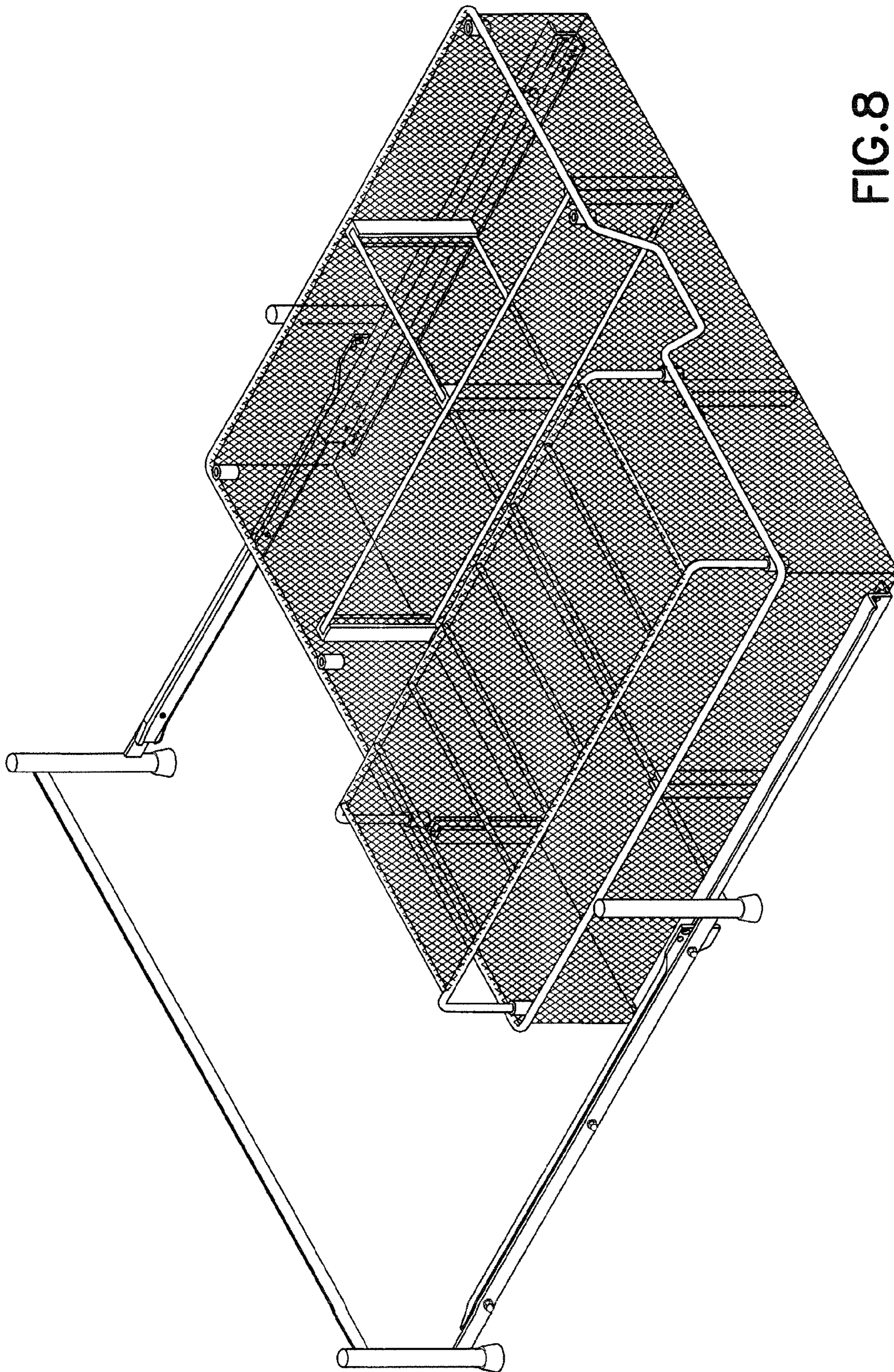


FIG. 8