



US00D579245S

(12) **United States Design Patent**
Daino et al.

(10) **Patent No.:** **US D579,245 S**
(45) **Date of Patent:** **** Oct. 28, 2008**

(54) **DRAWER**
(75) Inventors: **Franco Fabio Daino**, Muskego, WI
(US); **Richard J. Kolaczewski**, Gurnee,
IL (US)
(73) Assignee: **Waterloo Industries, Inc.**, Waterloo, IA
(US)
(**) Term: **14 Years**

D341,253 S 11/1993 Ballman et al.
5,332,305 A 7/1994 Slivon et al.
5,443,311 A 8/1995 Kadlecsek et al.
D361,910 S 9/1995 Maple et al.
D370,342 S 6/1996 Gwyther
D370,572 S 6/1996 Lin
D372,378 S 8/1996 Kruger
5,607,214 A 3/1997 Pierce et al.
D381,166 S 7/1997 Bonazza
D385,722 S 11/1997 Yemini

(21) Appl. No.: **29/295,476**
(22) Filed: **Sep. 28, 2007**

(Continued)

Primary Examiner—Caron D. Veynar
Assistant Examiner—Ricky Pham
(74) *Attorney, Agent, or Firm*—Calfee, Halter & Griswold
LLP

(51) **LOC (8) Cl.** **06-06**
(52) **U.S. Cl.** **D6/510**
(58) **Field of Classification Search** D3/319;
D6/336, 432, 436, 441, 445–446, 448, 509–511;
D8/300; D34/27; D32/25; 312/108, 109,
312/199, 204, 257.1, 297, 330.1, 348.4
See application file for complete search history.

(57) **CLAIM**

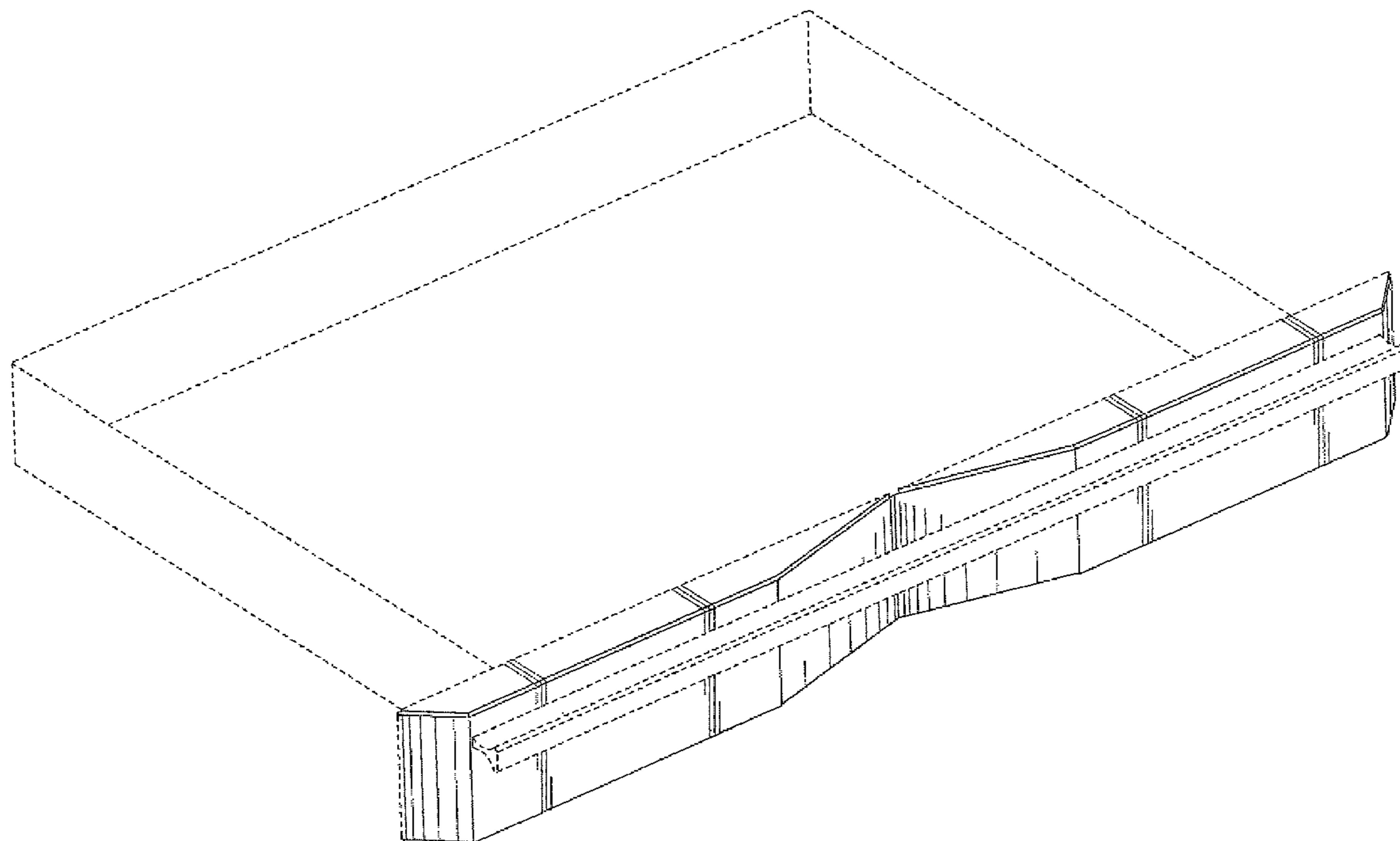
We claim the ornamental design for a drawer, as shown and described.

DESCRIPTION

FIG. 1 is a perspective view of a drawer according to our new design;
FIG. 2 is a front elevation view of the drawer of FIG. 1;
FIG. 3 is a rear view of the drawer of FIG. 1;
FIG. 4 is a right side view of the drawer of FIG. 1;
FIG. 5 is a left side view of the drawer of FIG. 1;
FIG. 6 is a top view of the drawer of FIG. 1; and,
FIG. 7 is a bottom view of the drawer of FIG. 1.

(56) **References Cited**
U.S. PATENT DOCUMENTS
D205,522 S 8/1966 Doman
D218,080 S 7/1970 Sierzega
D224,492 S * 8/1972 Inhelder D6/446
4,120,549 A 10/1978 Bureau
D278,664 S * 5/1985 Ferdinand et al. D6/510
D288,639 S * 3/1987 Johansson D6/448
4,732,430 A * 3/1988 Byrns 312/330.1
D326,381 S * 5/1992 Heiligenthal et al. D6/510
D327,967 S 7/1992 Hikawa
D335,409 S * 5/1993 Kellems D6/510

1 Claim, 5 Drawing Sheets



US D579,245 S

Page 2

U.S. PATENT DOCUMENTS

D386,626 S	11/1997	Yemini	
5,720,535 A	2/1998	Mehman	
D393,541 S	4/1998	Calmeise	
D403,570 S *	1/1999	Relyea et al.	D8/300
5,857,757 A	1/1999	Bieker et al.	
D404,945 S *	2/1999	Simpkins et al.	D6/510
D417,806 S *	12/1999	Zaidman	D6/510
D423,818 S	5/2000	Holcomb et al.	
D427,807 S	7/2000	Holcomb et al.	
6,109,709 A	8/2000	Holcomb et al.	
D430,426 S	9/2000	Bieker et al.	
6,176,559 B1	1/2001	Tiramani et al.	
D448,168 S	9/2001	Johnston	
D449,181 S	10/2001	Story et al.	
D453,074 S	1/2002	Johnston	
6,347,847 B1	2/2002	Tiramani et al.	
D455,902 S	4/2002	Wolf	
D457,704 S	5/2002	Fiscus et al.	
D470,687 S	2/2003	Binse et al.	
D474,632 S *	5/2003	Flowers et al.	D6/511
D477,479 S *	7/2003	Henderson et al.	D6/510
D481,847 S *	11/2003	Van Landingham, Jr.	D34/27
D482,173 S *	11/2003	Van Landingham, Jr.	D34/27
D504,258 S *	4/2005	Grossman et al.	D6/510
D504,260 S *	4/2005	Arceta	D6/510
D505,237 S	5/2005	Schmidt et al.	
D506,090 S	6/2005	Ben-Or	
D513,141 S *	12/2005	Mehmen et al.	D6/510
D514,854 S	2/2006	Schmidt et al.	
D517,805 S	3/2006	Hosking	
D520,784 S	5/2006	Schmidt et al.	
D523,667 S *	6/2006	Bisson	D6/510
D526,782 S	8/2006	Hosking	
D529,254 S *	9/2006	Huguet	D34/27
D540,999 S *	4/2007	Huguet	D34/27
D543,001 S *	5/2007	Huguet	D34/27
D547,160 S	7/2007	Hand	
D554,370 S	11/2007	Hand	
D554,864 S	11/2007	Hand	
D563,103 S	3/2008	Hand	
D565,874 S *	4/2008	Oura et al.	D6/510
D569,065 S *	5/2008	Ritterling	D32/25
2002/0030425 A1	3/2002	Tiramani et al.	
2002/0074905 A1	6/2002	Tiramani et al.	

* cited by examiner

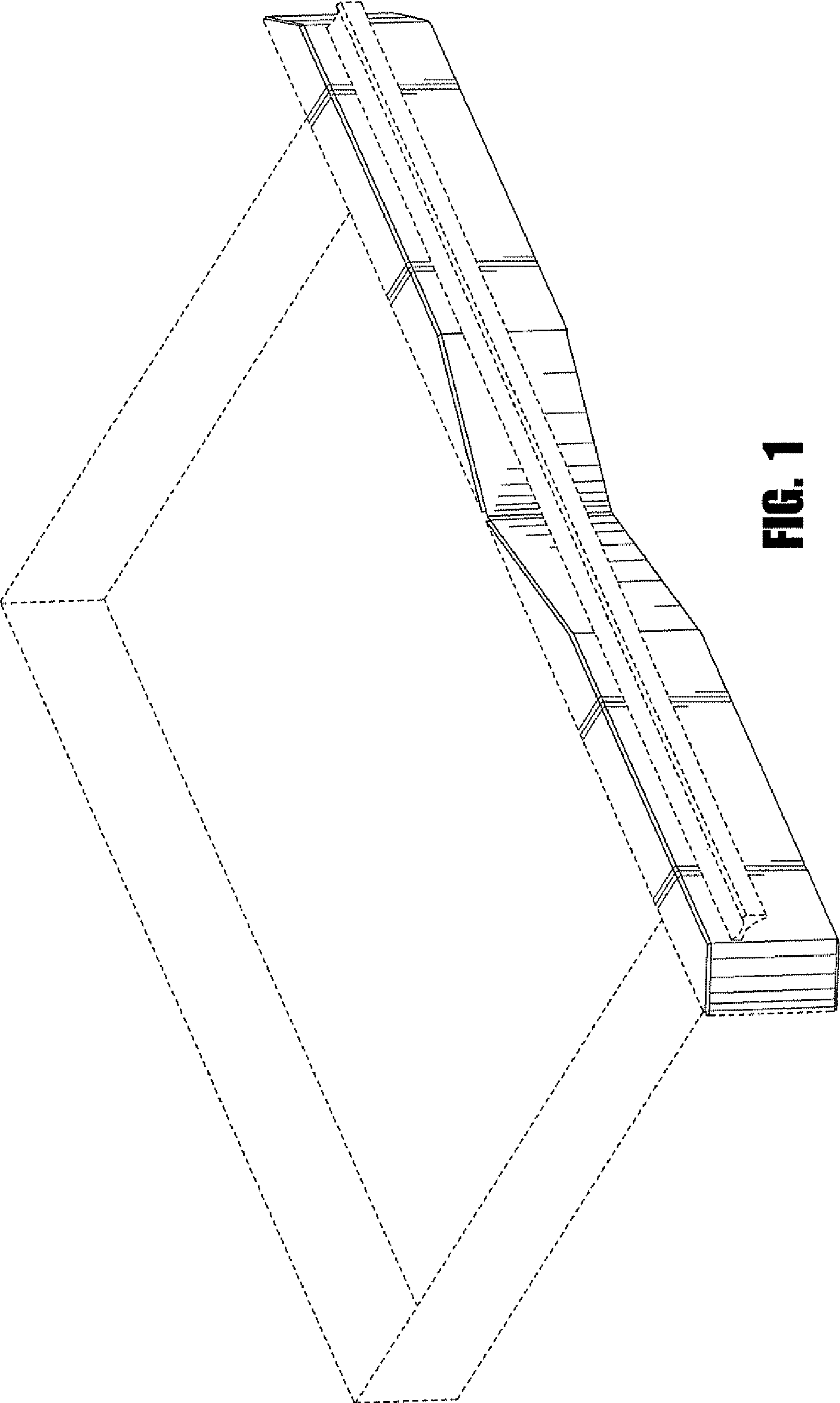


FIG. 1

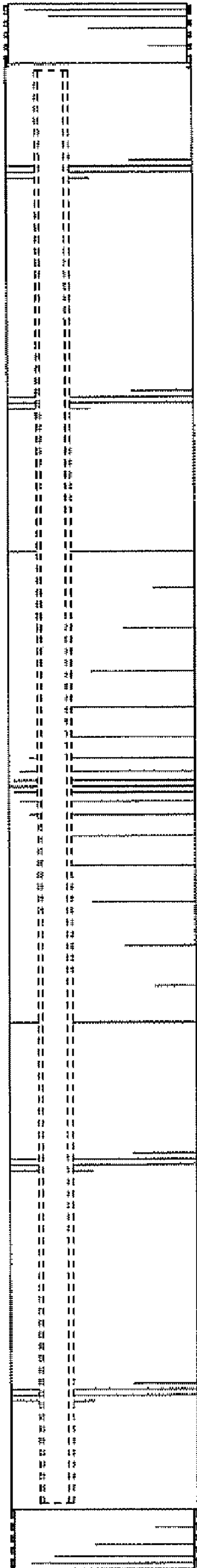


FIG. 2



FIG. 3




FIG. 4




FIG. 5




FIG. 6




FIG. 7