



US00D579241S

(12) **United States Design Patent**
Breen

(10) **Patent No.:** **US D579,241 S**
(45) **Date of Patent:** **** Oct. 28, 2008**

(54) **CHAIR MECHANISM**

(75) Inventor: **William R. Breen**, Mississauga (CA)
(73) Assignee: **Nightingale Corp.**, Mississauga, Ontario (CA)
(**) Term: **14 Years**
(21) Appl. No.: **29/300,561**
(22) Filed: **Apr. 9, 2008**

(51) **LOC (8) Cl.** **06-01**
(52) **U.S. Cl.** **D6/500**
(58) **Field of Classification Search** D6/334-336,
D6/364, 365, 366, 367, 491, 495, 500-502;
297/300.1, 300.2, 300.5, 300.8, 301.1, 301.2,
297/301.3, 301.4, 301.7, 303.3, 303.4, 303.5,
297/344.18, 344.21, 344.22, 463.1; 248/161,
248/578

See application file for complete search history.

(56) **References Cited**

U.S. PATENT DOCUMENTS

D285,633 S * 9/1986 Doerner D6/500
D289,591 S * 5/1987 Groseth D6/500
D290,073 S * 6/1987 Doerner D6/500
D292,459 S * 10/1987 Doerner D6/500
D378,170 S * 2/1997 Beaulieu D6/366
5,649,741 A 7/1997 Beggs
D383,323 S * 9/1997 Dammermann et al. D6/366
D390,712 S * 2/1998 Koepke et al. D6/366
5,944,387 A 8/1999 Stumpf
5,997,087 A 12/1999 Stumpf
6,045,187 A 4/2000 Stumpf
D432,338 S 10/2000 Matern
D446,977 S 8/2001 Patton
D446,978 S 8/2001 Patton
D447,652 S 9/2001 Beggs
6,290,296 B1 9/2001 Beggs
6,378,943 B1 4/2002 Beggs
D461,074 S 8/2002 Matern
D461,346 S 8/2002 Matern
D473,737 S * 4/2003 Klaesener et al. D6/500

6,619,740 B2 * 9/2003 Beggs 297/300.1
D481,548 S * 11/2003 Piretti D6/366
D541,061 S * 4/2007 Benden et al. D6/366
D543,717 S * 6/2007 Chen D6/366
D545,076 S * 6/2007 Dallmann et al. D6/366
D546,086 S * 7/2007 Chen D6/366
D550,976 S * 9/2007 Bellini et al. D6/366
D557,918 S * 12/2007 Nakamura et al. D6/366
D557,946 S * 12/2007 Matern et al. D6/500
D559,571 S * 1/2008 Meda D6/366
2002/0163242 A1 11/2002 Beggs
2003/0034681 A1 * 2/2003 Stumpf et al. 297/300.2

OTHER PUBLICATIONS

Nightingale Corporation "Confessions of Comfort", brochure, 2005, pp. 1, 4, 5 and back page.

Nightingale Corporation "CXO Extreme Comfort" brochure, complete copy of front, 2 inside pages and back page, published in 2002.

* cited by examiner

Primary Examiner—Mimosa De

(57) **CLAIM**

The ornamental design for a chair mechanism, as shown and described.

DESCRIPTION

FIG. 1 is a front view and showing one representation of the design in its environment;

FIG. 2 is a front view of the representation of the design shown in FIG. 1;

FIG. 3 is a right side view of the representation of the design shown in FIG. 1;

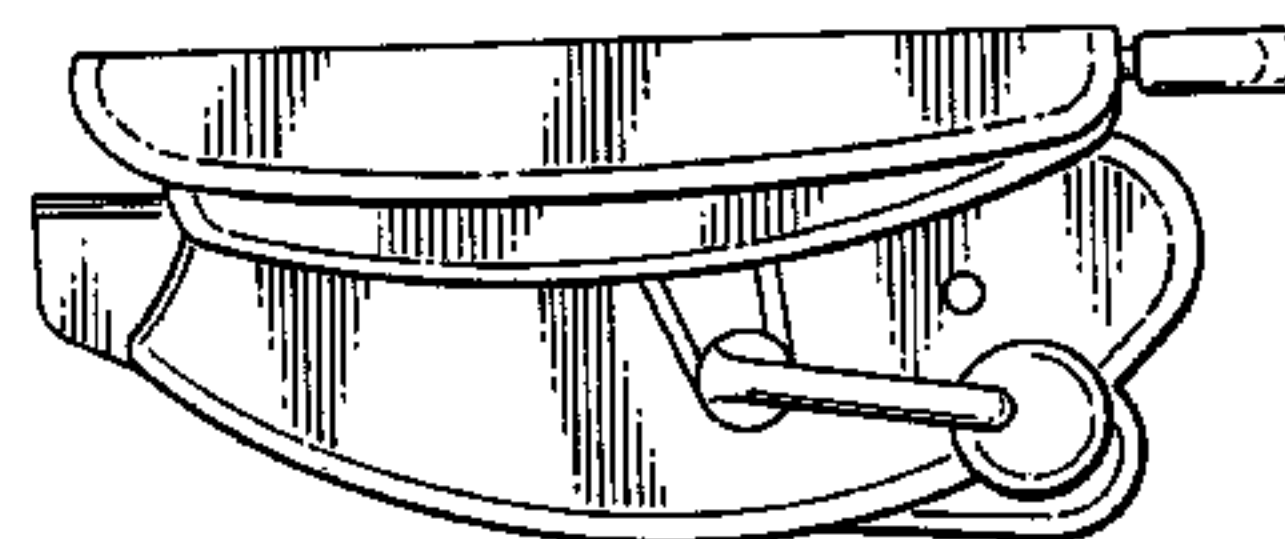
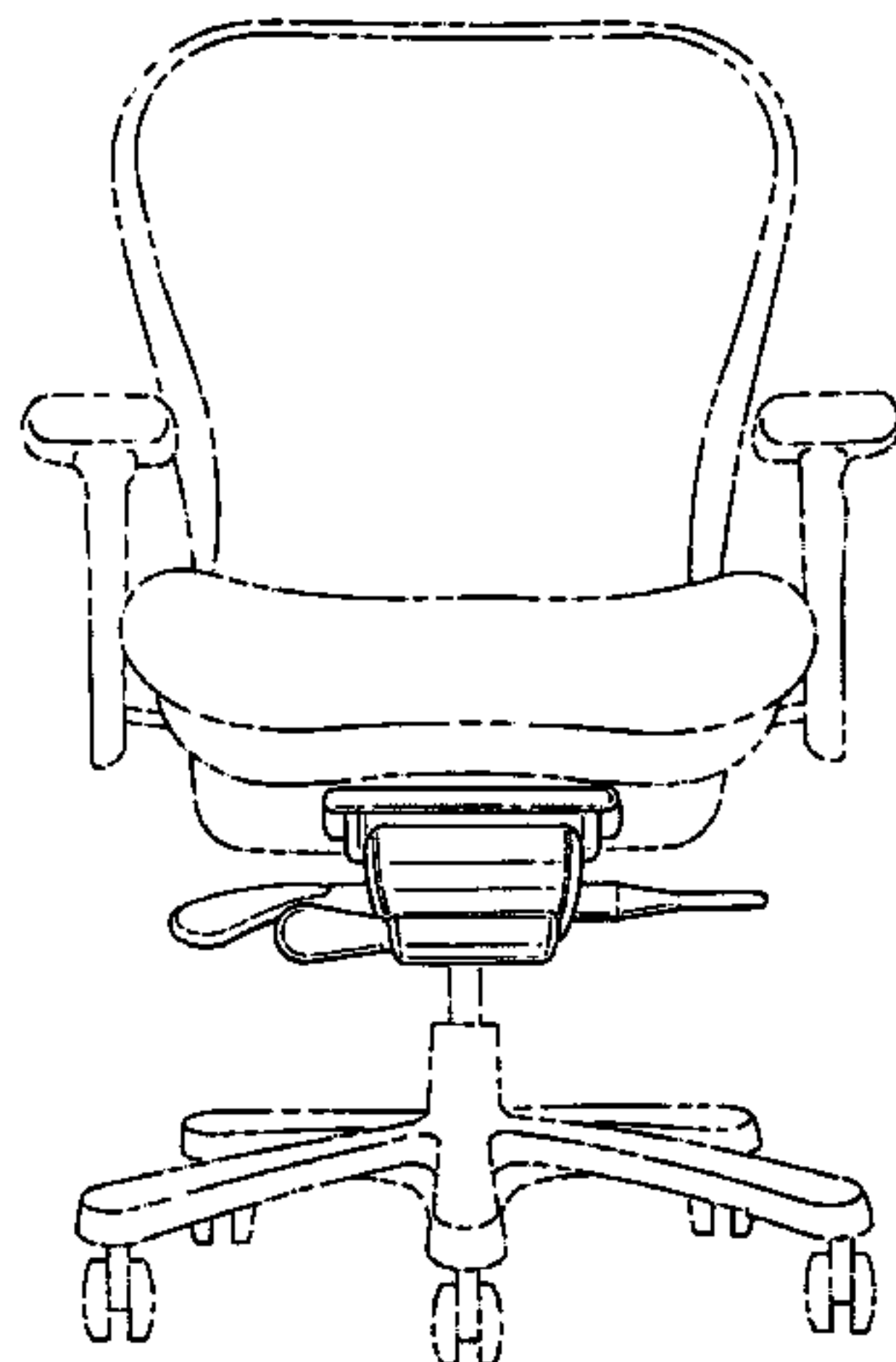
FIG. 4 is a left side view of the representation of the design shown in FIG. 1;

FIG. 5 is a rear view of the representation of the design shown in FIG. 1; and,

FIG. 6 is a bottom plan view of the representation of the design shown in FIG. 1.

The portion of the chair shown in dashed lines does not form part of the claimed design.

1 Claim, 3 Drawing Sheets



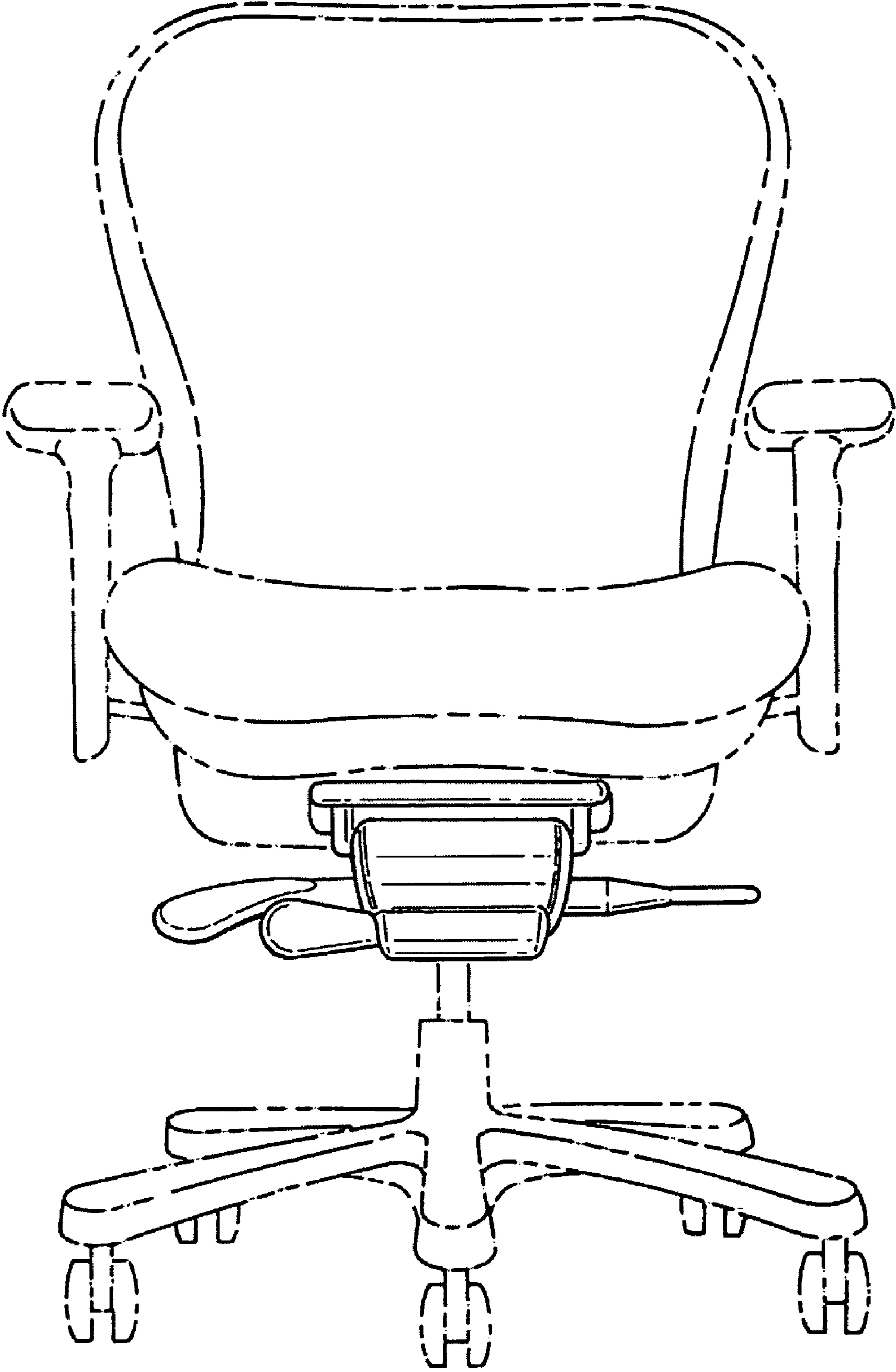


FIG.1.

FIG. 2.




FIG. 3.

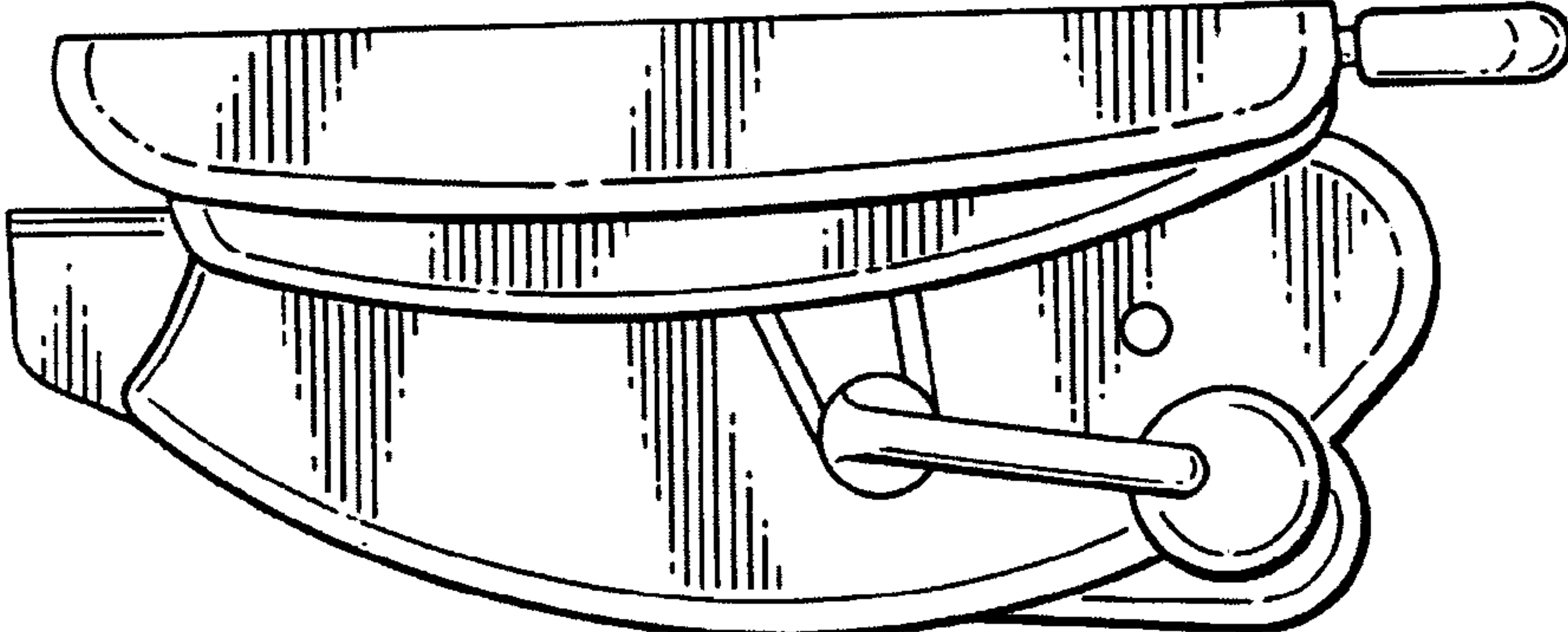


FIG. 4.

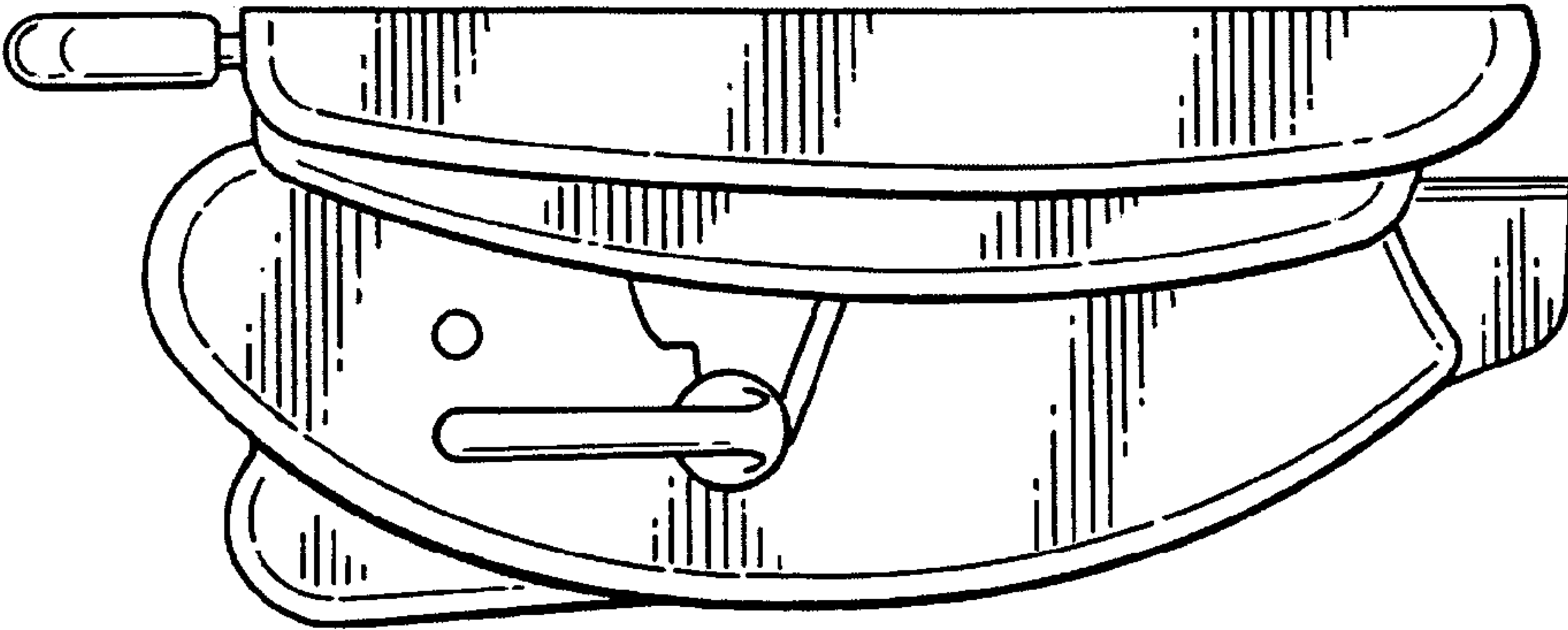


FIG. 5.

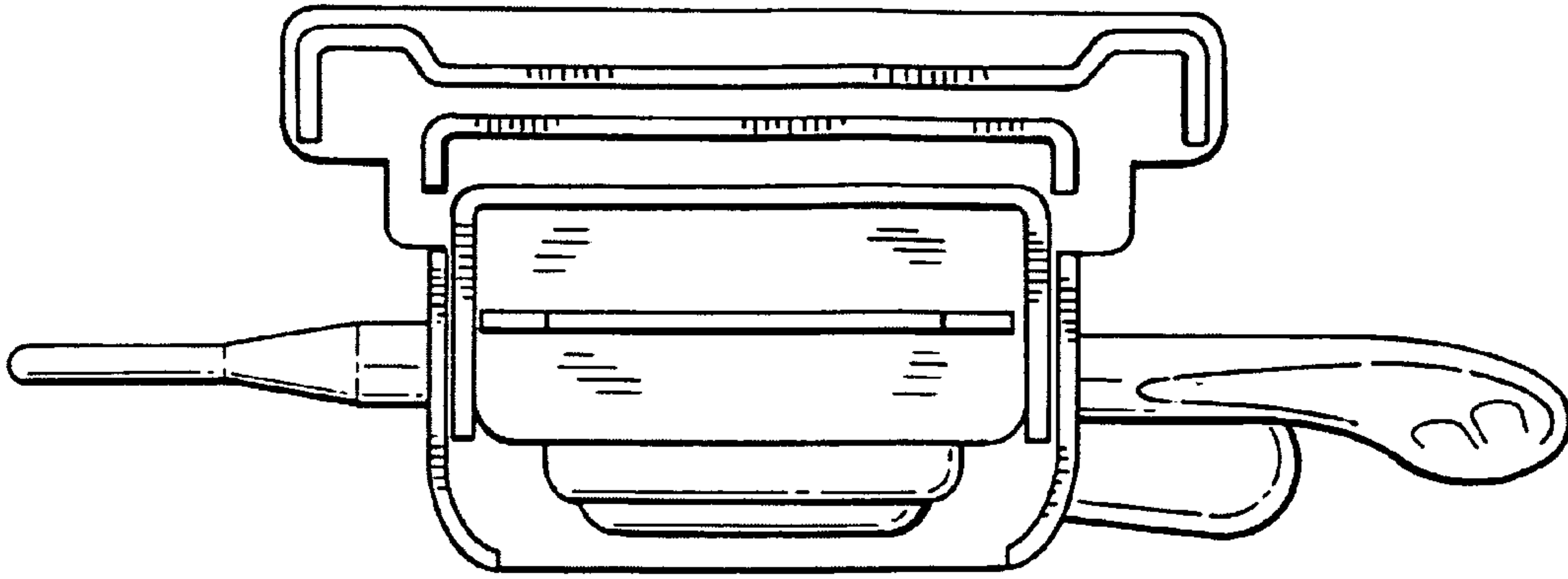


FIG. 6.

