



US00D579236S

(12) **United States Design Patent**
Dempsey

(10) **Patent No.:** **US D579,236 S**
(45) **Date of Patent:** **** Oct. 28, 2008**

(54) **DISPLAY UNIT WITH SINGLE POCKET**
(75) Inventor: **Martha Dempsey**, Twinsburg, OH (US)
(73) Assignee: **Simplestand, Inc.**, Twinsburg, OH (US)

2,614,351 A 10/1952 Mullen
2,632,268 A 3/1953 Schroeder
2,726,835 A 12/1955 Hummel
2,742,724 A 4/1956 Fleiss

(Continued)

(**) Term: **14 Years**

FOREIGN PATENT DOCUMENTS

(21) Appl. No.: **29/280,207**

JP 2003316264 A 11/2003
JP 2005007903 A 1/2005

(22) Filed: **May 21, 2007**

Primary Examiner—Caron D. Veynar

Assistant Examiner—Abraham Bahta

(51) **LOC (8) Cl.** **06-04**

(52) **U.S. Cl.** **D6/457**

(58) **Field of Classification Search** D6/457,

D6/468, 449, 463–464, 459, 570, 553, 475,
D6/476, 512; D19/75, 90, 91, 86, 65; 40/124;
211/50, 42; 248/441.1, 450, 473, 451; 206/45.21,
206/214, 488, 486, 424, 425, 232

See application file for complete search history.

(74) *Attorney, Agent, or Firm*—McDonald Hopkins LLC;
Robert H. Earp, III

(57) **CLAIM**

The ornamental design for a display unit with single pocket,
as shown and described.

(56) **References Cited**

U.S. PATENT DOCUMENTS

415,552 A 11/1889 Orr
666,941 A 1/1901 Streit
1,053,112 A 2/1913 Scott
1,231,059 A 6/1917 Pente
1,421,097 A 6/1922 Pente
1,434,155 A 10/1922 Scherotto
1,486,652 A 3/1924 Froelich
1,543,102 A 6/1925 Fleischer
1,699,875 A 1/1929 Burgess
1,713,758 A 5/1929 Horwath
1,718,319 A 6/1929 Towell
1,896,677 A 2/1933 Myers
2,003,244 A 5/1935 Carboni
2,097,553 A 11/1937 Gruenberg
2,105,594 A 1/1938 Henrich
2,110,429 A 3/1938 Sunderhauf
2,168,063 A 8/1939 Everson
2,177,467 A 10/1939 Sunderhauf
2,177,947 A 10/1939 Riley
2,252,571 A 8/1941 Kohn

DESCRIPTION

FIG. 1 is a perspective view of the display unit with single pocket showing my new design in an assembled state as seen from the front and left side thereof;

FIG. 2 is a front plan view thereof;

FIG. 3 is a back plan view thereof;

FIG. 4 is a left plan view thereof;

FIG. 5 is a top plan view thereof;

FIG. 6 is a bottom plan view thereof;

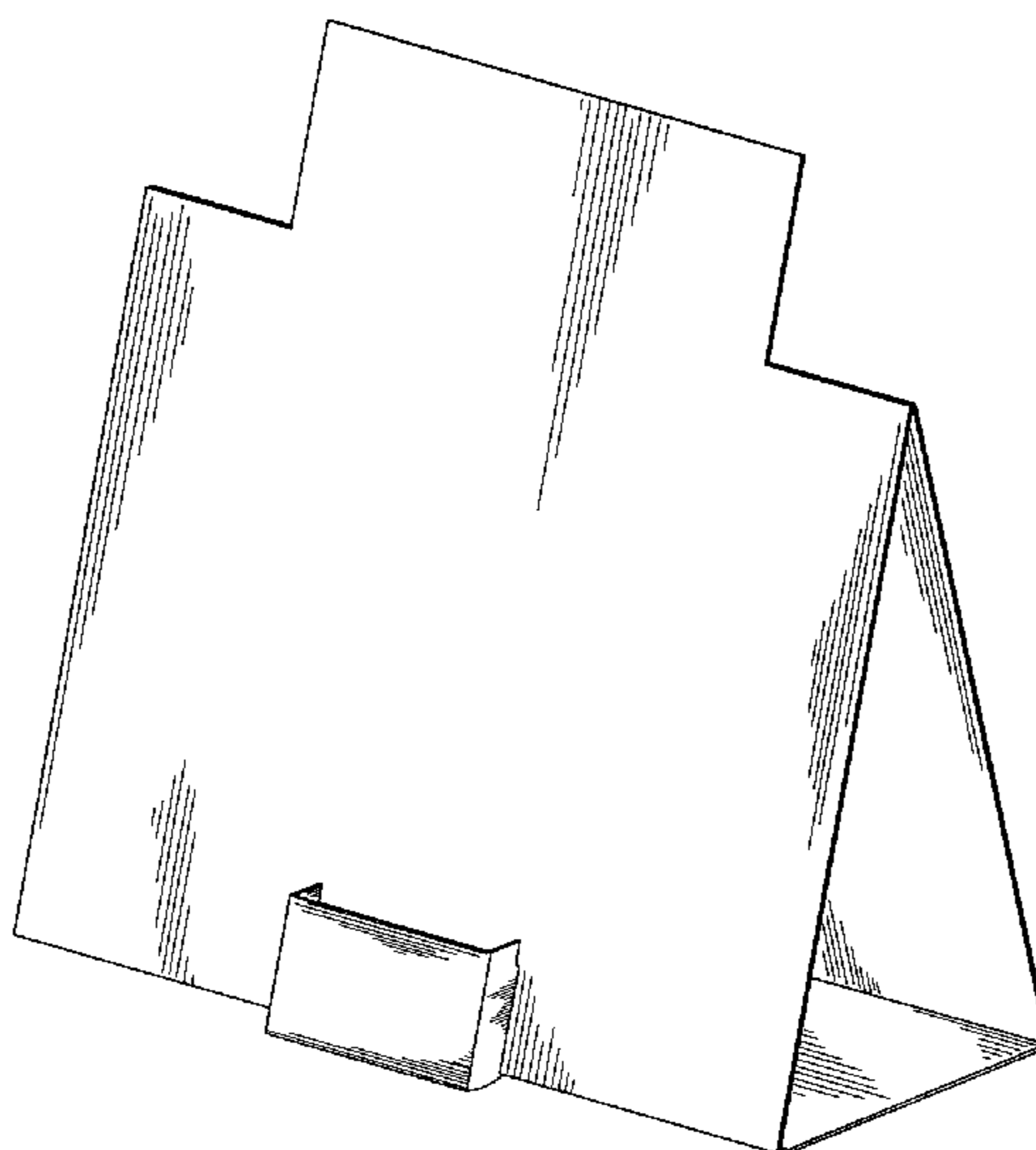
FIG. 7 is a perspective view as seen from the top side thereof in an unscored flat state;

FIG. 8 is a perspective view as seen from the bottom side thereof in an unscored flat state;

FIG. 9 is a perspective view as seen from the top side thereof in an unassembled state; and,

FIG. 10 is a perspective view as seen from the bottom side thereof in an unassembled state.

1 Claim, 5 Drawing Sheets



US D579,236 S

Page 2

U.S. PATENT DOCUMENTS					
			5,297,677 A	3/1994	Burian et al.
3,002,608 A	10/1961	Zwickey	5,301,800 A	4/1994	Kenney
3,013,668 A	12/1961	Mennen	5,423,425 A	6/1995	Stompe
3,141,252 A	7/1964	Mullen	5,458,242 A	10/1995	Baka et al.
3,185,294 A	5/1965	Lustman	5,630,546 A	5/1997	Velch
3,355,828 A	12/1967	Betz	D380,496 S *	7/1997	Meyer D19/90
3,407,969 A	10/1968	Klein et al.	D384,278 S	9/1997	Bosworth
4,130,197 A *	12/1978	Fox 206/45.26	D386,686 S	11/1997	Alico et al.
4,291,807 A	9/1981	Giordano et al.	D391,117 S	2/1998	Law et al.
4,383,782 A	5/1983	Pillifant, Jr.	5,727,696 A	3/1998	Valiulis
4,460,146 A	7/1984	Raggiotti	5,848,698 A	12/1998	Stompe
D276,009 S *	10/1984	Ousley D6/570	D410,686 S	6/1999	Wear
D278,109 S	3/1985	Leeds	D419,350 S *	1/2000	Baron D6/553
D280,150 S	8/1985	Pargman	D437,719 S *	2/2001	Dicellis D6/571
D289,241 S *	4/1987	Solomon D6/457	D451,290 S	12/2001	Allen
D290,554 S	6/1987	Harwood	6,547,095 B1	4/2003	Emoff
4,699,312 A	10/1987	Owen	6,568,543 B1	5/2003	Schneider
D293,861 S	1/1988	Harwood	D475,916 S	6/2003	Taylor
4,773,173 A	9/1988	Christian	6,641,225 B1	11/2003	Amodeo, Jr.
D301,101 S *	5/1989	Meyer D6/567	6,648,293 B1	11/2003	Sachnoff
4,917,240 A	4/1990	Roberts et al.	6,692,058 B1	2/2004	Micco
D327,095 S *	6/1992	Meyer D19/90	D494,776 S *	8/2004	Metz D6/457
D337,016 S *	7/1993	Fortescue D6/567	D494,859 S	8/2004	Keberlein
5,234,190 A	8/1993	Cross	6,846,046 B2	1/2005	Brown
D345,071 S *	3/1994	Gould D6/571	2004/0173610 A1	9/2004	Gregorio Gracia

* cited by examiner

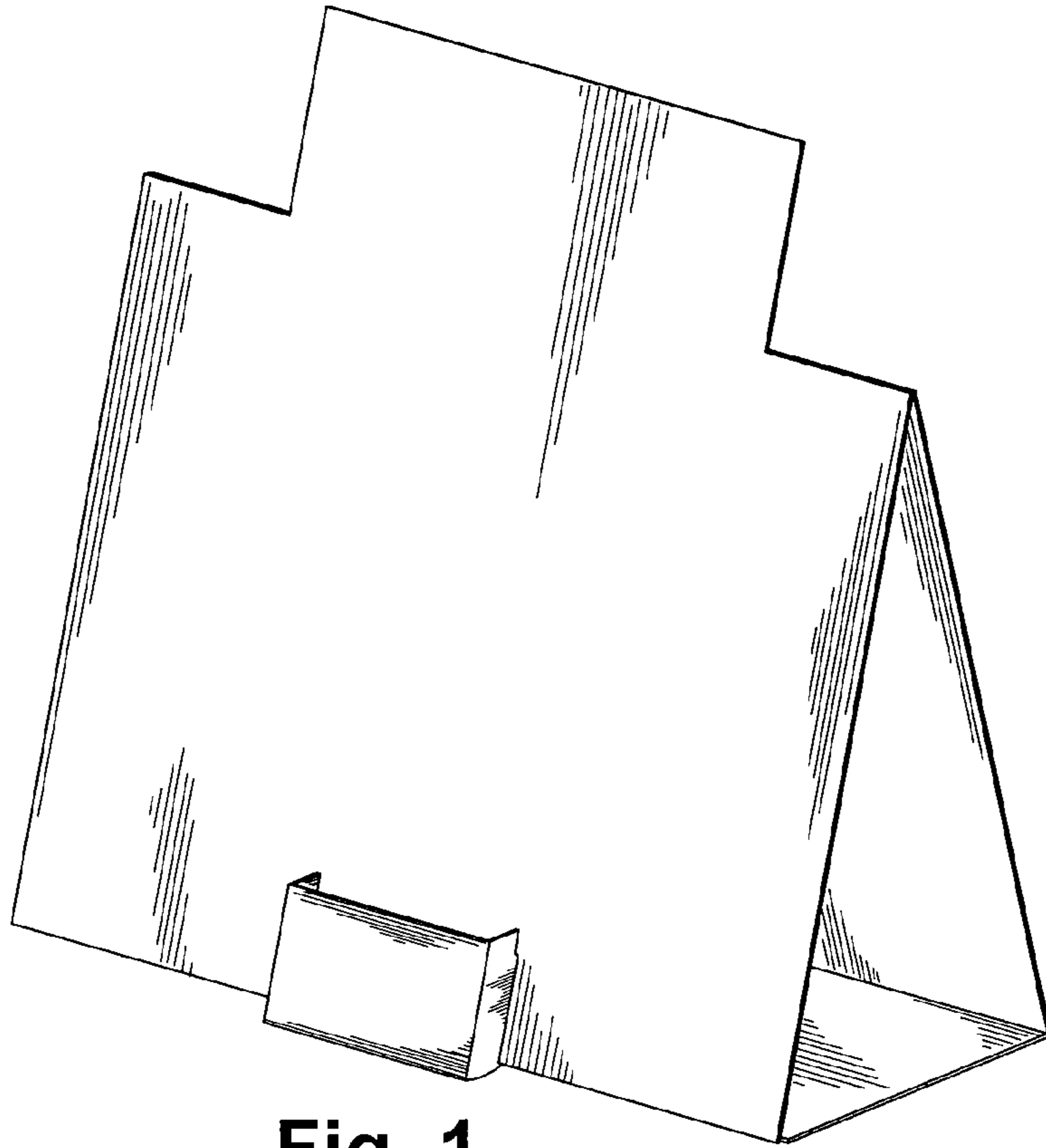


Fig. 1




Fig. 2




Fig. 3

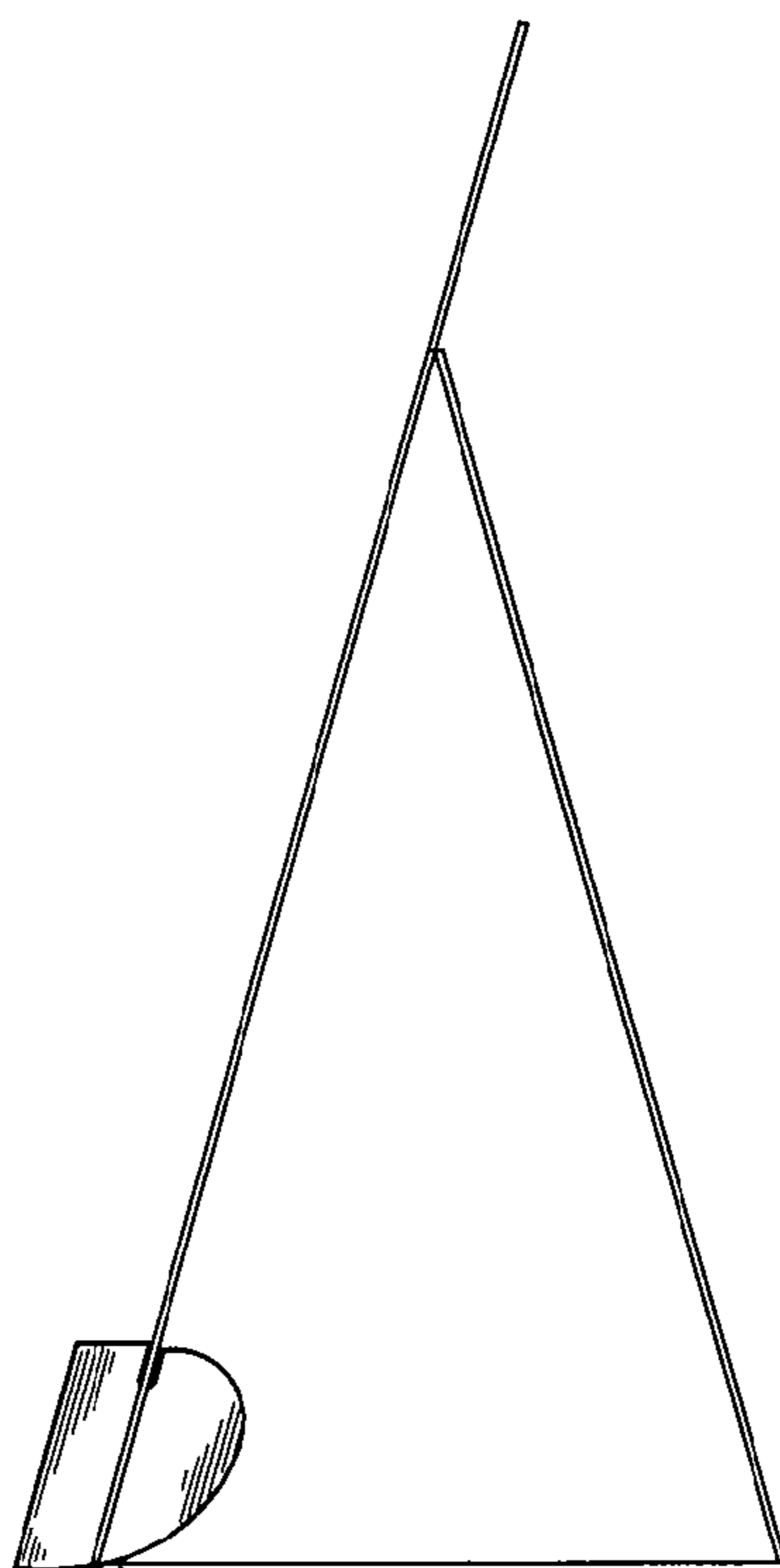


Fig. 4




Fig. 5

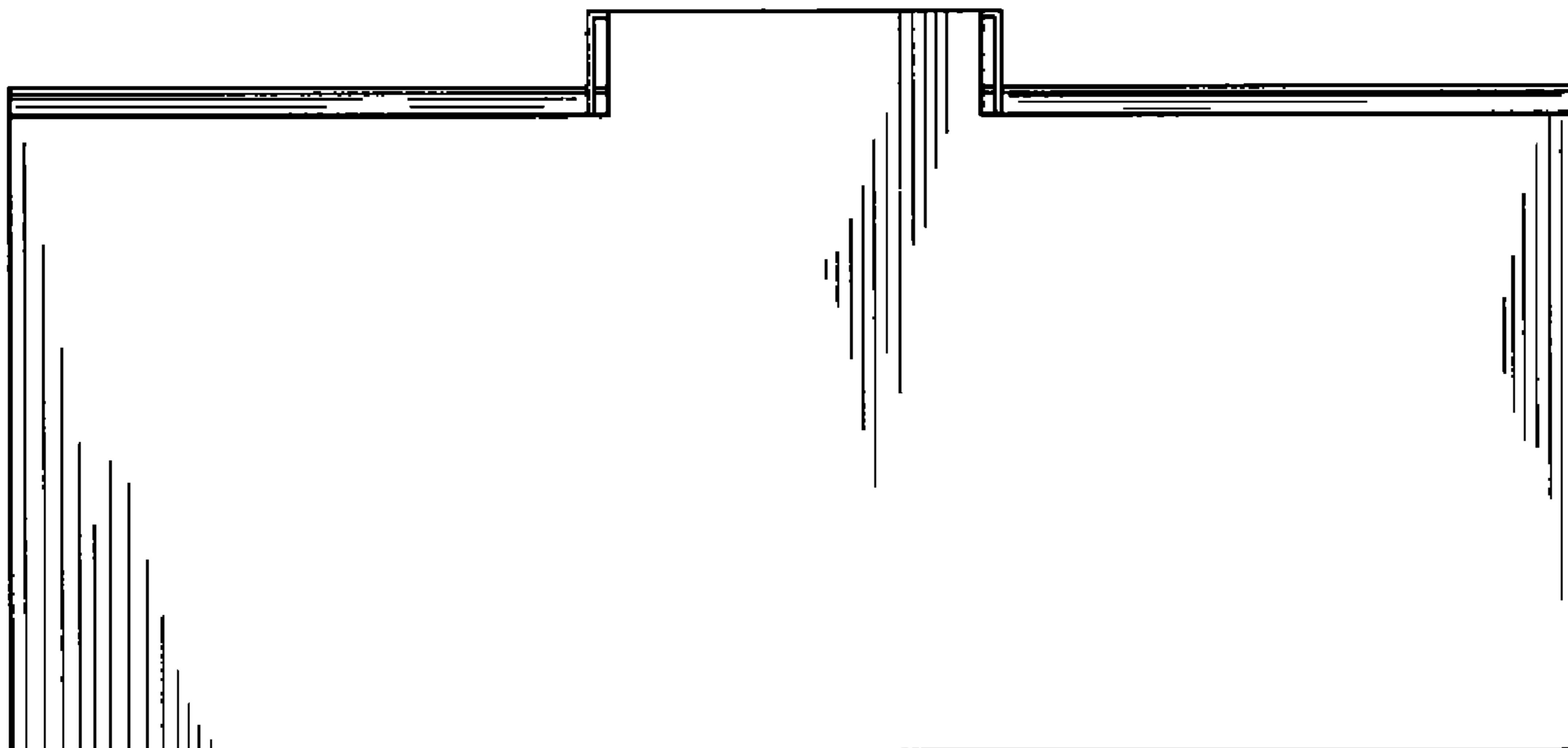


Fig. 6

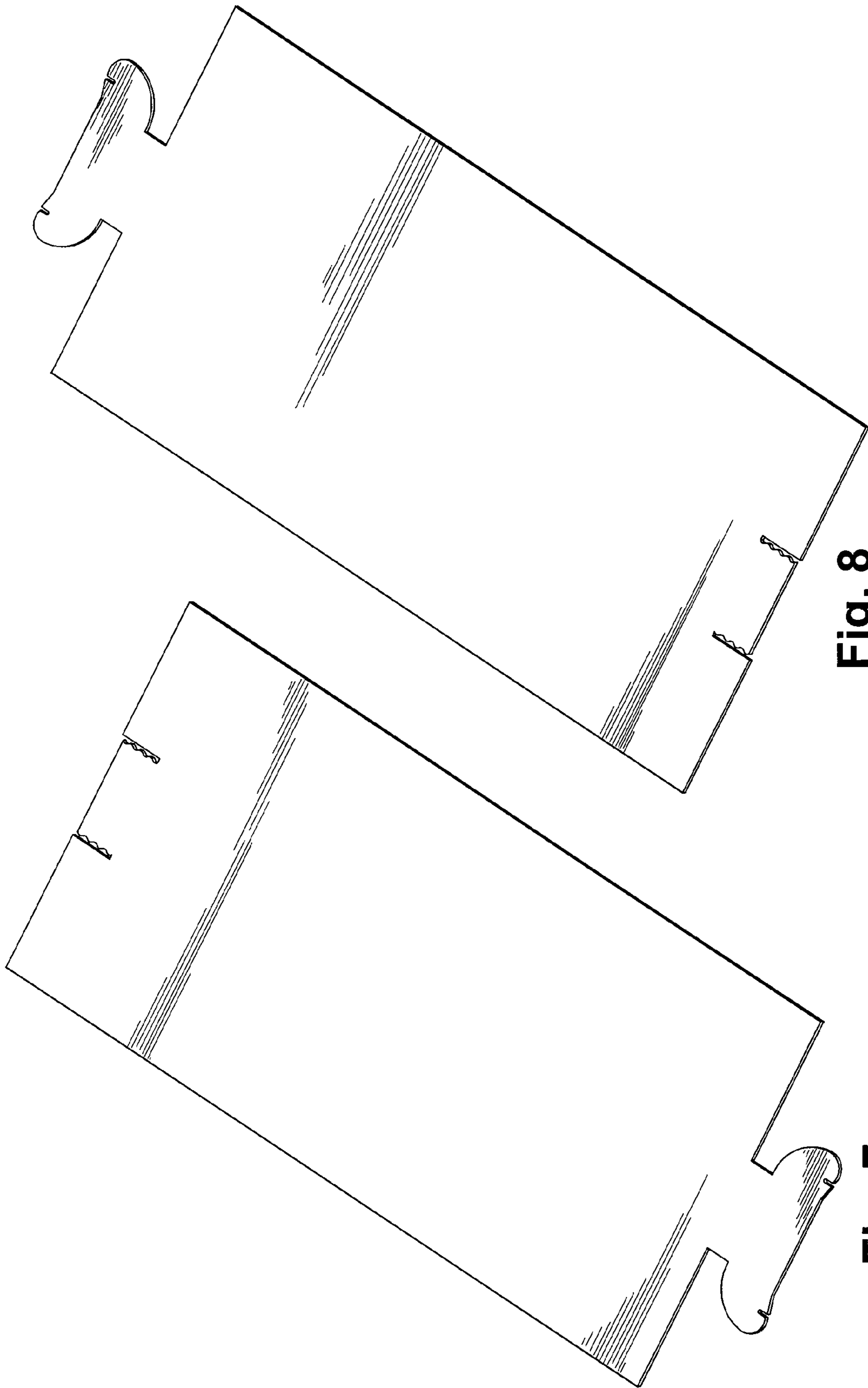


Fig. 8

Fig. 7



Fig. 10

Fig. 9