



US00D579235S

(12) **United States Design Patent**
Dempsey

(10) **Patent No.:** **US D579,235 S**
(45) **Date of Patent:** **** Oct. 28, 2008**

(54) **DISPLAY UNIT WITH TWO POCKETS**
(75) Inventor: **Martha Dempsey**, Twinsburg, OH (US)
(73) Assignee: **Simplestand, Inc.**, Twinsburg, OH (US)
(**) Term: **14 Years**

2,632,268 A 3/1953 Schroeder
2,726,835 A 12/1955 Hummel
2,742,724 A 4/1956 Fleiss
3,002,608 A 10/1961 Zwickey

(Continued)

(21) Appl. No.: **29/280,204**
(22) Filed: **May 21, 2007**

FOREIGN PATENT DOCUMENTS

JP 2003316264 A 11/2003
JP 2005007903 A 1/2005

(51) **LOC (8) Cl.** **06-04**
(52) **U.S. Cl.** **D6/457**
(58) **Field of Classification Search** D6/457,
D6/468, 449, 463-464, 459, 570, 553, 475,
D6/476, 512; D19/75, 90, 91, 86, 65; 40/124;
211/50, 42; 248/441.1, 450, 473, 451; 206/45.21,
206/214, 488, 486, 424, 425, 232
See application file for complete search history.

Primary Examiner—Caron D. Veynar
Assistant Examiner—Abraham Bahta
(74) *Attorney, Agent, or Firm*—McDonald Hopkins LLC;
Robert H. Earp, III

(57) **CLAIM**

The ornamental design for a display unit with two pockets, as shown and described.

(56) **References Cited**

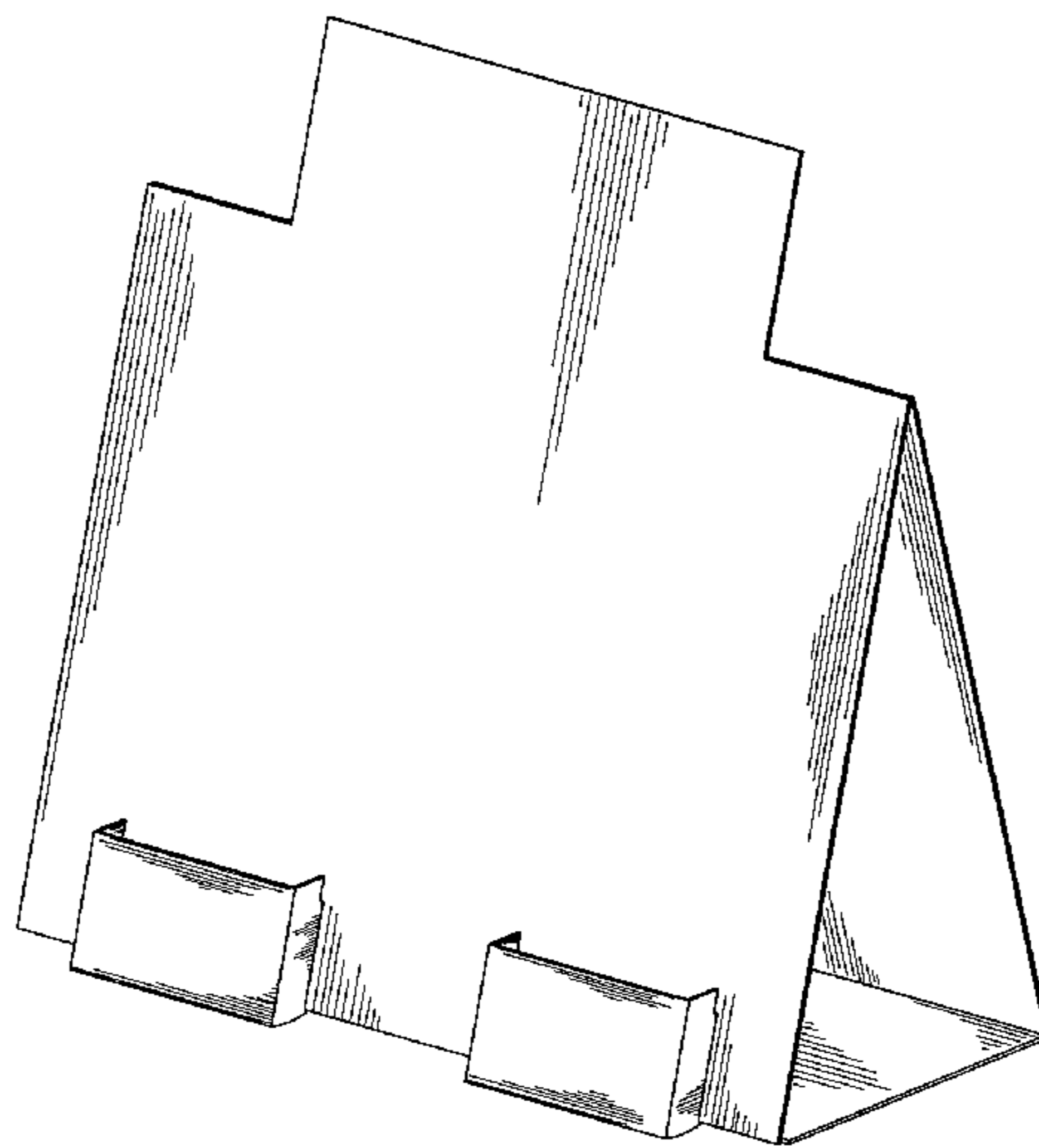
DESCRIPTION

U.S. PATENT DOCUMENTS

415,552 A	11/1889	Orr
666,941 A	1/1901	Streit
1,053,112 A	2/1913	Scott
1,231,059 A	6/1917	Pente
1,421,097 A	6/1922	Pente
1,434,155 A	10/1922	Scherotto
1,486,652 A	3/1924	Froelich
1,543,102 A	6/1925	Fleischer
1,699,875 A	1/1929	Burgess
1,713,758 A	5/1929	Horwath
1,718,319 A	6/1929	Towell
1,896,677 A	2/1933	Myers
2,003,244 A	5/1935	Carboni
2,097,553 A	11/1937	Gruenberg
2,105,594 A	1/1938	Henrich
2,110,429 A	3/1938	Sunderhauf
2,168,063 A	8/1939	Everson
2,177,467 A	10/1939	Sunderhauf
2,177,947 A	10/1939	Riley
2,252,571 A	8/1941	Kohn
2,614,351 A	10/1952	Mullen

FIG. 1 is a perspective view of the display unit with two pockets showing my new design in an assembled state as seen from the front and left side thereof;
FIG. 2 is a front plan view thereof;
FIG. 3 is a back plan view thereof;
FIG. 4 is a left plan view thereof;
FIG. 5 is a top plan view thereof;
FIG. 6 is a bottom plan view thereof;
FIG. 7 is a perspective view as seen from the top side thereof in an unscored flat state;
FIG. 8 is a perspective view as seen from the bottom side thereof in an unscored flat state;
FIG. 9 is a perspective view as seen from the top side thereof in an unassembled state; and,
FIG. 10 is a perspective view as seen from the bottom side thereof in an unassembled state.

1 Claim, 5 Drawing Sheets



US D579,235 S

Page 2

U.S. PATENT DOCUMENTS

3,013,668	A	12/1961	Mennen		5,301,800	A	4/1994	Kenney
3,141,252	A	7/1964	Mullen		5,423,425	A	6/1995	Stompe
3,185,294	A	5/1965	Lustman		5,458,242	A	10/1995	Baka et al.
3,355,828	A	12/1967	Betz		5,630,546	A	5/1997	Velch
3,407,969	A	10/1968	Klein et al.		D380,496	S *	7/1997	Meyer D19/90
4,130,197	A *	12/1978	Fox 206/45.26		D384,278	S	9/1997	Bosworth
4,291,807	A	9/1981	Giordano et al.		D386,686	S	11/1997	Alico et al.
4,383,782	A	5/1983	Pillifant, Jr.		D391,117	S	2/1998	Law et al.
4,460,146	A	7/1984	Raggiotti		5,727,696	A	3/1998	Valiulis
D276,009	S *	10/1984	Ousley D6/570		5,848,698	A	12/1998	Stompe
D278,109	S	3/1985	Leeds		D410,686	S	6/1999	Wear
D280,150	S	8/1985	Pargman		D419,350	S *	1/2000	Baron D6/553
D289,241	S *	4/1987	Solomon D6/457		D437,719	S *	2/2001	Dicellis D6/571
D290,554	S	6/1987	Harwood		D451,290	S	12/2001	Allen
4,699,312	A	10/1987	Owen		6,547,095	B1	4/2003	Emoff
D293,861	S	1/1988	Harwood		6,568,543	B1	5/2003	Schneider
4,773,173	A	9/1988	Christian		D475,916	S	6/2003	Taylor
D301,101	S *	5/1989	Meyer D6/567		6,641,225	B1	11/2003	Amodeo, Jr.
4,917,240	A	4/1990	Roberts et al.		6,648,293	B1	11/2003	Sachnoff
D327,095	S *	6/1992	Meyer D19/90		6,692,058	B1	2/2004	Micco
D337,016	S *	7/1993	Fortescue D6/567		D494,776	S *	8/2004	Metz D6/457
5,234,190	A	8/1993	Cross		D494,859	S	8/2004	Keberlein
D345,071	S *	3/1994	Gould D6/571		6,846,046	B2	1/2005	Brown
5,297,677	A	3/1994	Burian et al.		2004/0173610	A1	9/2004	Gracia

* cited by examiner

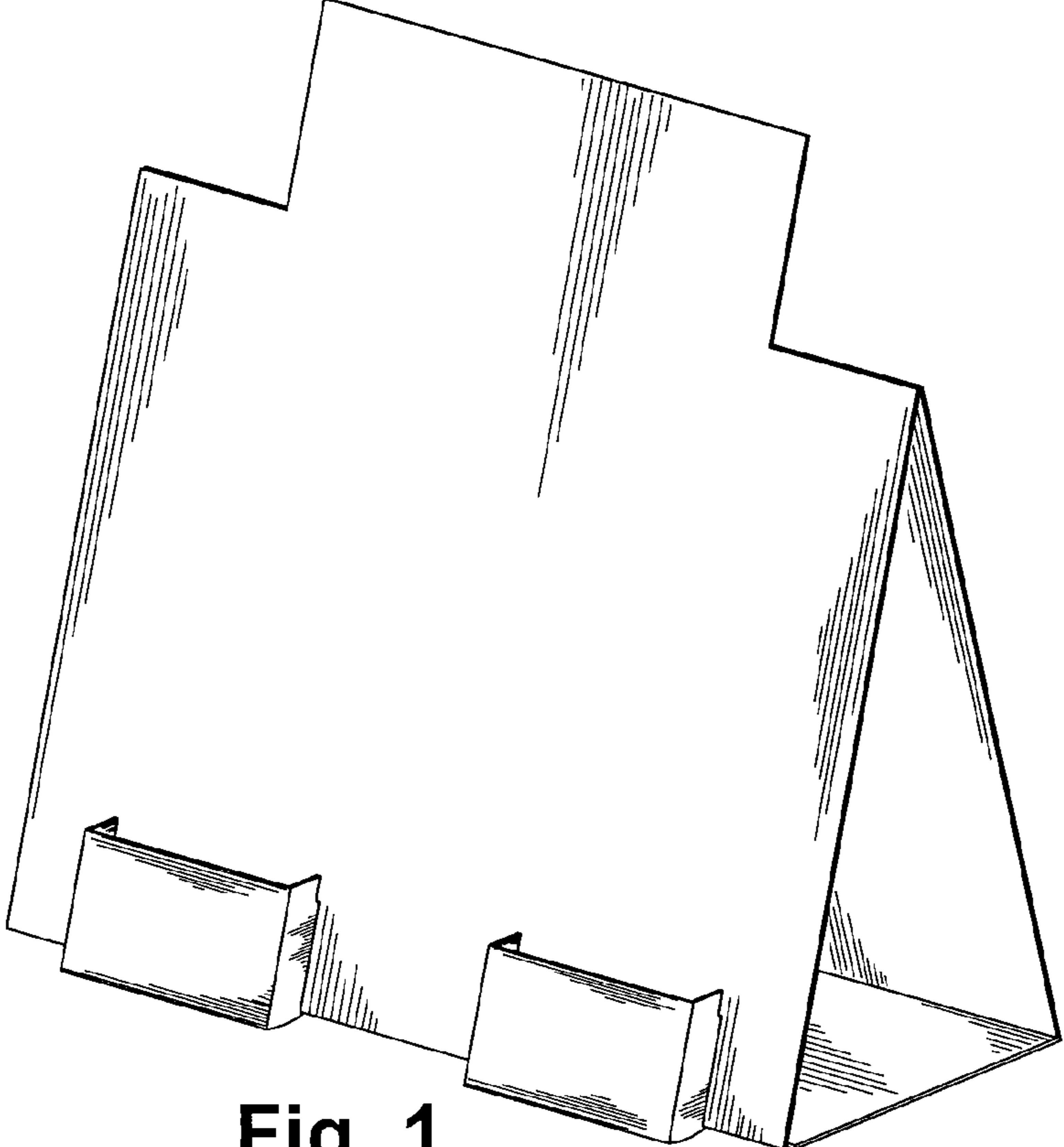


Fig. 1




Fig. 2




Fig. 3

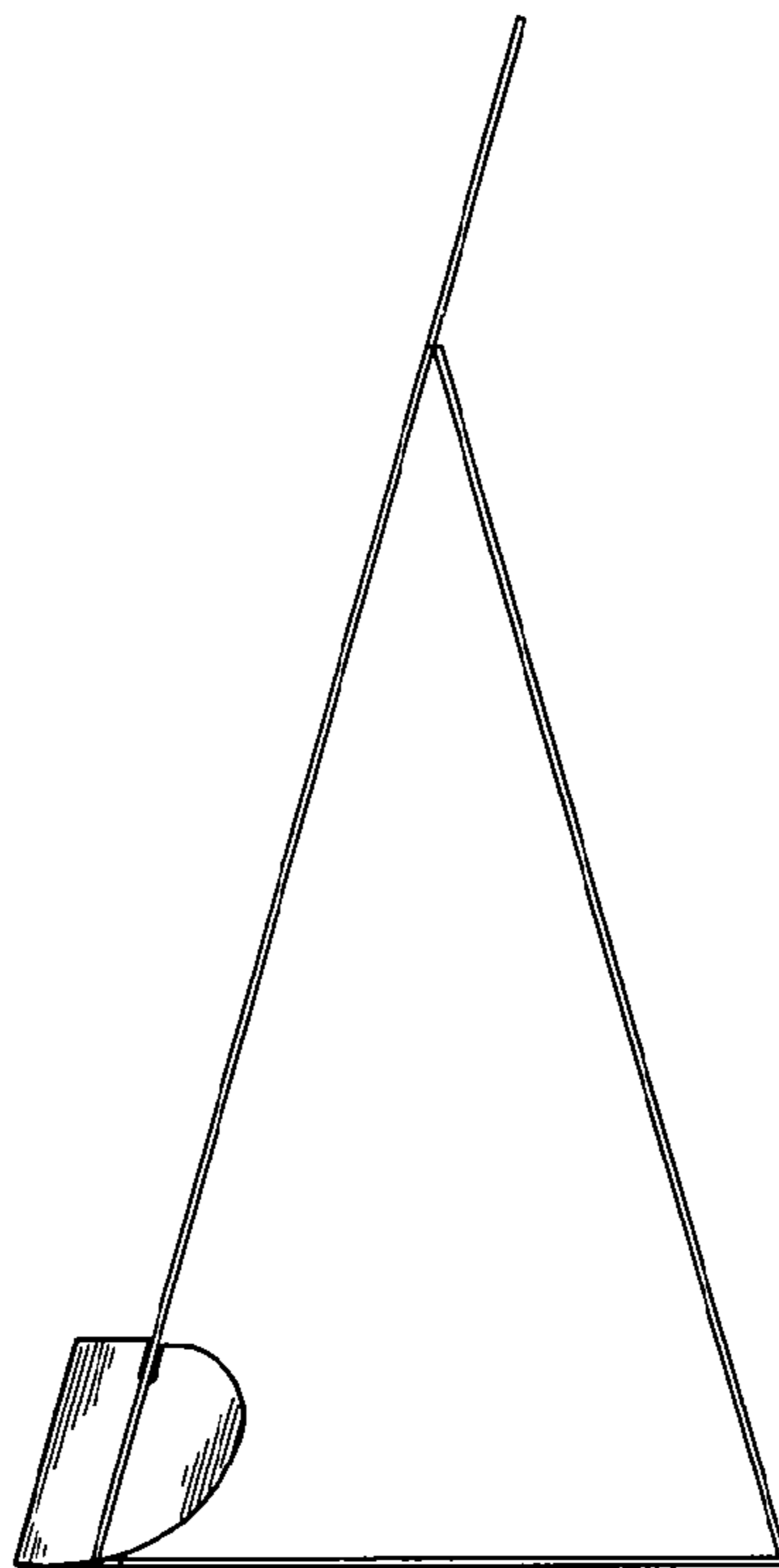


Fig. 4

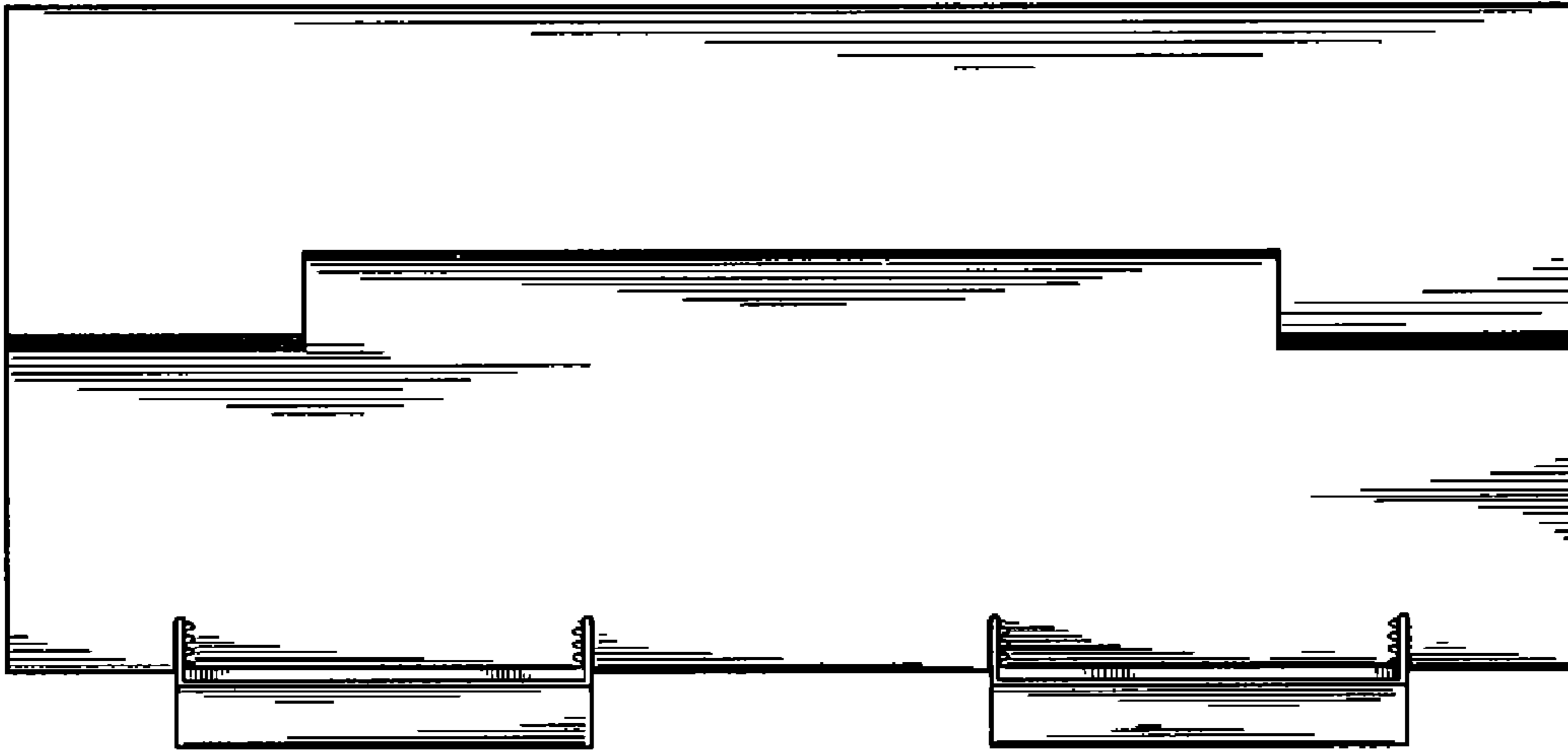


Fig. 5

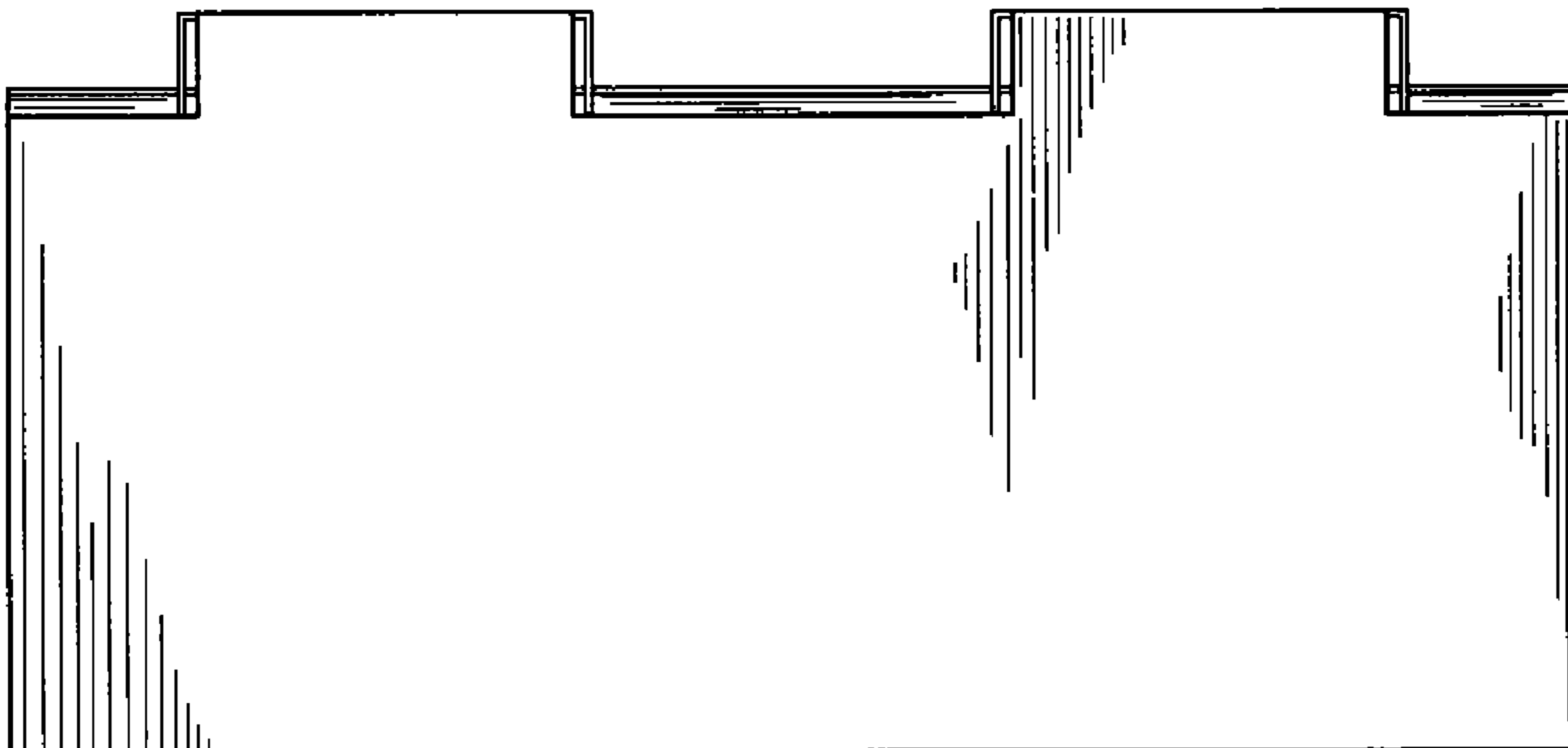


Fig. 6

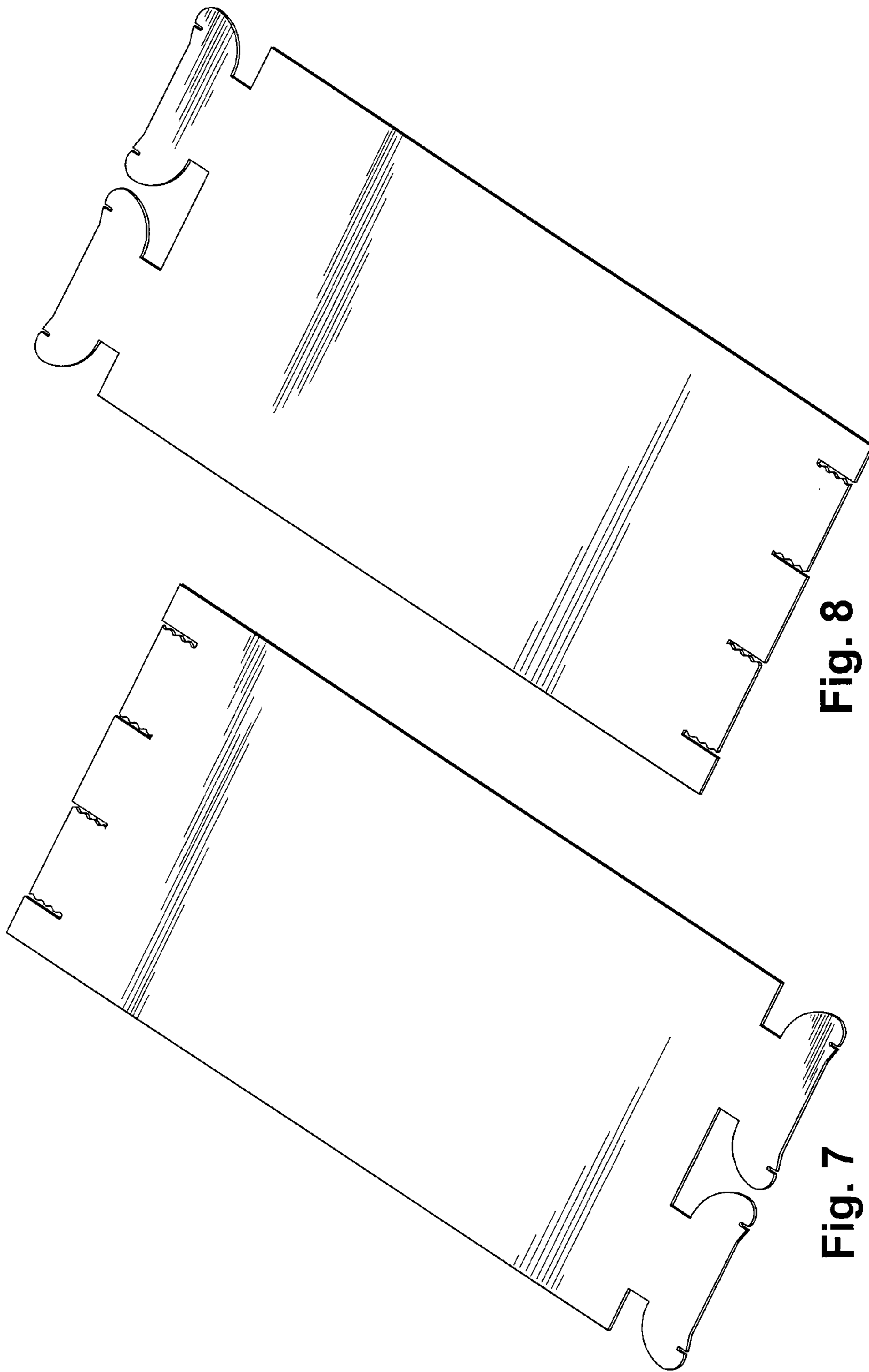


Fig. 8

Fig. 7

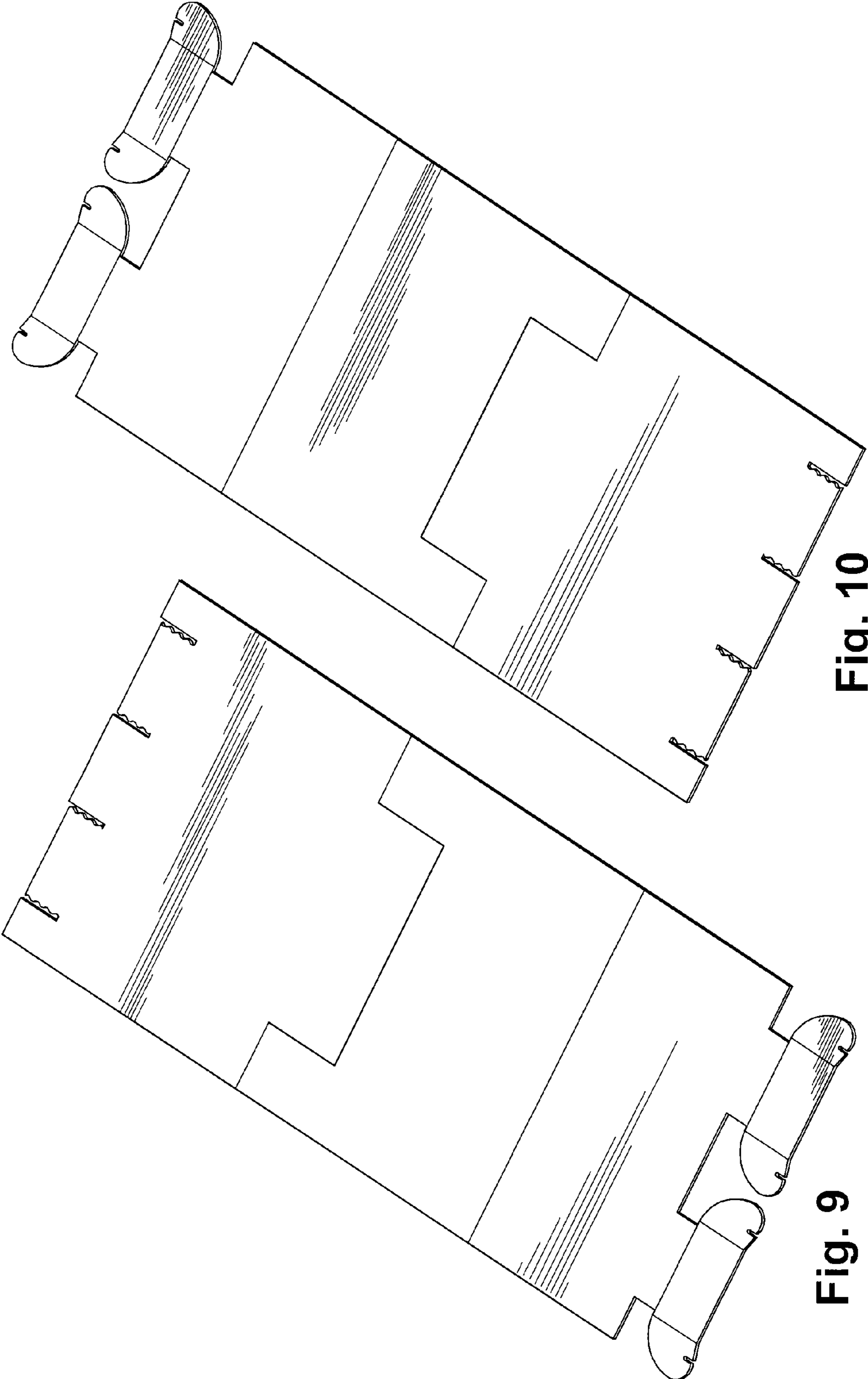


Fig. 10

Fig. 9