



US00D579199S

(12) **United States Design Patent**
Liao

(10) **Patent No.:** **US D579,199 S**

(45) **Date of Patent:** **** Oct. 28, 2008**

(54) **CUE BAG**

(76) Inventor: **Chia-Ching Liao**, 32, Lane 190, Sec. 2,
Yatan Rd., Tantzuhsiang, Taichung
County (TW)

(**) Term: **14 Years**

(21) Appl. No.: **29/295,360**

(22) Filed: **Sep. 27, 2007**

(51) **LOC (8) Cl.** **03-01**

(52) **U.S. Cl.** **D3/254**

(58) **Field of Classification Search** D3/254,
D3/260, 262, 273, 276, 291, 221; 206/315.1,
206/443; 190/100, 110, 111, 119, 120, 121;
473/1, 2, 3

See application file for complete search history.

(56) **References Cited**

U.S. PATENT DOCUMENTS

D271,162 S *	11/1983	Evans	D3/254
D318,566 S *	7/1991	Henry	D3/255
D465,325 S *	11/2002	Lin	D3/254
D478,726 S *	8/2003	Masso et al.	D3/300
D509,956 S *	9/2005	Lin	D3/254
7,044,297 B2 *	5/2006	Terrell	206/315.11
D530,085 S *	10/2006	Quinnan	D3/260

D551,862 S * 10/2007 Gerry D3/302
2006/0289319 A1 * 12/2006 Lin 206/315.1

* cited by examiner

Primary Examiner—Raphael Barkai

Assistant Examiner—Randall H Gholson

(74) *Attorney, Agent, or Firm*—Pai Patent & Trademark Law
Firm; Chao-Chang David Pai

(57) **CLAIM**

The ornamental design for a cue bag, as shown and described.

DESCRIPTION

FIG. 1 is a perspective view of a cue bag showing my new design;

FIG. 2 is a front view thereof;

FIG. 3 is a rear view thereof;

FIG. 4 is a left side view thereof;

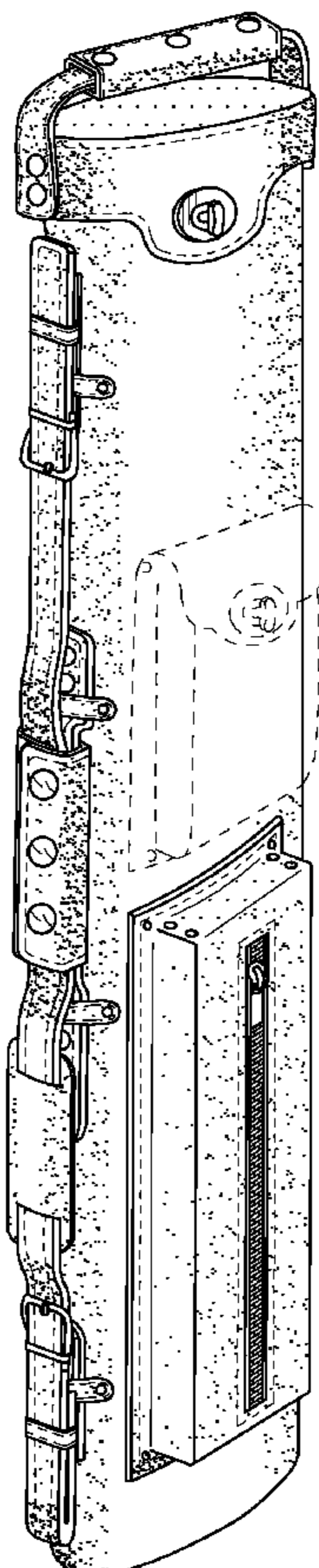
FIG. 5 is a right side view thereof;

FIG. 6 is a top plan view thereof; and,

FIG. 7 is a bottom plan view thereof.

The broken lines showing the upper side bag in FIG. 1, FIG. 2, FIG. 4 and FIG. 5 are included for illustrative purposes and form no part of the claimed design.

1 Claim, 6 Drawing Sheets



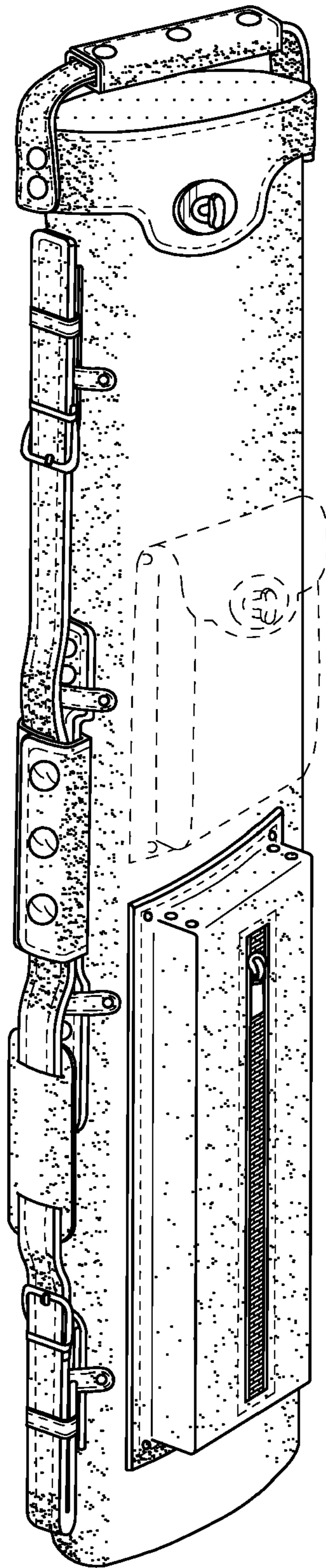


Figure 1

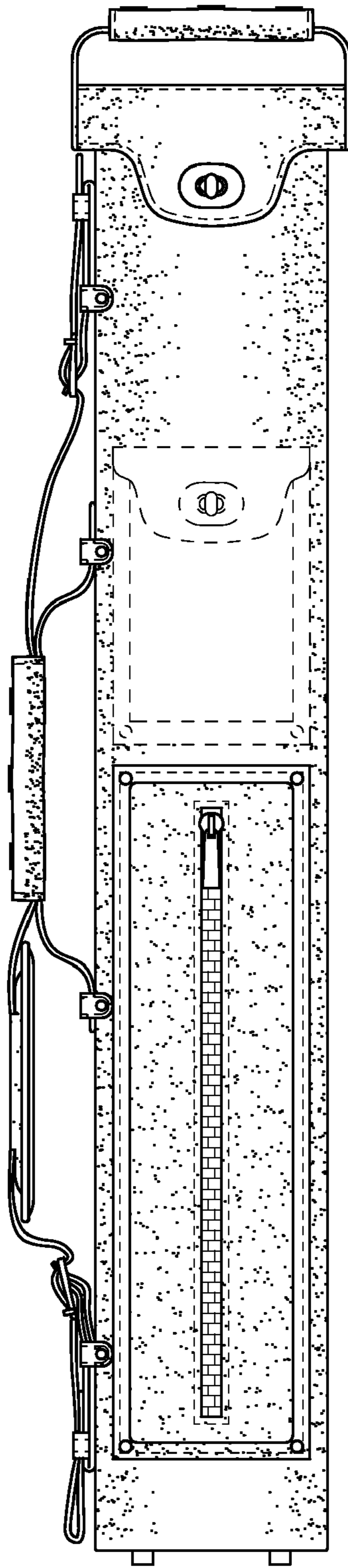


Figure 2

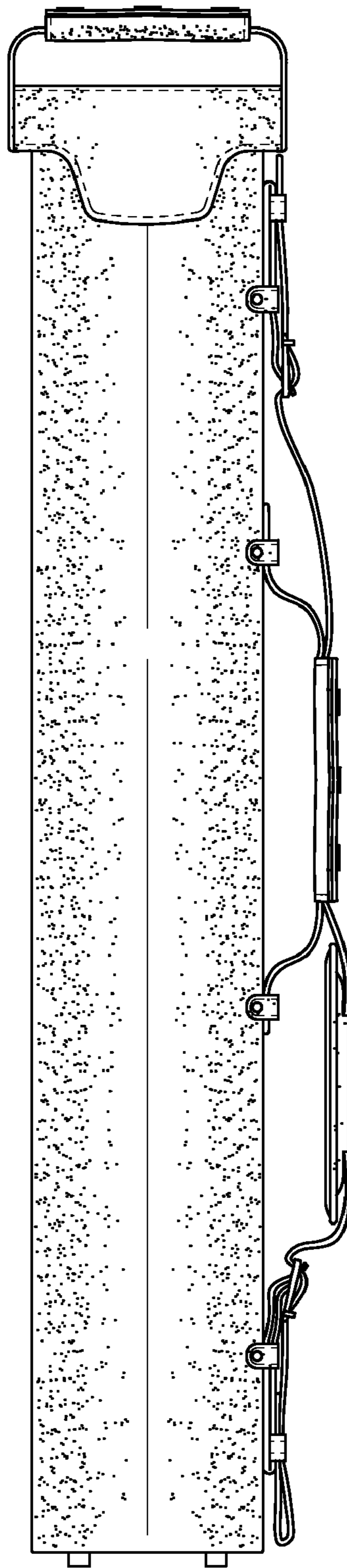


Figure 3

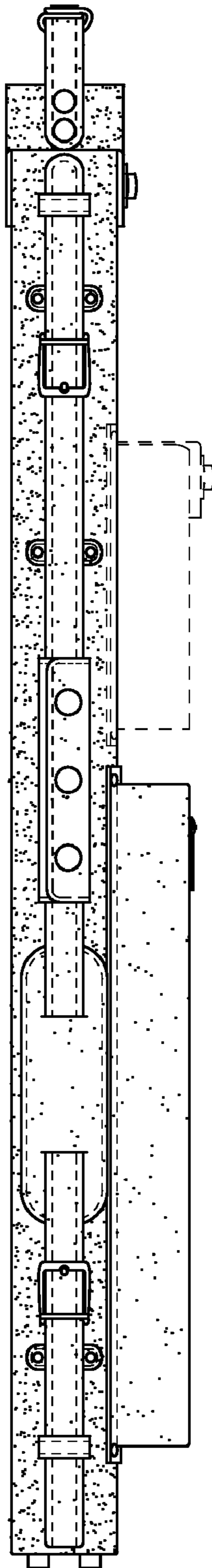


Figure 4

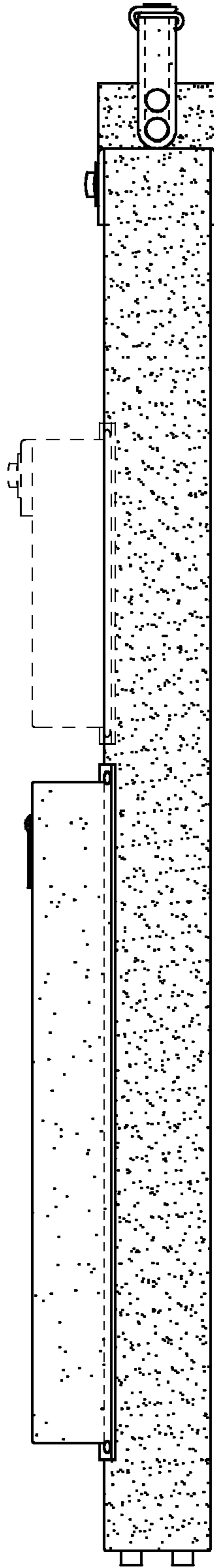


Figure 5

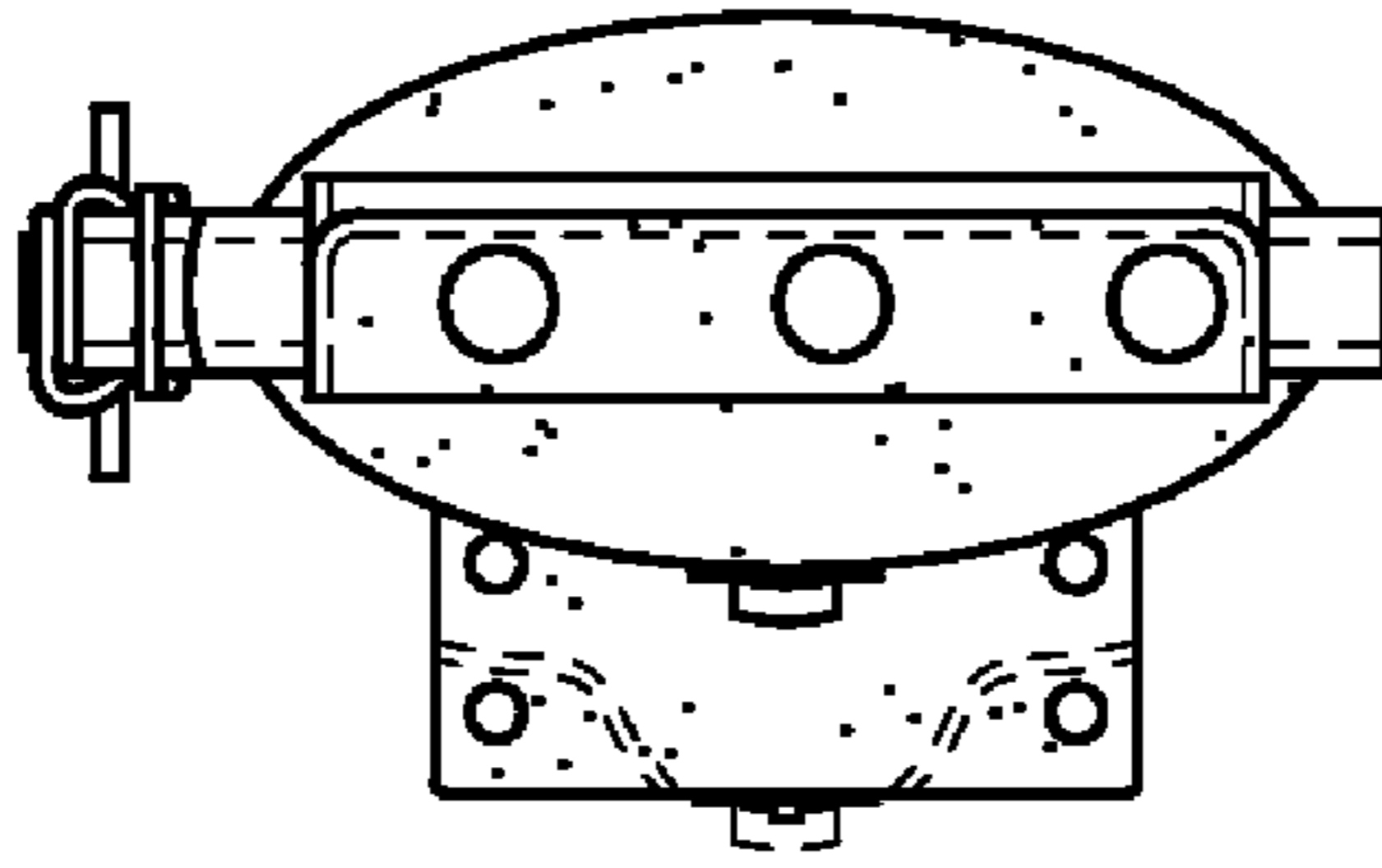


Figure 6

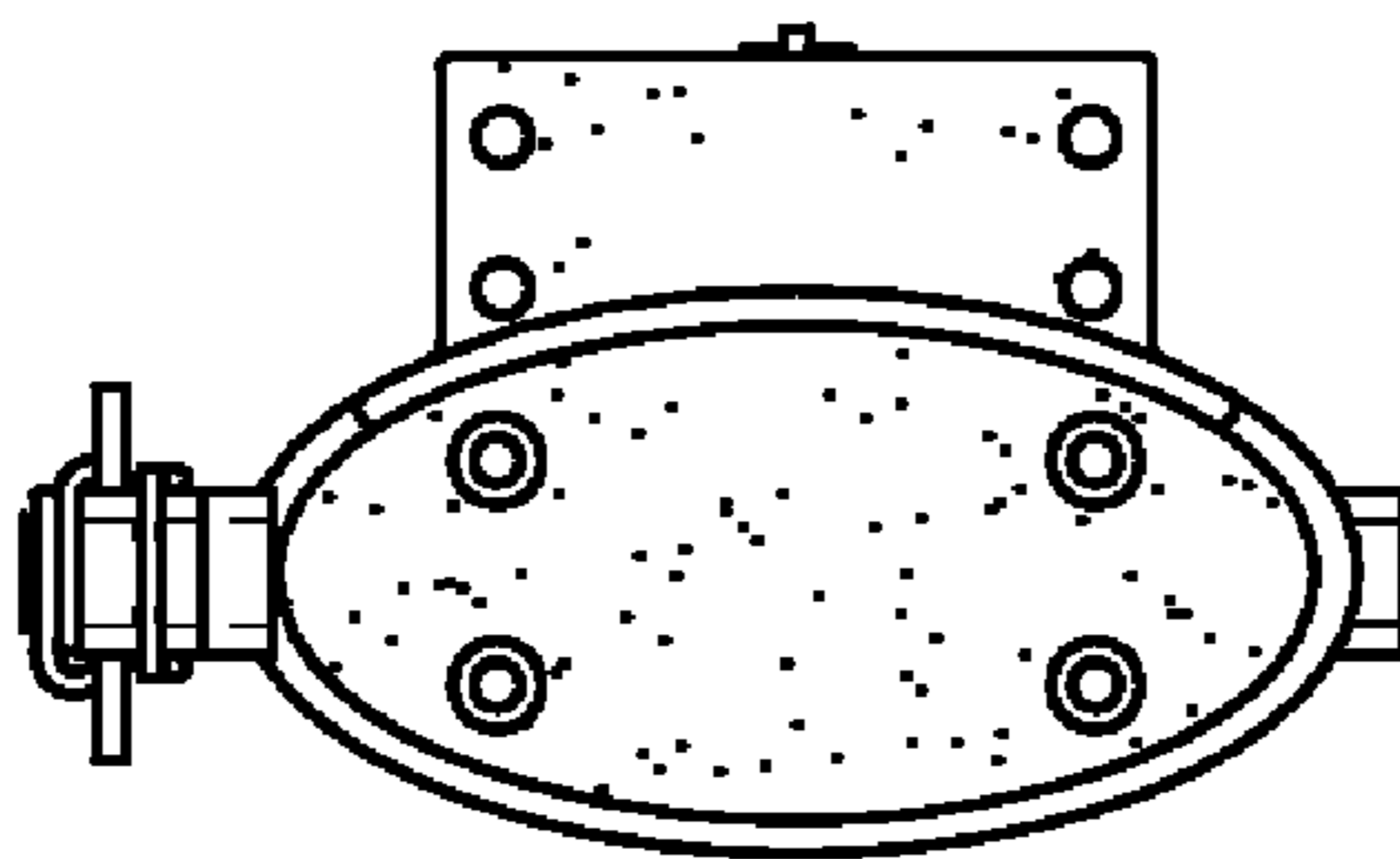


Figure 7