



US00D579194S

(12) **United States Design Patent**
Caylor

(10) **Patent No.:** **US D579,194 S**

(45) **Date of Patent:** **** Oct. 28, 2008**

(54) **DETACHABLE CHARM FOR FOOTWEAR**

(75) Inventor: **Caroline Caylor**, Sandston, VA (US)

(73) Assignee: **Caylor Creations, LLC**, San Antonio, TX (US)

(**) Term: **14 Years**

(21) Appl. No.: **29/304,292**

(22) Filed: **Feb. 28, 2008**

(51) **LOC (8) Cl.** **02-07**

(52) **U.S. Cl.** **D2/976; D2/946**

(58) **Field of Classification Search** D2/896,
D2/946, 969, 970, 971, 972, 976, 978; D11/40,
D11/47, 79, 86, 95; D28/39-42, 75; 36/132,
36/136, 137; 63/12, 13, 14.1, 14.3, 20, 43
See application file for complete search history.

(56) **References Cited**

U.S. PATENT DOCUMENTS

D56,727 S *	12/1920	Ordway	D2/976
D57,929 S *	5/1921	Pulsifer	D2/976
2,233,544 A *	3/1941	McKinley	359/519
5,165,190 A *	11/1992	Smyth	36/50.1
5,331,753 A *	7/1994	Rodibaugh	36/136
5,359,790 A *	11/1994	Iverson et al.	36/136
D368,357 S *	4/1996	Mullins, Jr.	D2/946
D374,838 S *	10/1996	Levinger	D11/86
5,673,501 A *	10/1997	Mathews	36/136
D406,177 S *	2/1999	Milroy	D20/27
D460,612 S *	7/2002	Duffy	D2/976

D460,857 S *	7/2002	Milroy	D2/976
6,455,128 B1 *	9/2002	Moon	428/138
D548,432 S *	8/2007	Martin	D2/946
D550,430 S *	9/2007	Martin, Jr.	D2/946
D554,847 S *	11/2007	Schmelzer et al.	D2/976
D556,441 S *	12/2007	Athouriste	D2/976
D557,483 S *	12/2007	Young et al.	D2/946
2008/0086917 A1 *	4/2008	Carrillo	36/136

* cited by examiner

Primary Examiner—Prabhakar Deshmukh

Assistant Examiner—Elizabeth J Oswecki

(74) *Attorney, Agent, or Firm*—Thomas & Raring, P.C.

(57) **CLAIM**

The ornamental design for a detachable charm for footwear, as shown and described.

DESCRIPTION

FIG. 1 is a top, front, right side perspective view of a detachable charm for footwear showing my new design;

FIG. 2 is a front view thereof;

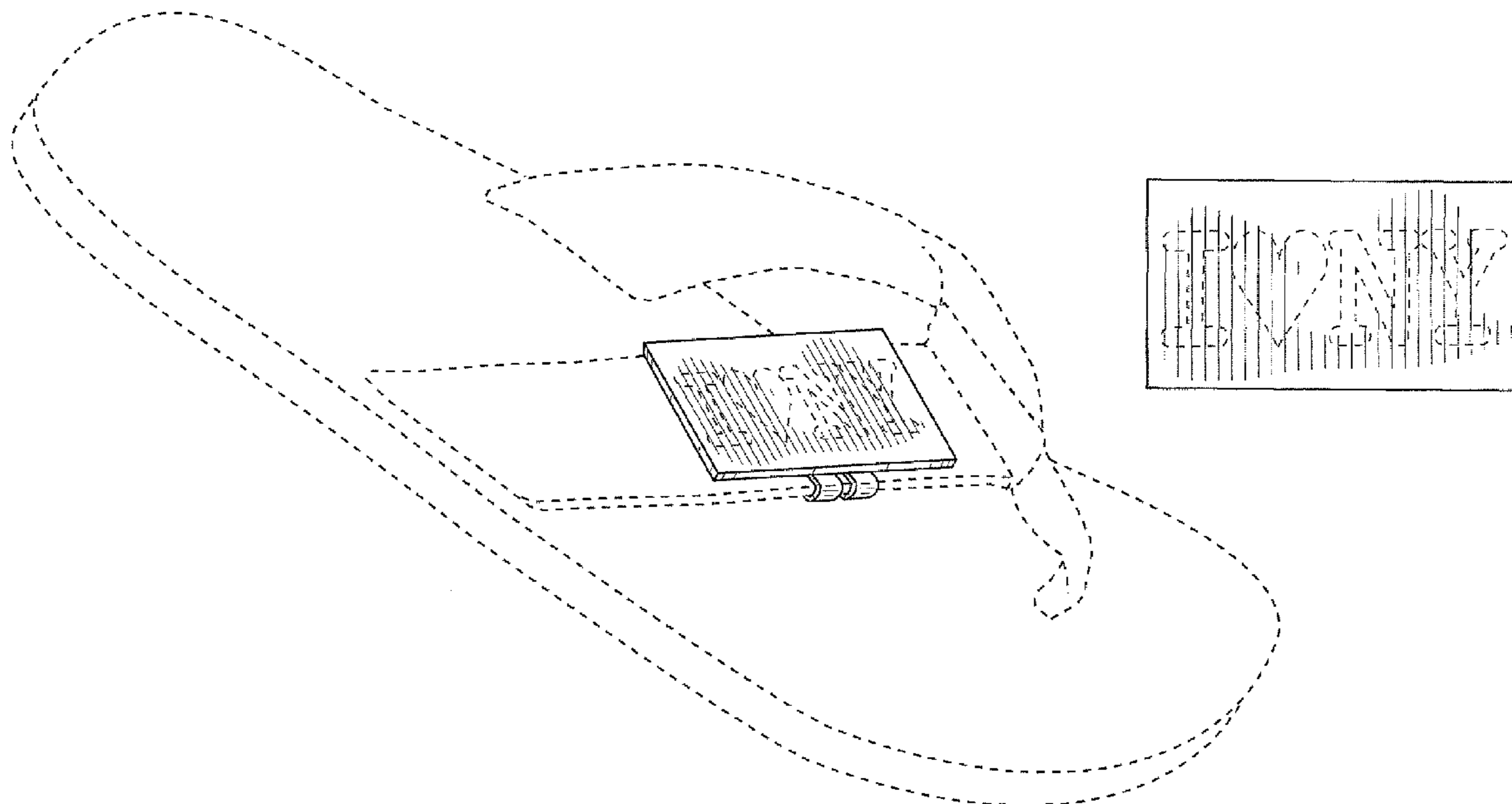
FIG. 3 is a rear view thereof;

FIG. 4 is a right side view thereof, the left side view being identical; and,

FIG. 5 is a top view thereof, the bottom view being identical.

The broken line showing of a logo and sandal in FIGS. 1 and 2 is included for the purpose of illustrating only and forms no part of the claimed design.

1 Claim, 2 Drawing Sheets



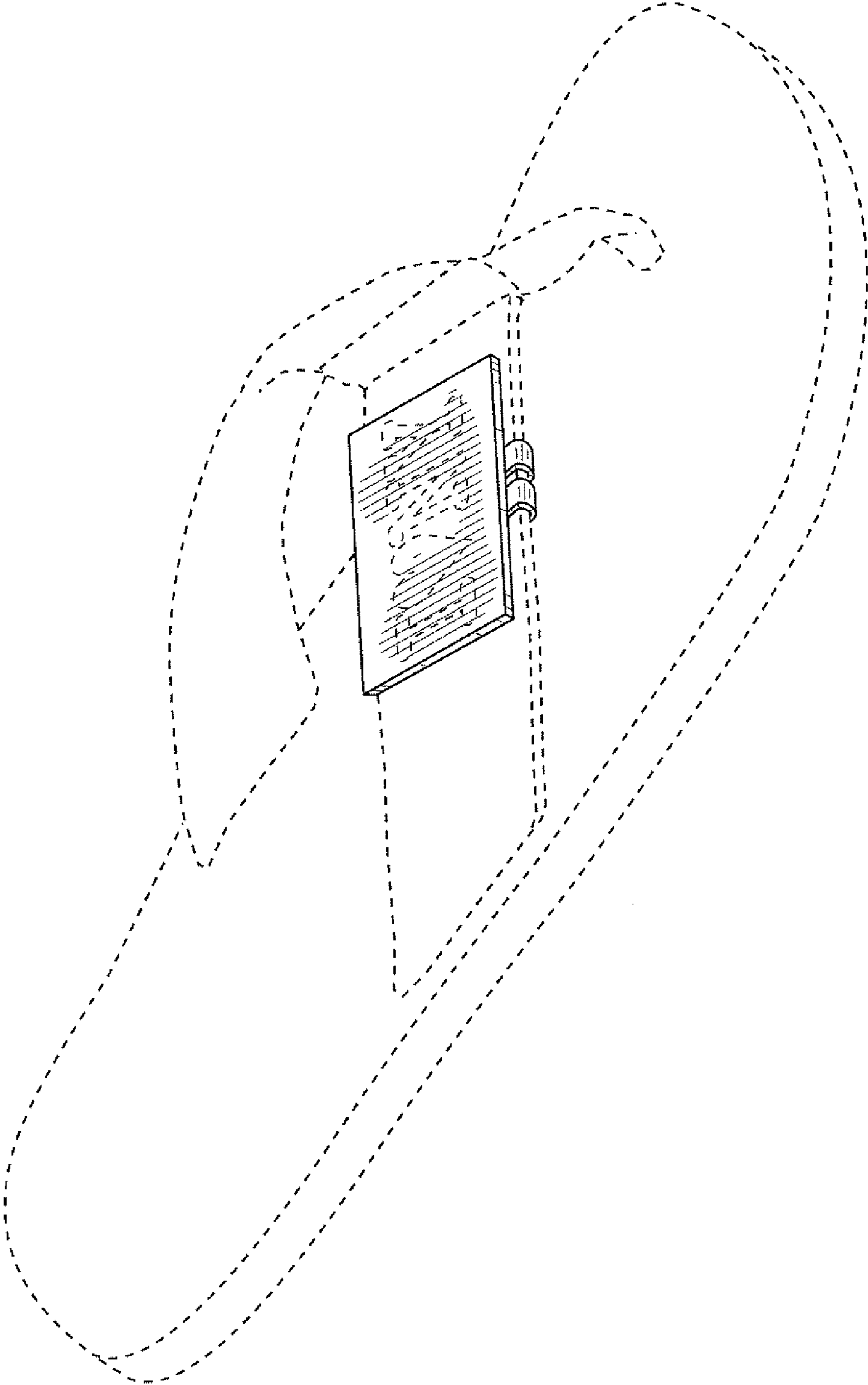


FIG. 1

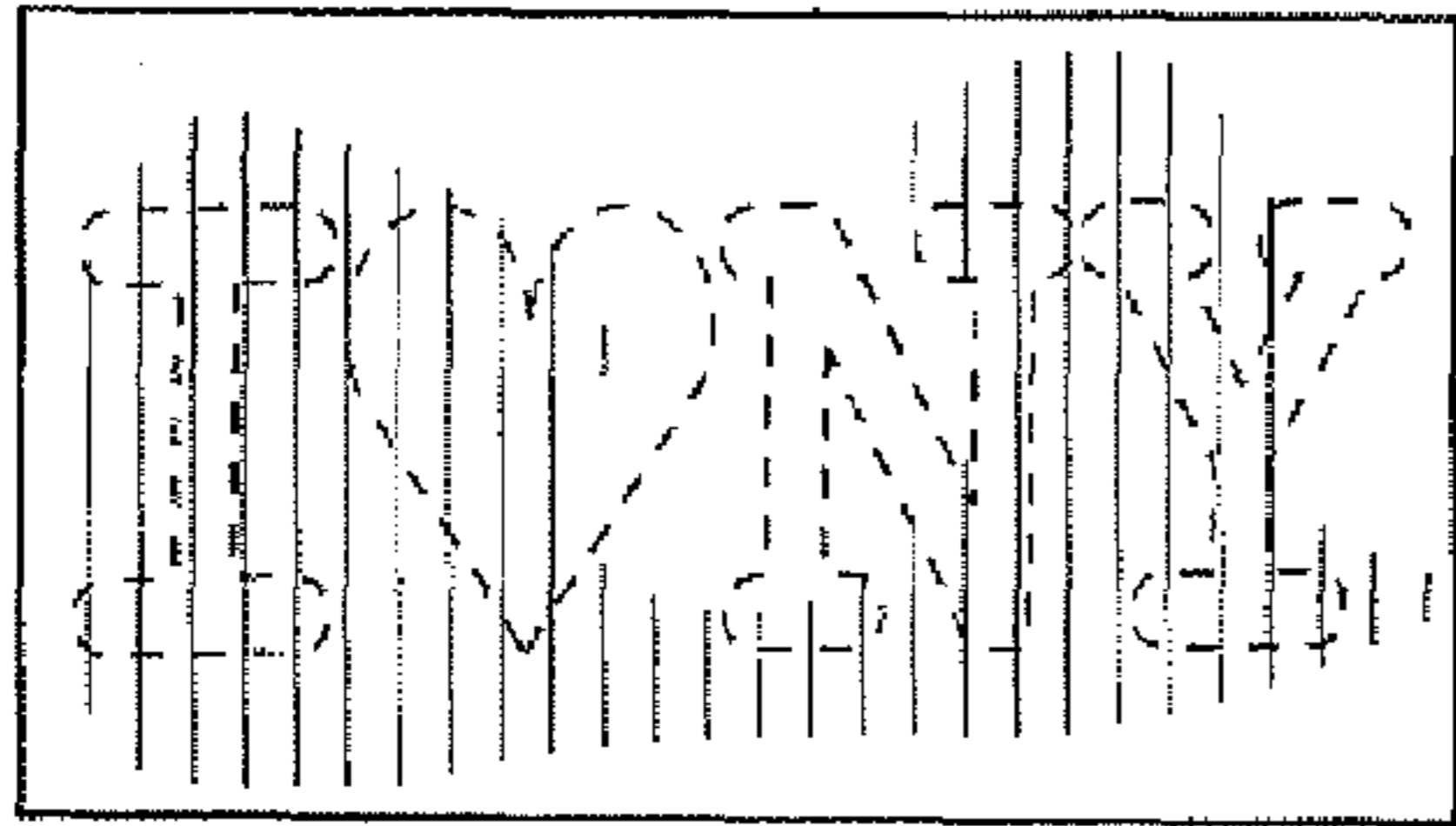


FIG. 2

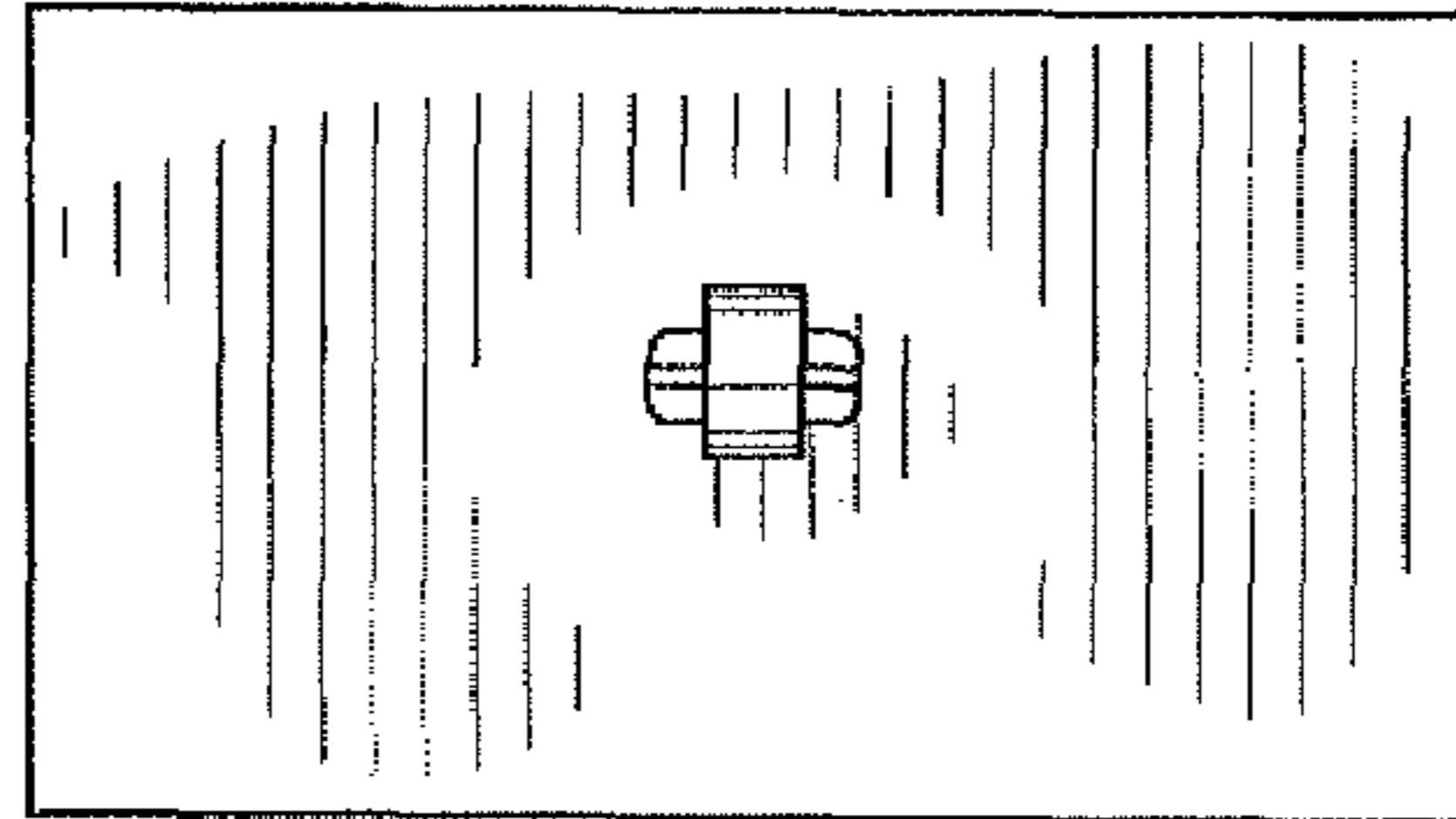


FIG. 3

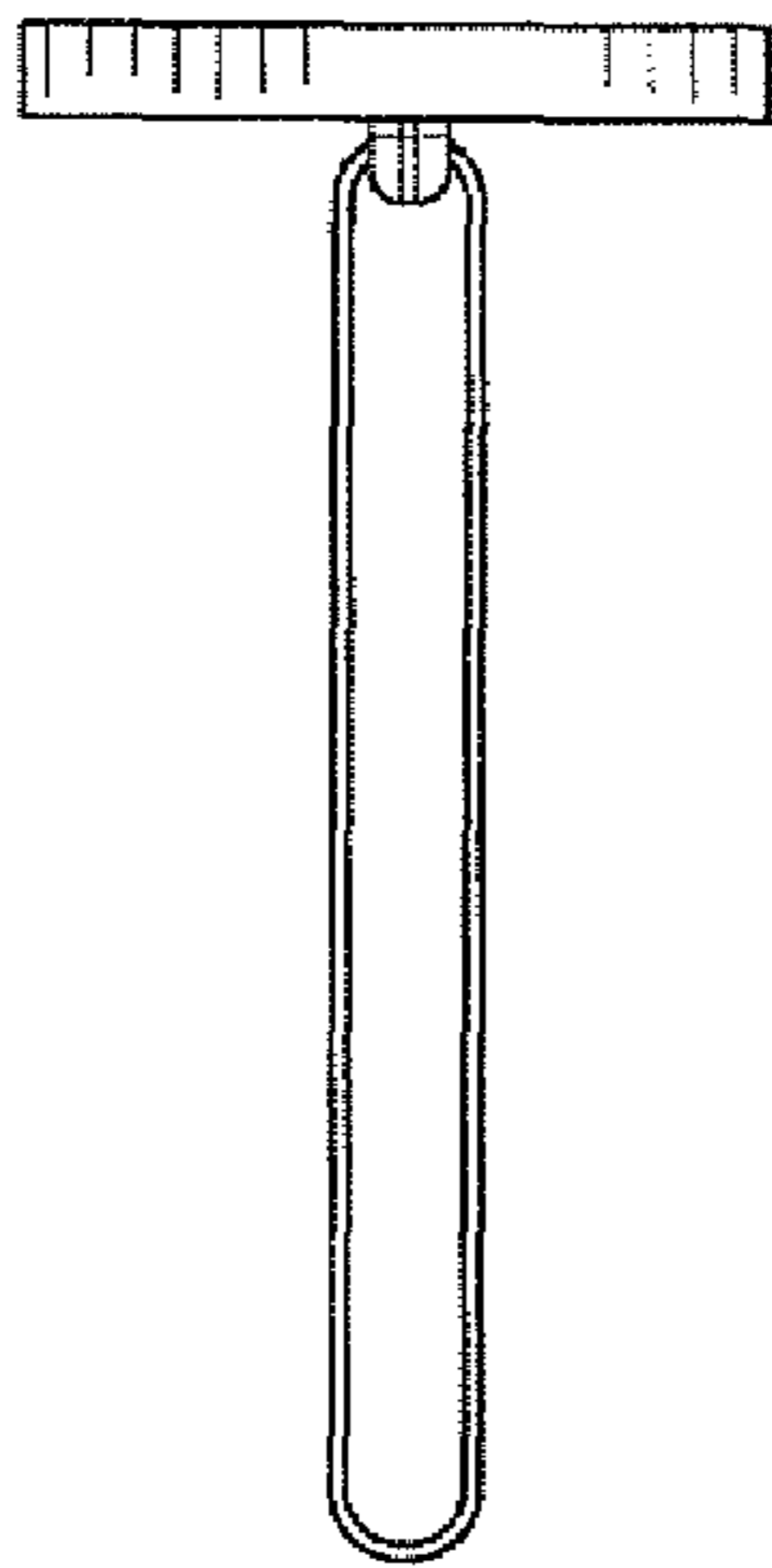


FIG. 4

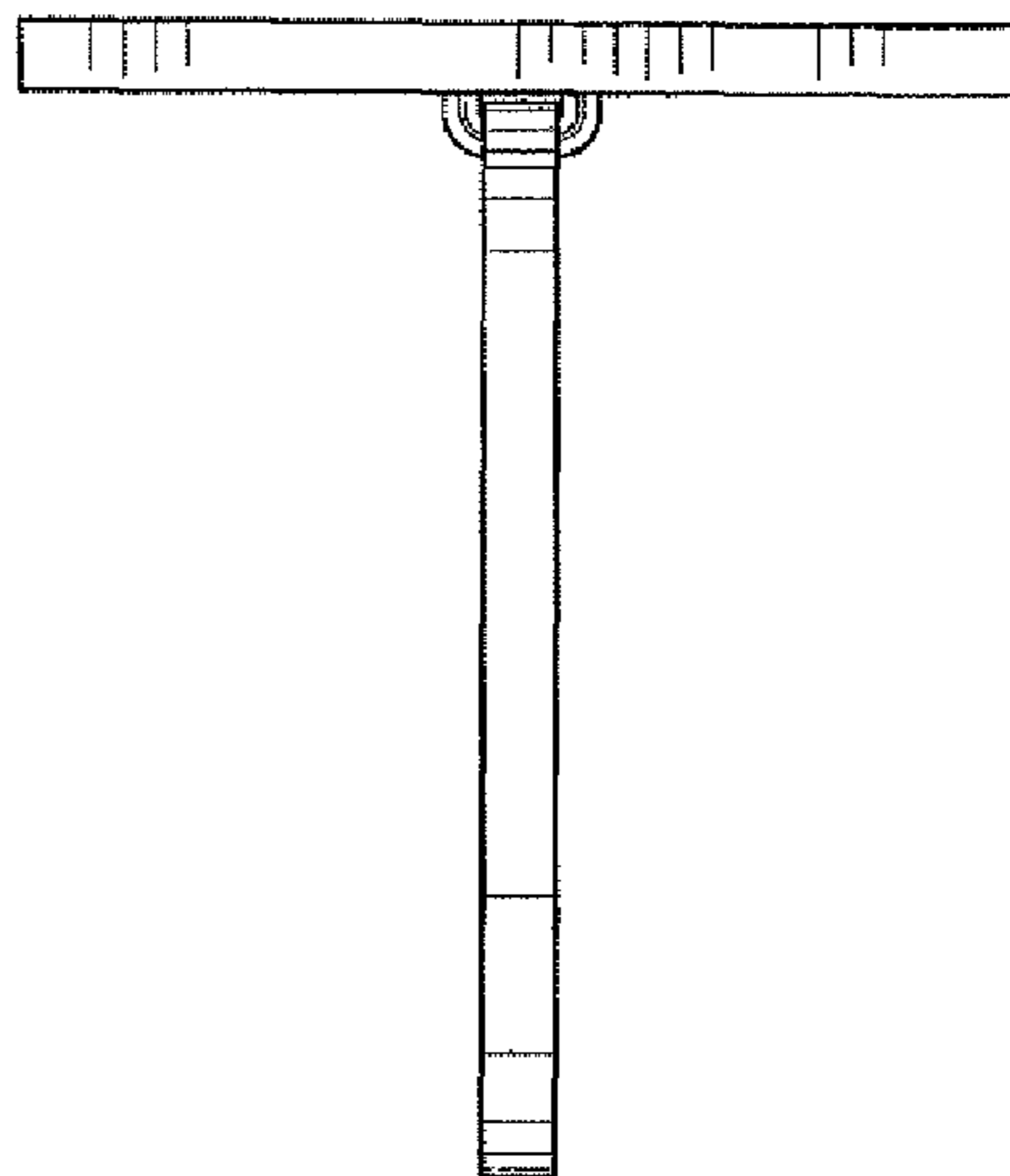


FIG. 5