



US00D579190S

(12) **United States Design Patent**
Belley et al.

(10) **Patent No.:** **US D579,190 S**
(45) **Date of Patent:** **** Oct. 28, 2008**

(54) **FOOTWEAR UPPER**

(75) Inventors: **Manon Belley**, Laval (CA); **Martin W. F. Dean**, St. Albans (GB)

(73) Assignee: **Wolverine World Wide, Inc.**, Rockford, MI (US)

(**) Term: **14 Years**

(21) Appl. No.: **29/293,135**

(22) Filed: **Nov. 7, 2007**

(51) **LOC (8) Cl.** **02-99**

(52) **U.S. Cl.** **D2/970**

(58) **Field of Classification Search** D2/897,
D2/901, 904, 909-912, 946, 970-978; 36/45,
36/50.1, 83, 113, 114, 127, 134, 136, 1.7 R,
36/47.3

See application file for complete search history.

(56) **References Cited**

U.S. PATENT DOCUMENTS

D39,919 S	*	4/1909	Davis	D2/912
D73,597 S	*	10/1927	Blair	D2/911
D166,240 S	*	3/1952	Bodorff	D2/920
D354,164 S	*	1/1995	Werman	D2/970
D368,361 S	*	4/1996	Brooks et al.	D2/970
D368,362 S	*	4/1996	Werman	D2/970
D380,598 S	*	7/1997	Brooks et al.	D2/970
D481,862 S		11/2003	Urie et al.		
D481,863 S		11/2003	Belley et al.		
D482,190 S		11/2003	Belley et al.		
D497,476 S		10/2004	Huard et al.		
D500,583 S		1/2005	Belley et al.		
D501,070 S		1/2005	Belley et al.		
D526,116 S		8/2006	Corbi Rico		
D533,985 S		12/2006	Belley et al.		
D539,023 S		3/2007	Belley et al.		
D539,024 S		3/2007	Belley et al.		

D547,046 S	7/2007	Belley et al.
D550,443 S	9/2007	Belley et al.
D554,341 S	11/2007	Belley et al.
D554,345 S	11/2007	Andersen et al.
D556,996 S	12/2007	Belley et al.

OTHER PUBLICATIONS

Sebago Spring 2008 Catalog, pp. 38, 39 and 55.
Merrell Spring 2008 Catalog, pp. 77 and 95.
Hush Puppies Women's Fall 2007 Catalog, pp. 6 and 14.
Hush Puppies Women's Fall 1997 Catalog, p. 21.

* cited by examiner

Primary Examiner—Stella M. Reid

Assistant Examiner—Rashida C McCoy

(74) *Attorney, Agent, or Firm*—Warner Norcross & Judd LLP

(57) **CLAIM**

The ornamental design for footwear upper, as shown and described.

DESCRIPTION

FIG. 1 is a perspective view of the footwear upper embodying the new design;

FIG. 2 is an enlarged top plan view thereof;

FIG. 3 is reduced right side view thereof;

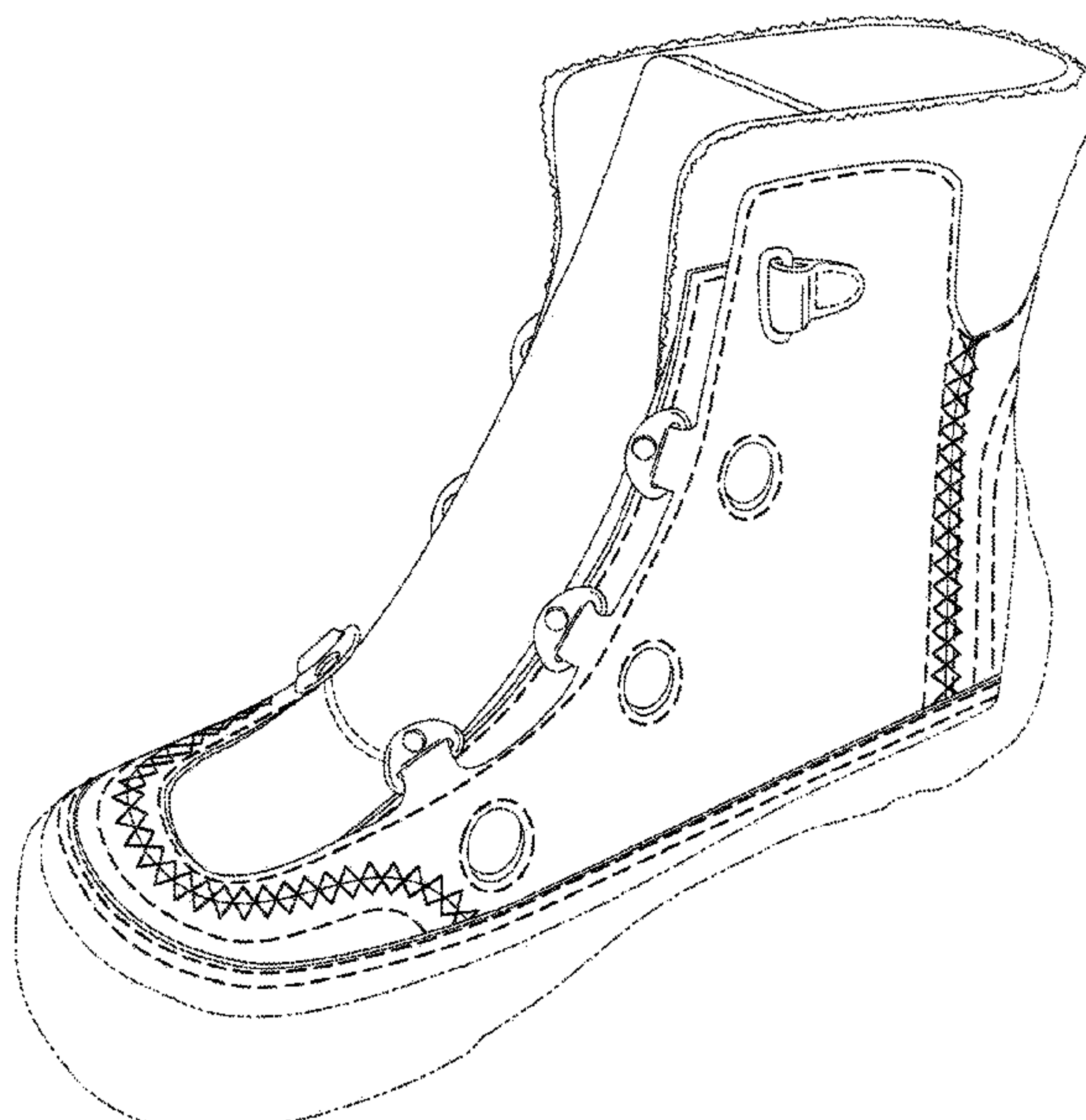
FIG. 4 is reduced left side view thereof;

FIG. 5 is a reduced front view thereof; and,

FIG. 6 is a reduced rear view thereof.

FIGS. 1-6 show features of an article of footwear in phantom lines. These features are shown for environmental purposes and do not form any part of the claimed design. Further, the phantom lines immediately adjacent the solid-line portions of the design form the boundary of the design, with the phantom lines forming no part of the claimed design.

1 Claim, 4 Drawing Sheets



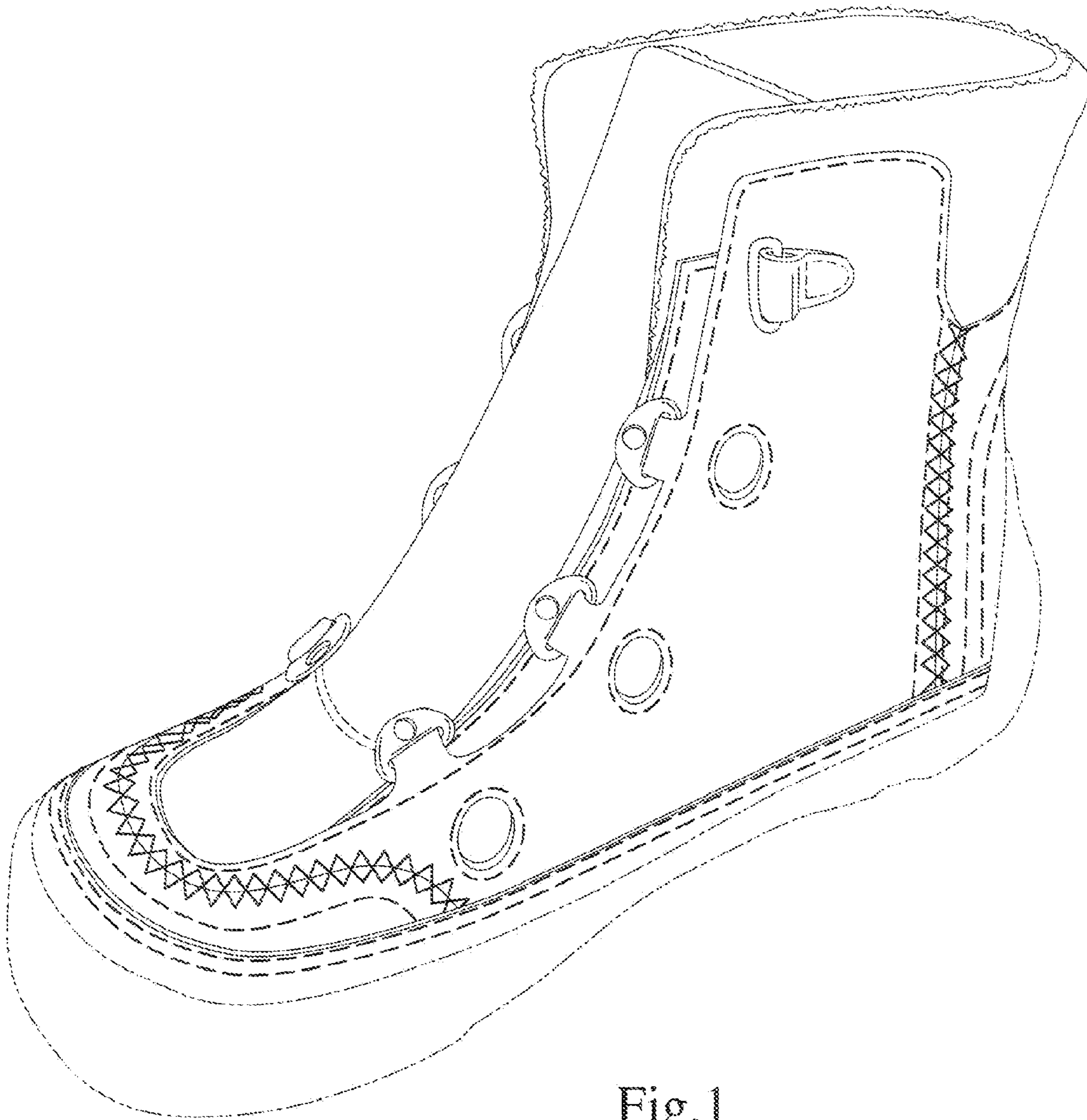


Fig. 1

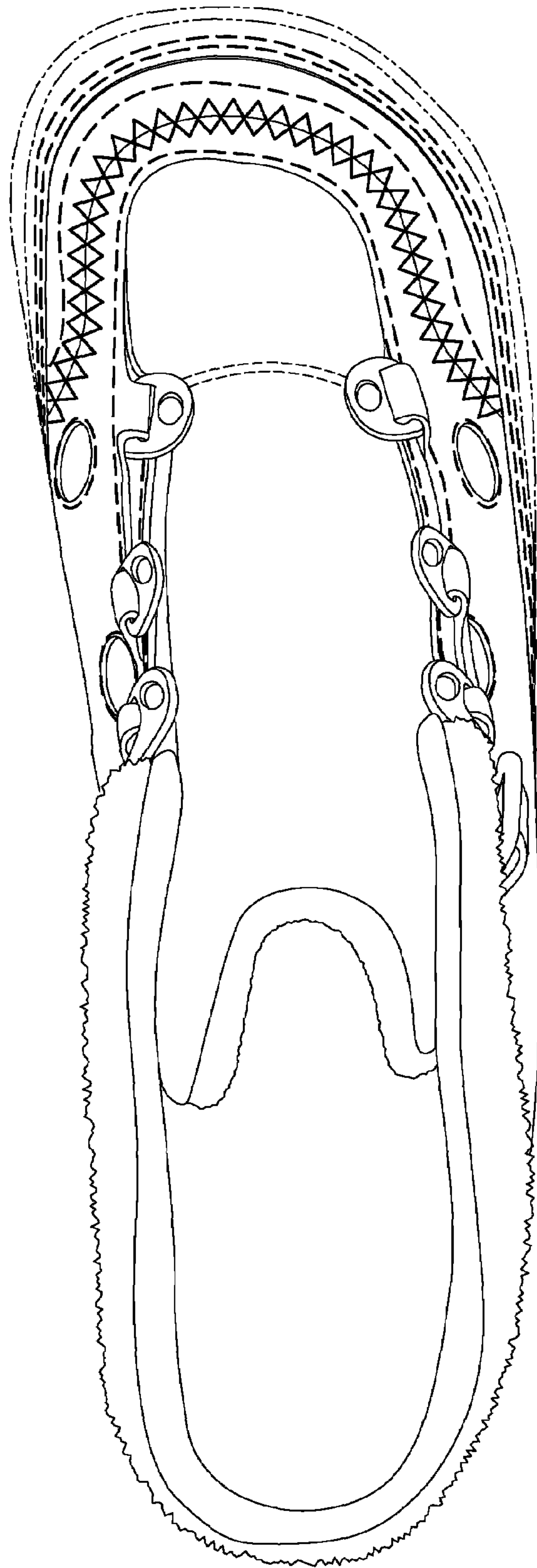


Fig.2

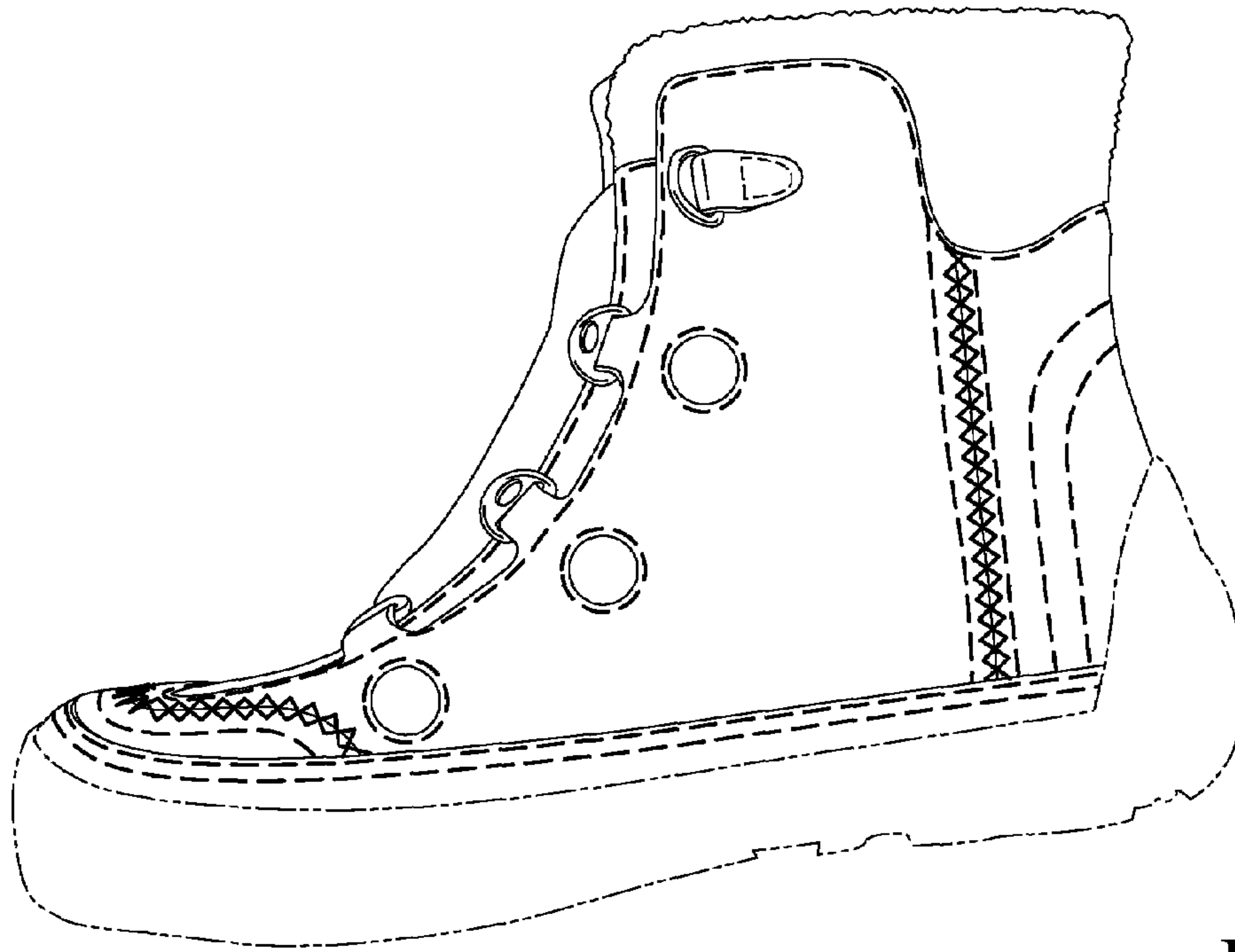


Fig.3

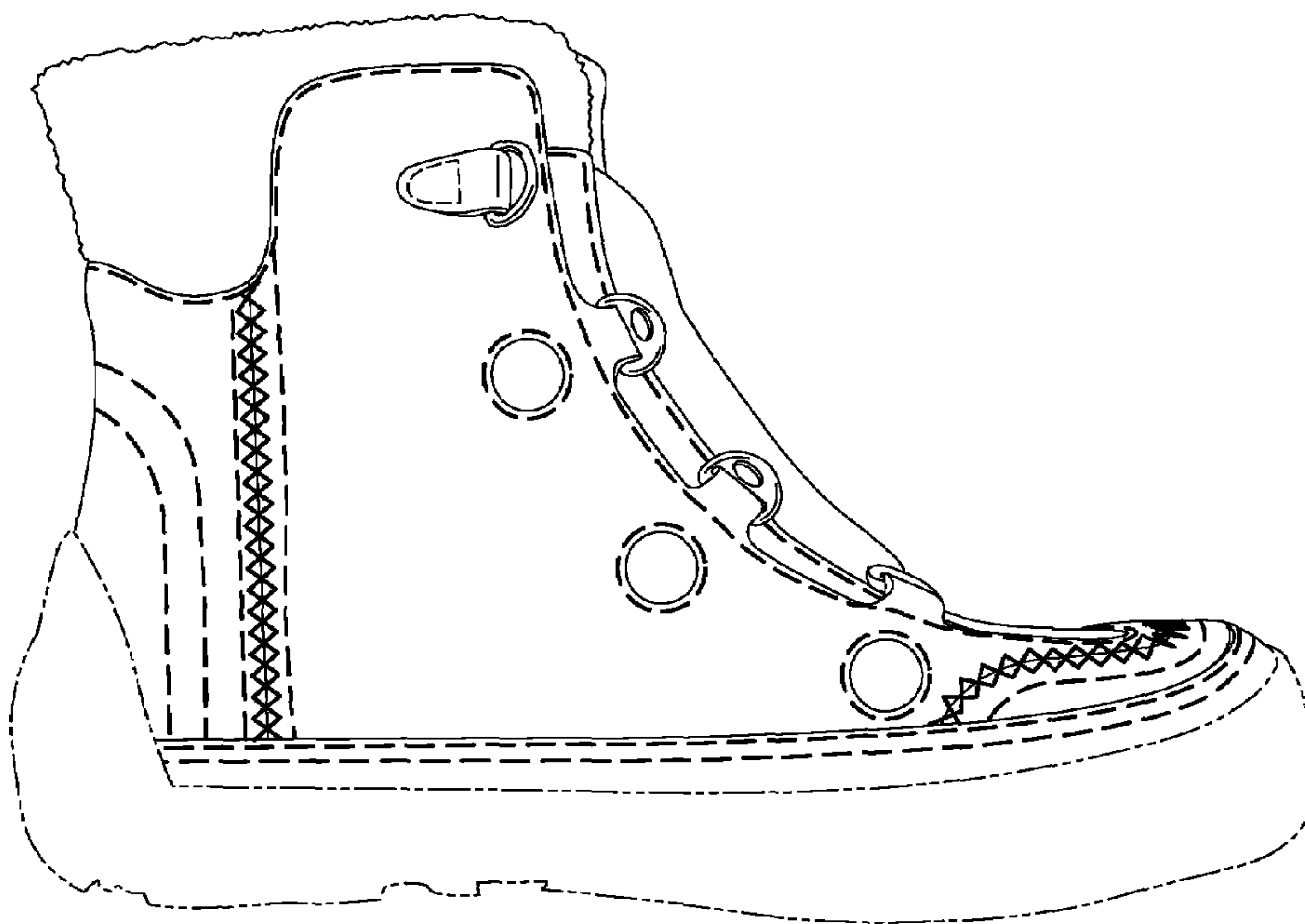


Fig.4

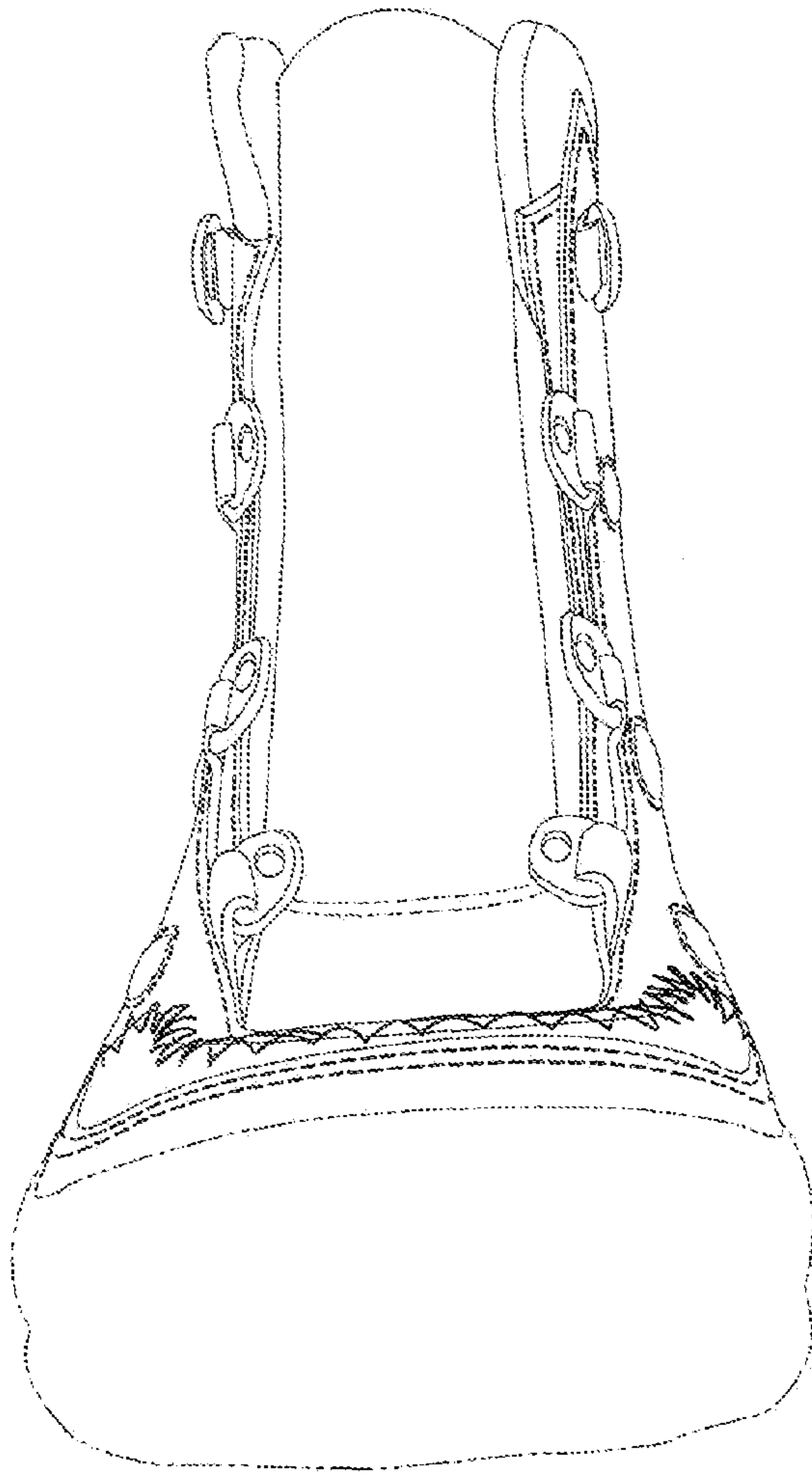


Fig.5

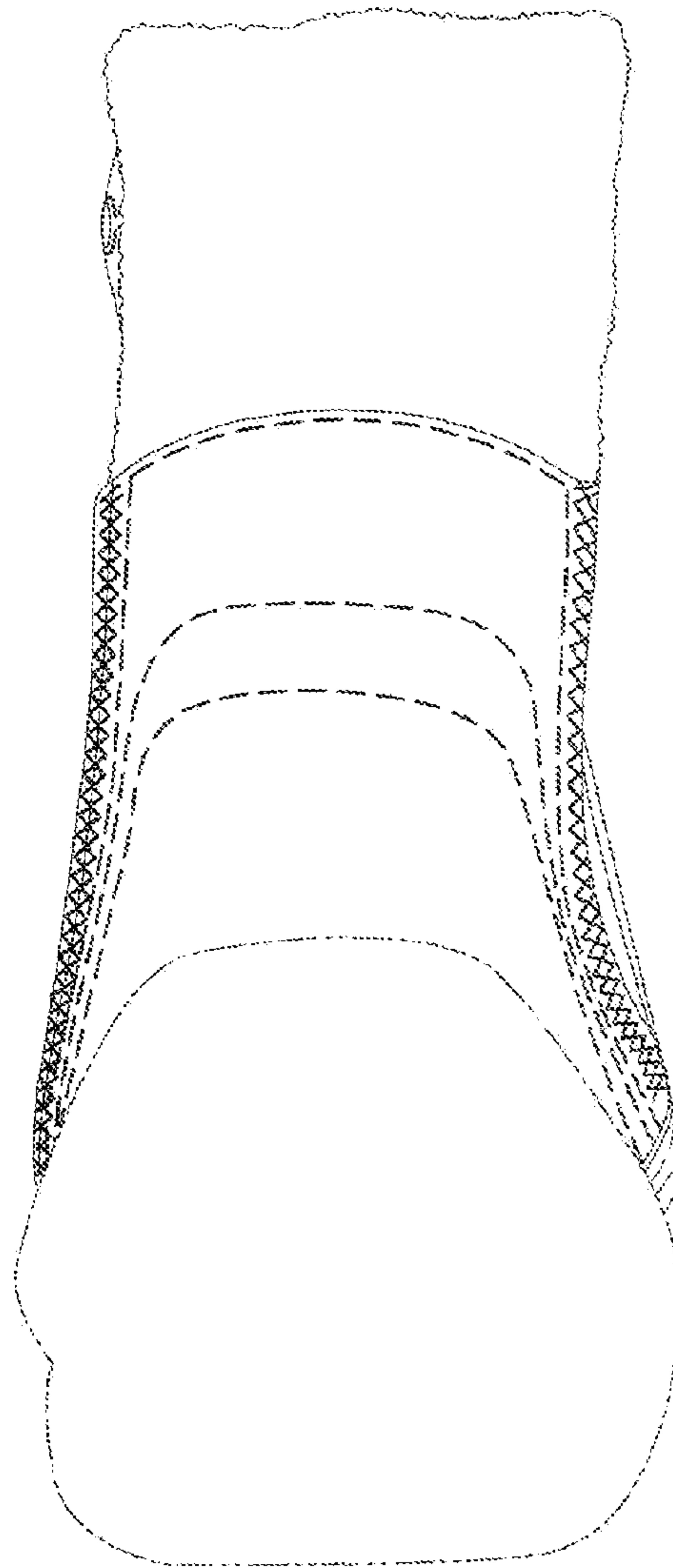


Fig.6