

US00D579189S

(12) **United States Design Patent**
St-Louis

(10) **Patent No.:** **US D579,189 S**
(45) **Date of Patent:** **** Oct. 28, 2008**

(54) **FOOTWEAR UPPER**

(75) Inventor: **Julie St-Louis**, Montreal (CA)

(73) Assignee: **Wolverine World Wide, Inc.**, Rockford,
MI (US)

(**) Term: **14 Years**

(21) Appl. No.: **29/293,080**

(22) Filed: **Nov. 7, 2007**

(51) **LOC (8) Cl.** **02-99**

(52) **U.S. Cl.** **D2/970**

(58) **Field of Classification Search** D2/897,
D2/901, 904, 909–912, 946, 970–978; 36/45,
36/50.1, 83, 113, 114, 126–134, 77 R, 77 M,
36/88

See application file for complete search history.

(56) **References Cited**

U.S. PATENT DOCUMENTS

D355,296 S *	2/1995	Greene	D2/970
D356,209 S *	3/1995	Avar	D2/970
D438,698 S	3/2001	Matis et al.		
D447,620 S	9/2001	Matis et al.		
D447,859 S	9/2001	Matis et al.		
D452,067 S	12/2001	Matis et al.		
D480,545 S	10/2003	Matis et al.		
D480,551 S	10/2003	Matis et al.		
D486,627 S	2/2004	Rogers et al.		
D503,268 S	3/2005	Belley et al.		
D504,559 S *	5/2005	Matis et al.	D2/969
D504,762 S	5/2005	Matis et al.		
D504,763 S	5/2005	Matis et al.		
D511,883 S	11/2005	Matis		

D524,019 S *	7/2006	Matis et al.	D2/970
D532,588 S	11/2006	Matis et al.		
D532,591 S *	11/2006	Matis et al.	D2/970
D533,987 S	12/2006	Matis et al.		

OTHER PUBLICATIONS

Merrell Fall 2007 Catalog, pp. 8, 9 and 20.

* cited by examiner

Primary Examiner—Stella M. Reid

Assistant Examiner—Rashida C McCoy

(74) *Attorney, Agent, or Firm*—Warner Norcross & Judd LLP

(57) **CLAIM**

The ornamental design for footwear upper, as shown and described.

DESCRIPTION

FIG. 1 is a perspective view of the footwear upper embodying the new design;

FIG. 2 is an enlarged top plan view thereof;

FIG. 3 is reduced right side view thereof;


FIG. 4 is reduced left side view thereof;

FIG. 5 is a reduced front view thereof; and,

FIG. 6 is a reduced rear view thereof.

FIGS. 1–6 show features of an article of footwear in phantom lines. These features are shown for environmental purposes and do not form any part of the claimed design. Further, the phantom lines immediately adjacent the solid-line portions of the design form the boundary of the design, with the phantom lines forming no part of the claimed design.

1 Claim, 4 Drawing Sheets






Fig.1

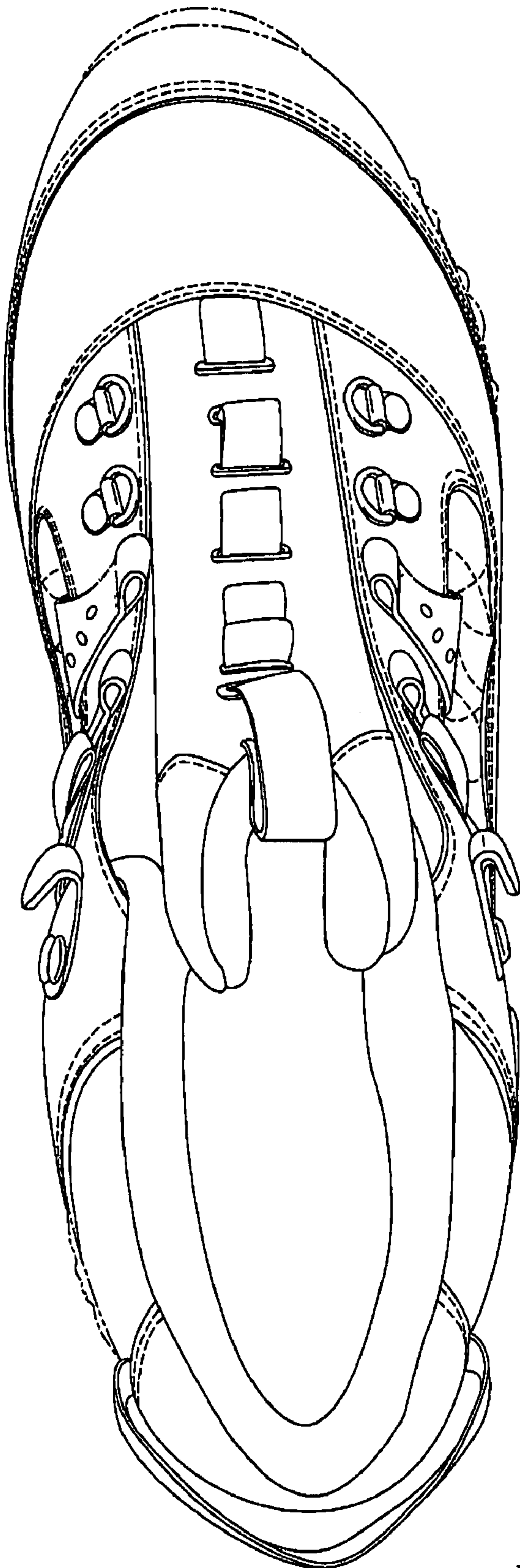


Fig. 2

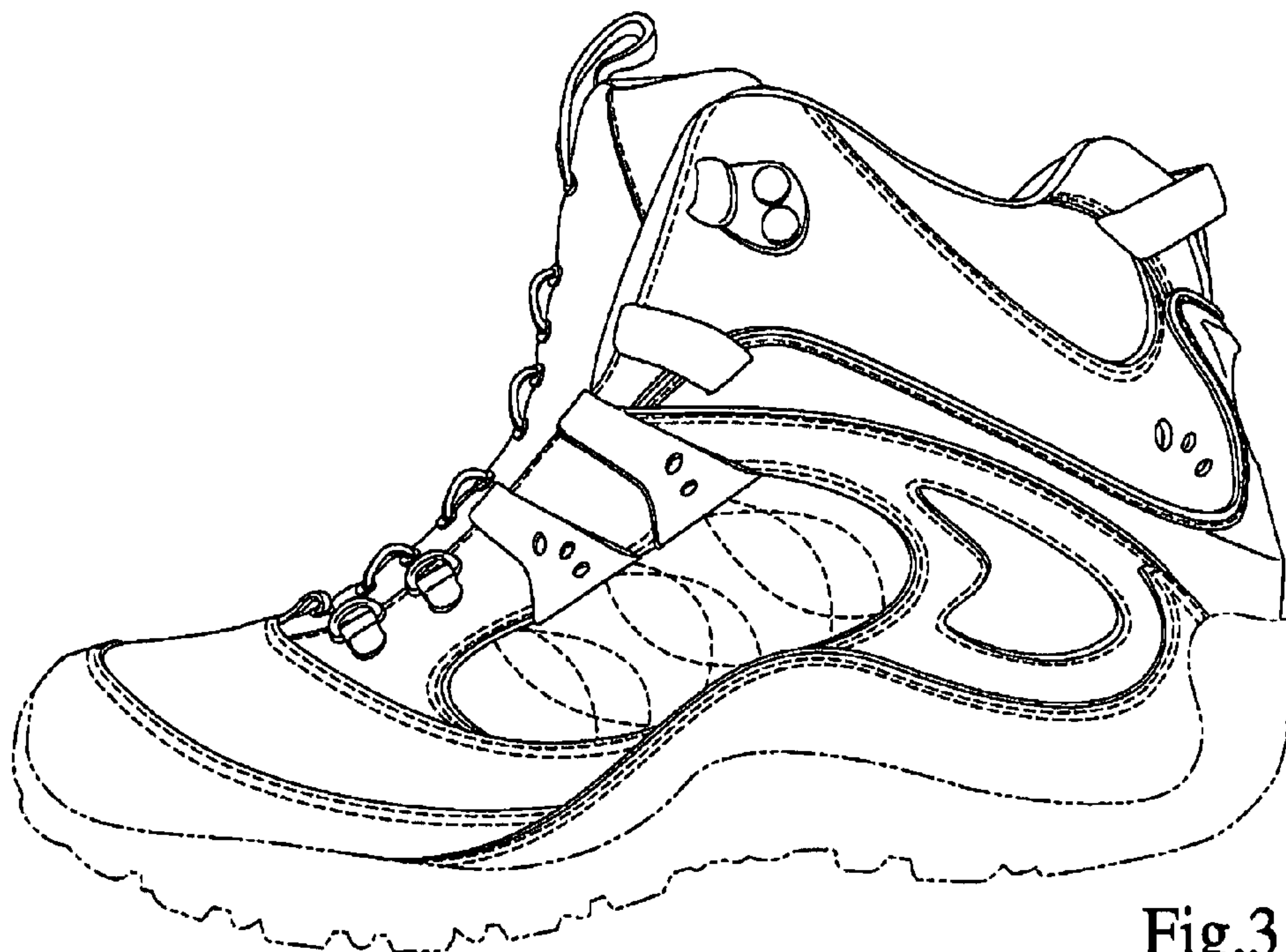


Fig.3




Fig.4

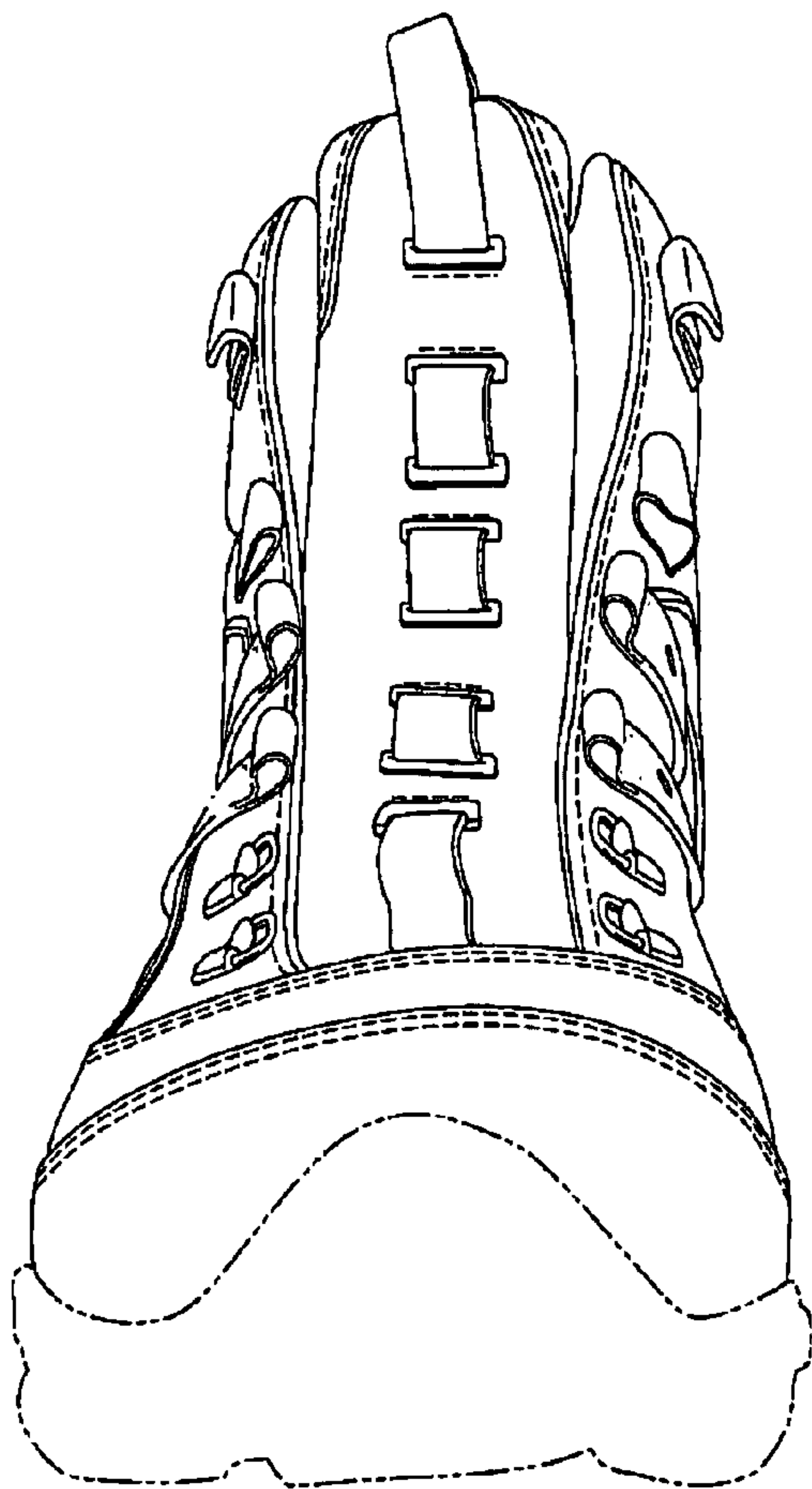


Fig.5

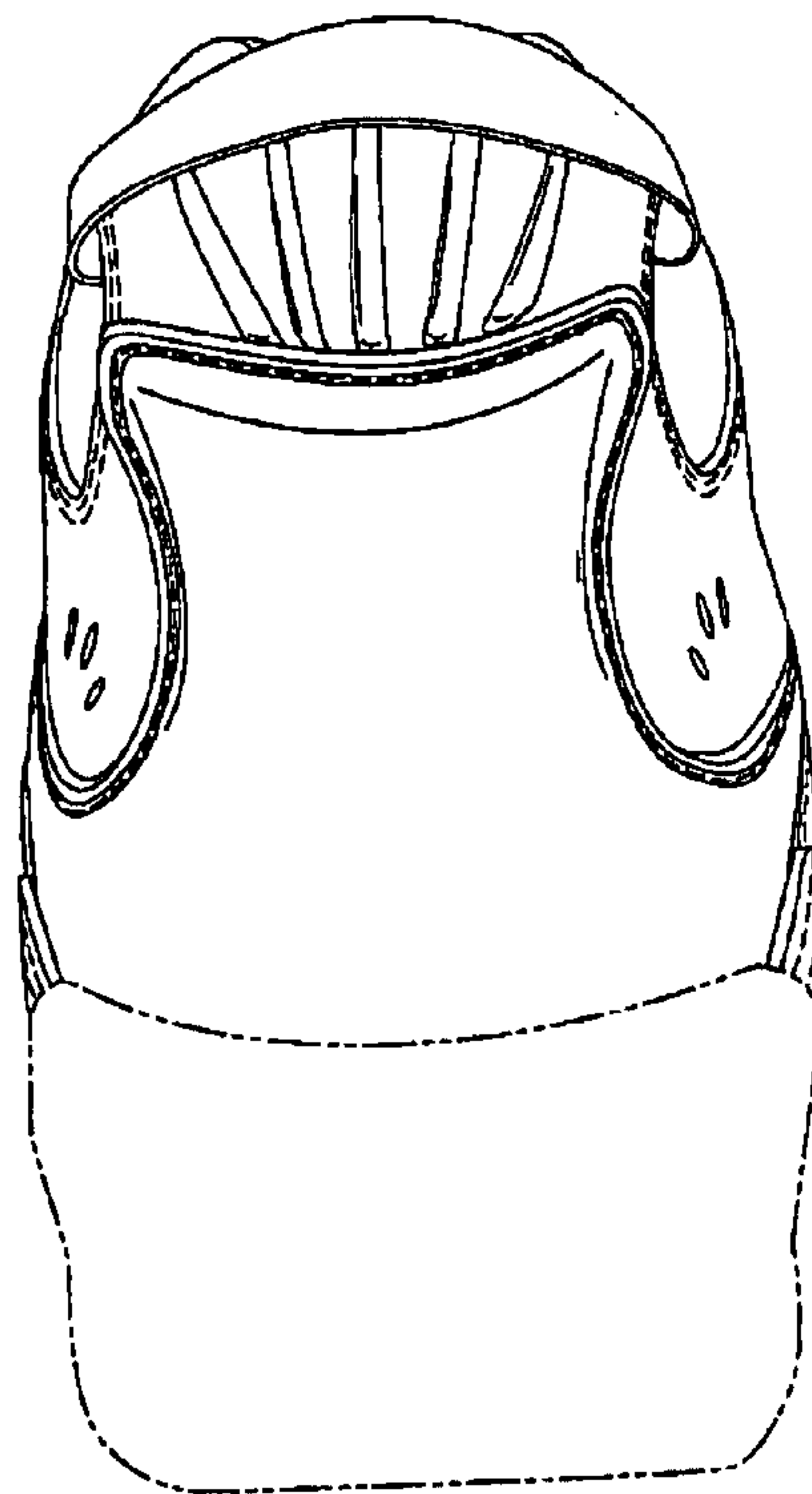


Fig.6