



US00D579176S

(12) **United States Design Patent**  
**Giugliano**

(10) **Patent No.:** **US D579,176 S**

(45) **Date of Patent:** **\*\* Oct. 28, 2008**

(54) **BODY SUIT**

D452,986 S \* 1/2002 Kim ..... D2/704  
D458,006 S \* 6/2002 Kim ..... D2/704

(76) Inventor: **Gilfroia Giugliano**, 1 Giugliano Ter.,  
Lynnfield, MA (US) 01940

\* cited by examiner

(\*\*) Term: **14 Years**

*Primary Examiner*—Ian Simmons

*Assistant Examiner*—Anna J Burmeister

(21) Appl. No.: **29/275,398**

(74) *Attorney, Agent, or Firm*—Antoinette G Giugliano PC

(22) Filed: **Dec. 22, 2006**

(57) **CLAIM**

(51) **LOC (8) Cl.** ..... **02-01**

The ornamental design for a body suit, as shown and described.

(52) **U.S. Cl.** ..... **D2/702**

(58) **Field of Classification Search** ..... D2/700–705,  
D2/714, 723, 731; 450/3–7, 22  
See application file for complete search history.

**DESCRIPTION**

FIG. 1 is a front perspective view of a body suit, showing my new design, shown in use;

(56) **References Cited**

FIG. 2 is a front elevational view thereof;

U.S. PATENT DOCUMENTS

FIG. 3 is a rear elevational view thereof;

- 2,120,173 A \* 6/1938 Cohen ..... 2/67
- 2,637,849 A \* 5/1953 Nelson ..... 2/460
- D194,867 S \* 3/1963 Laguzzi ..... D2/703
- 3,134,994 A \* 6/1964 Christofferson ..... 441/102
- D238,623 S \* 2/1976 Cascio ..... D2/703
- D238,982 S \* 3/1976 Cascio ..... D2/703
- 5,478,278 A \* 12/1995 Greenblatt ..... 450/32
- D452,985 S \* 1/2002 Kim ..... D2/704

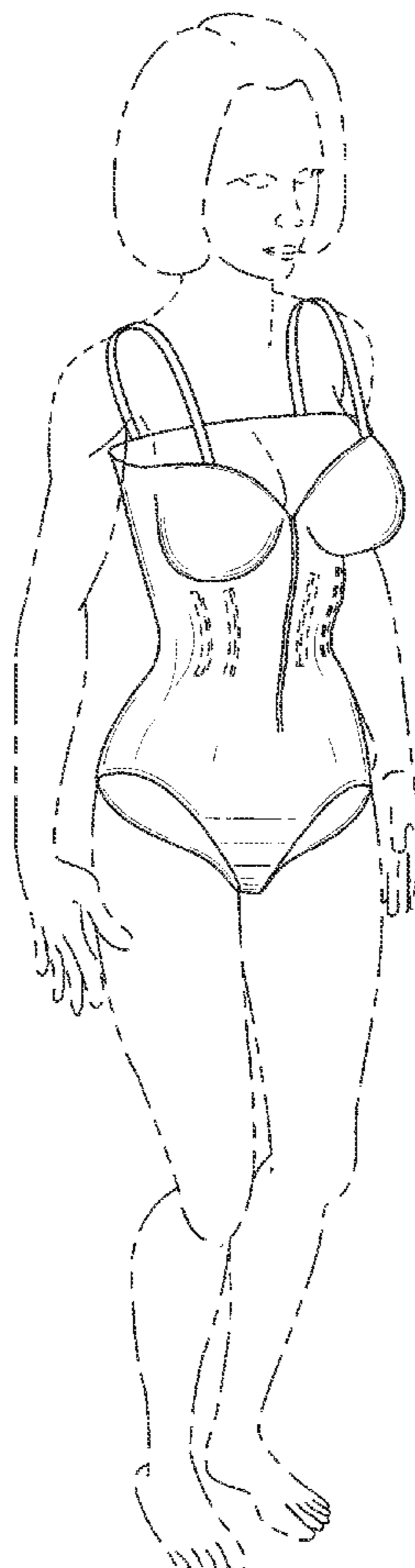
FIG. 4 is a side elevational view thereof;

FIG. 5 is a top plan view thereof; and,

FIG. 6 is a bottom plan view thereof.

The broken line shown in the drawings view are for illustrative purposes only and forms no part of the claimed design.

**1 Claim, 1 Drawing Sheet**



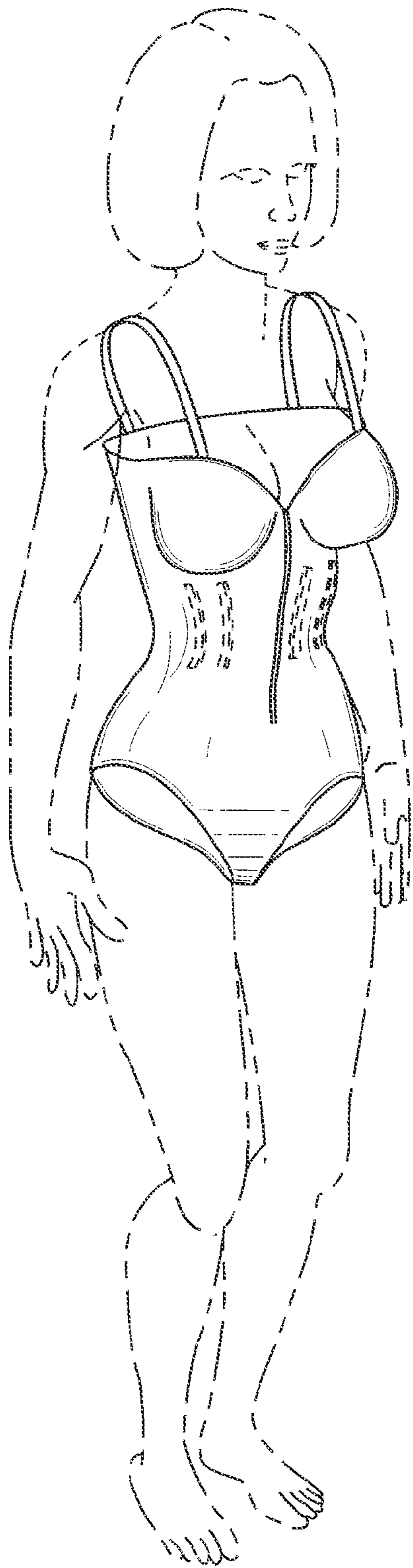


FIG. 1

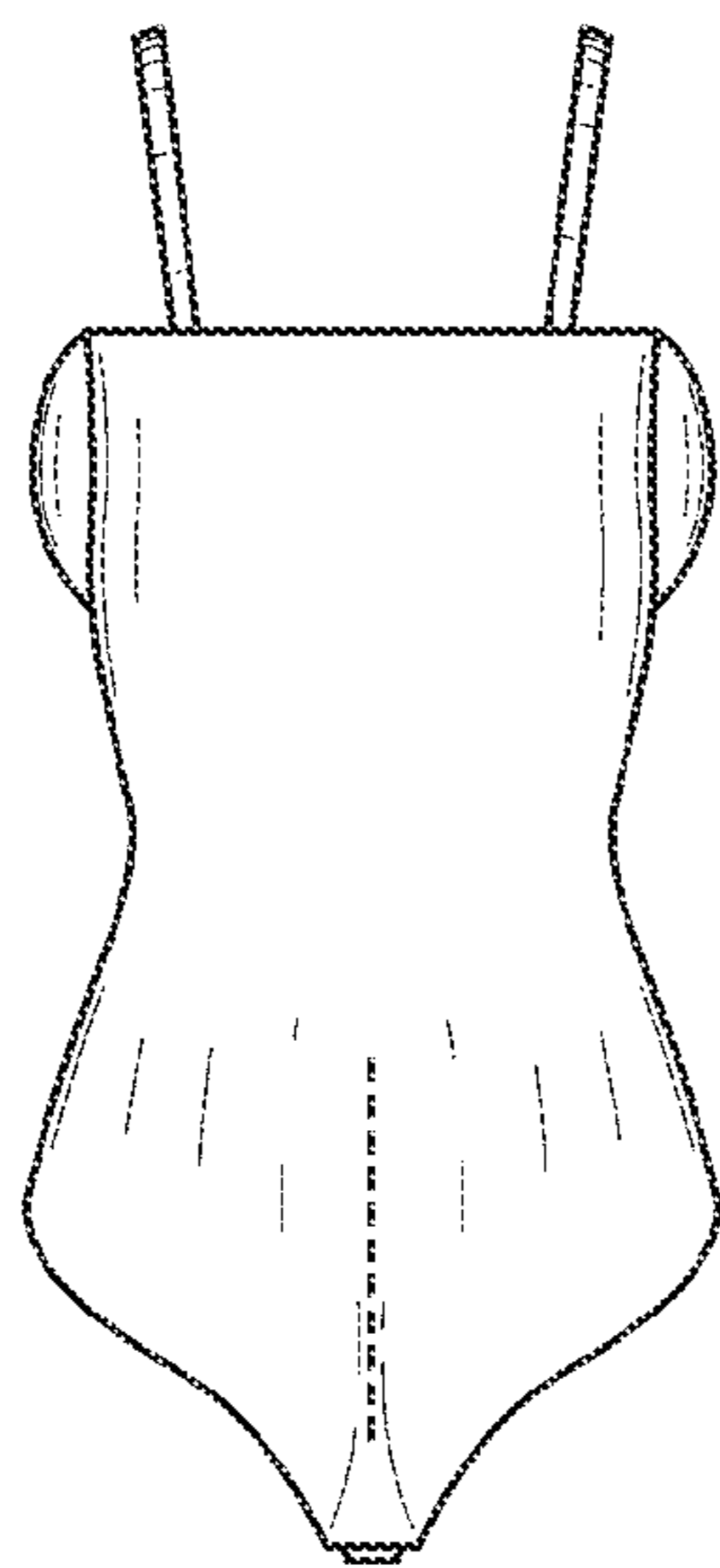


FIG. 3




FIG. 5

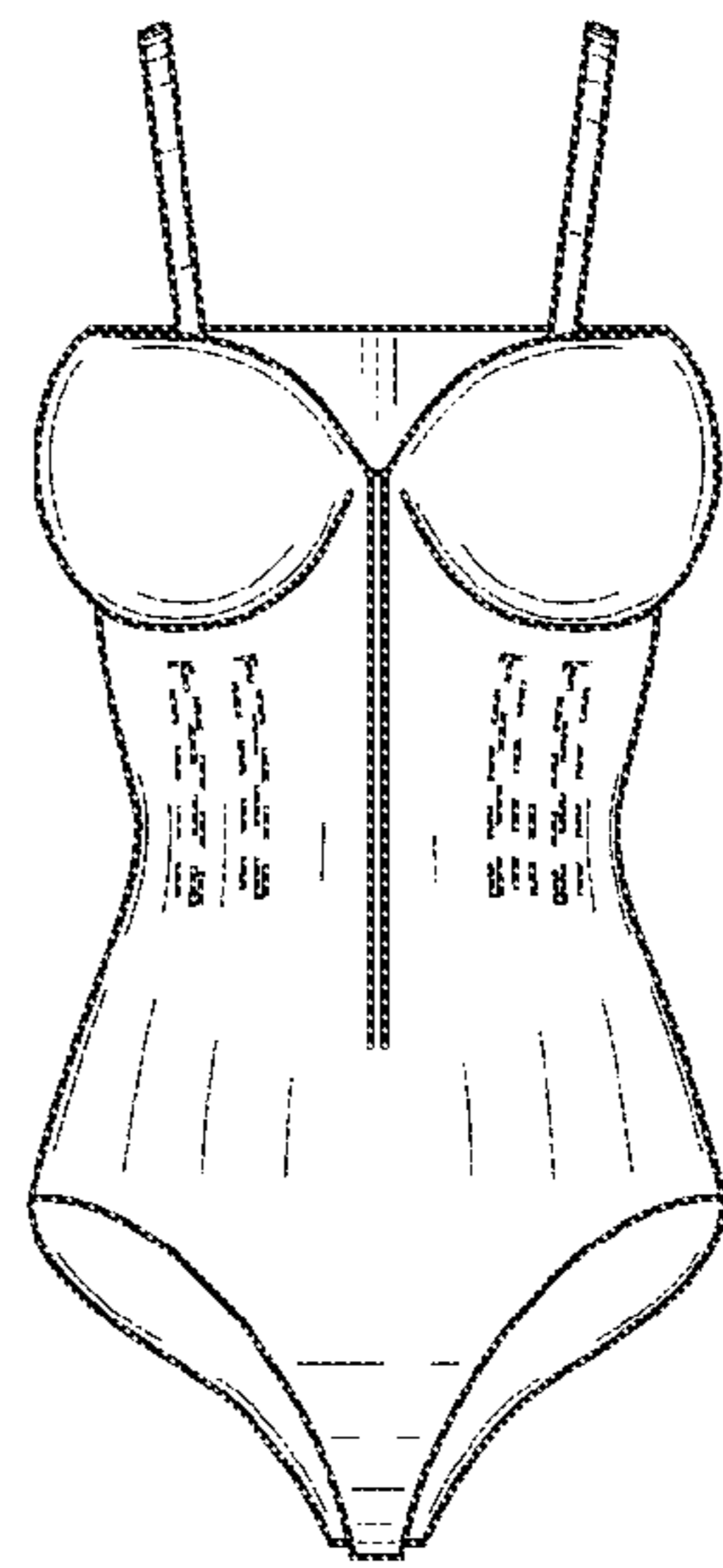


FIG. 2

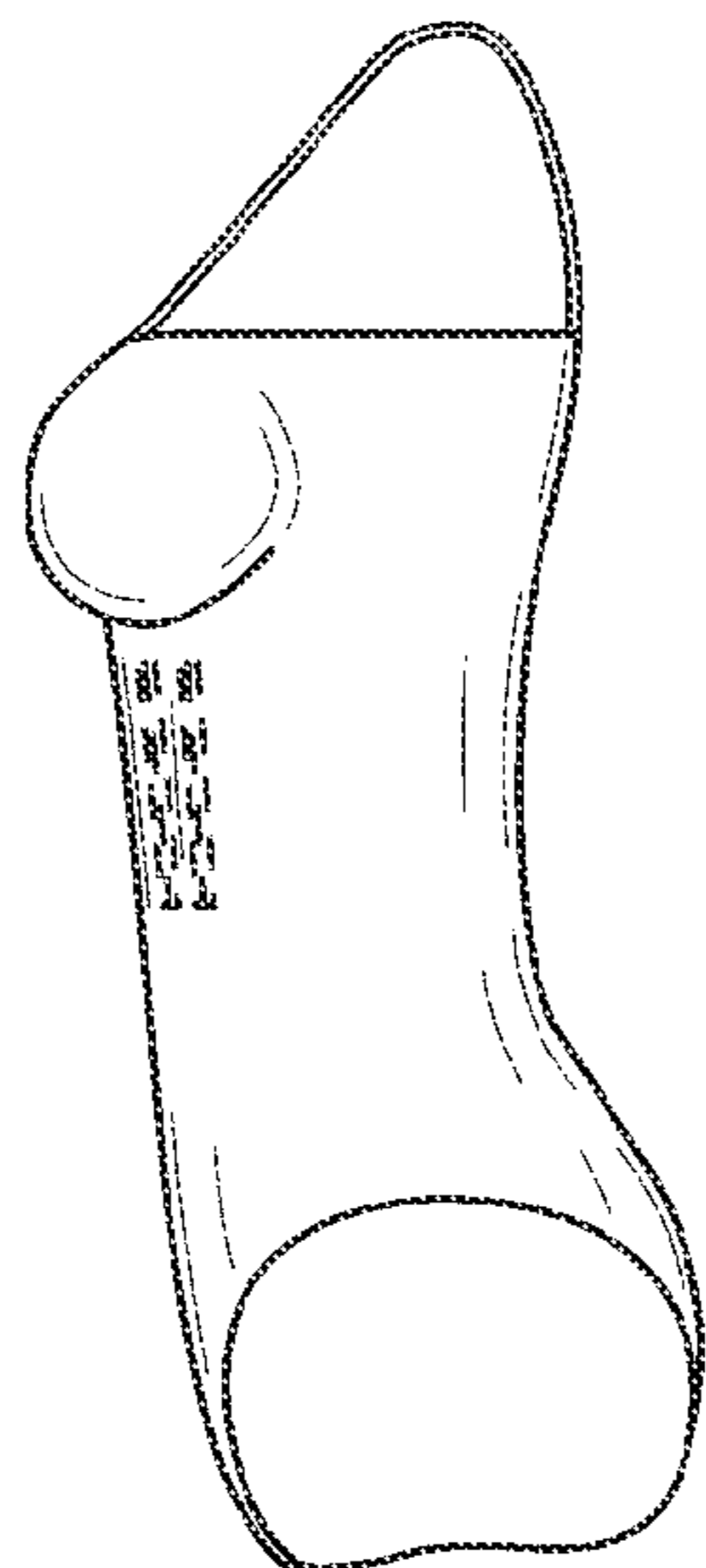


FIG. 4




FIG. 6