



US00D579163S

(12) **United States Design Patent**
Schablinger

(10) **Patent No.:** **US D579,163 S**

(45) **Date of Patent:** **** Oct. 21, 2008**

(54) **PERFORATED BALL DISPENSER FOR USE
IN WASHING MACHINES**

(75) **Inventor:** **Bernhard Schablinger**, Schwanenstadt
(AT)

(73) **Assignee:** **Smart Fiber AG**, Rudostadt (DE)

(**) **Term:** **14 Years**

(21) **Appl. No.:** **29/283,940**

(22) **Filed:** **Aug. 28, 2007**

(30) **Foreign Application Priority Data**

Feb. 28, 2007 (EM) 000679576

(51) **LOC (8) Cl.** **15-05**

(52) **U.S. Cl.** **D32/29.1**

(58) **Field of Classification Search** D32/1,
D32/29.1, 30, 25, 35; 222/52, 90; 134/93;
68/17 A, 17 R, 207; D23/207-209, 355,
D23/366-367, 369

See application file for complete search history.

(56) **References Cited**

U.S. PATENT DOCUMENTS

1,313,582 A * 8/1919 Cowan 99/323
D235,870 S * 7/1975 Sheehan D23/209
4,014,105 A * 3/1977 Furgal et al. 34/389
4,532,722 A * 8/1985 Sax 34/60

D321,319 S * 11/1991 Giuseppe D9/519
D384,451 S * 9/1997 Leu D32/29.1
5,768,917 A * 6/1998 Freida 68/17 R
6,032,495 A * 3/2000 Leu 68/17 R
6,174,577 B1 * 1/2001 Vitorino 428/36.5
D498,636 S * 11/2004 Kuo D6/601
D536,081 S * 1/2007 Steinel D23/366

* cited by examiner

Primary Examiner—Louis S Zarfaz

Assistant Examiner—Kathleen M Sims

(74) *Attorney, Agent, or Firm*—Edell, Shapiro & Finnan,
LLC

(57) **CLAIM**

The ornamental design for a perforated ball dispenser for use
in washing machines, as shown and described.

DESCRIPTION

FIG. 1 is a top perspective view of the perforated ball dis-
penser for use in washing machines showing my new design;


FIG. 2 is a left side elevation view thereof, the right side view
being a mirror image;

FIG. 3 is a front elevation view thereof, the opposite side
being a mirror image;

FIG. 4 is a top plan view thereof; and,

FIG. 5 is a bottom plan view thereof.

1 Claim, 1 Drawing Sheet






FIG. 1

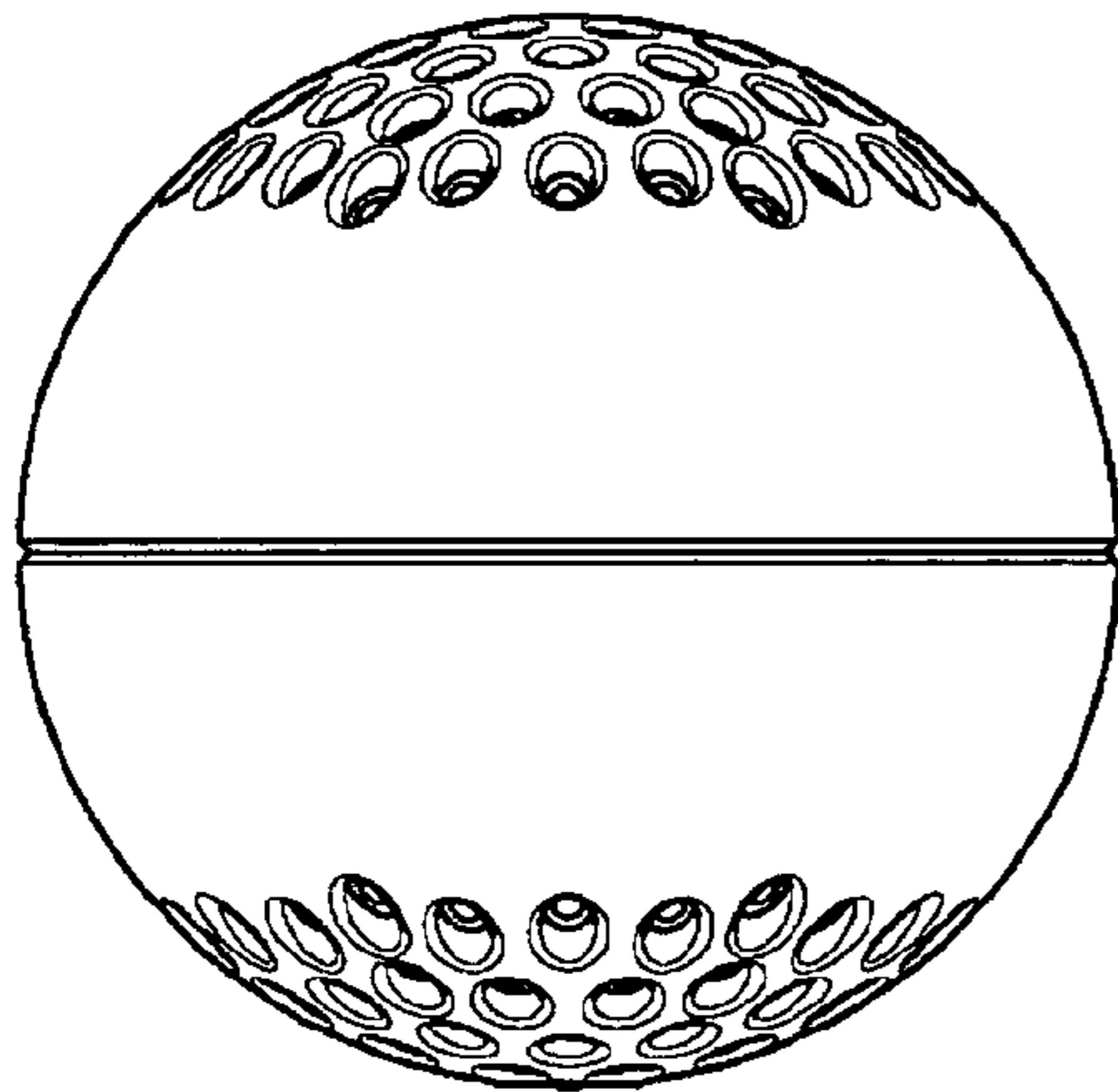


FIG. 2

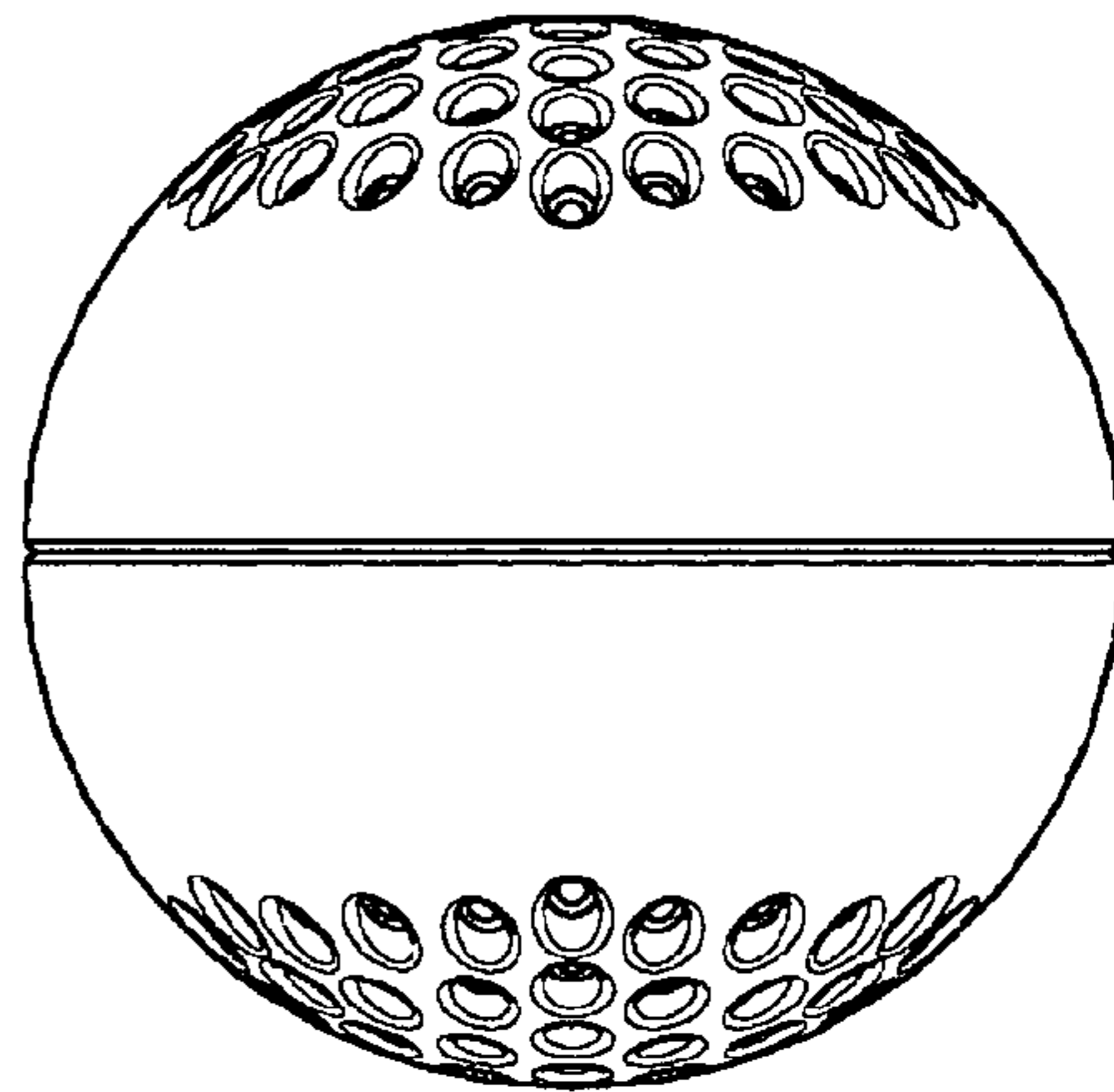


FIG. 3

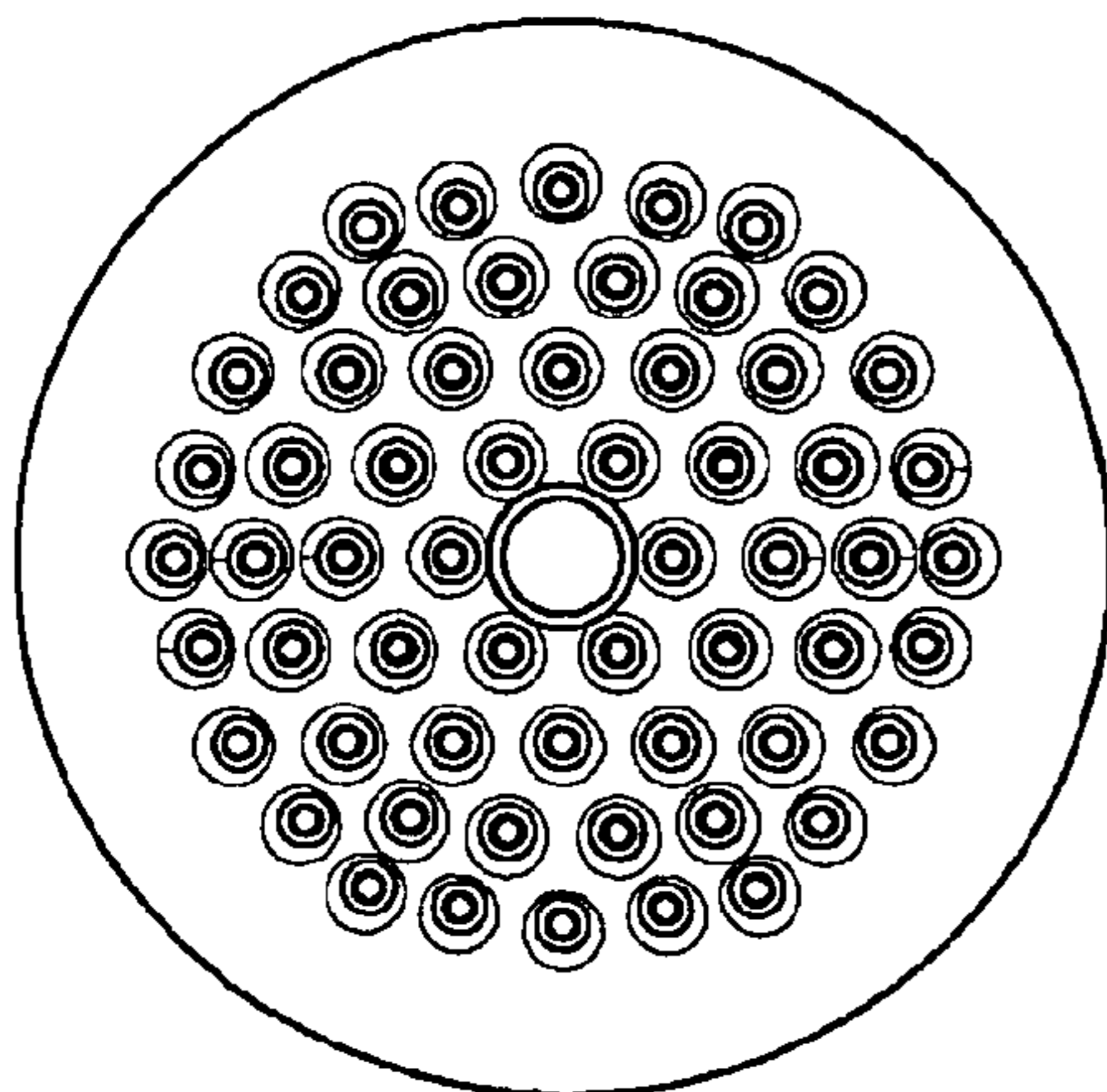


FIG. 4

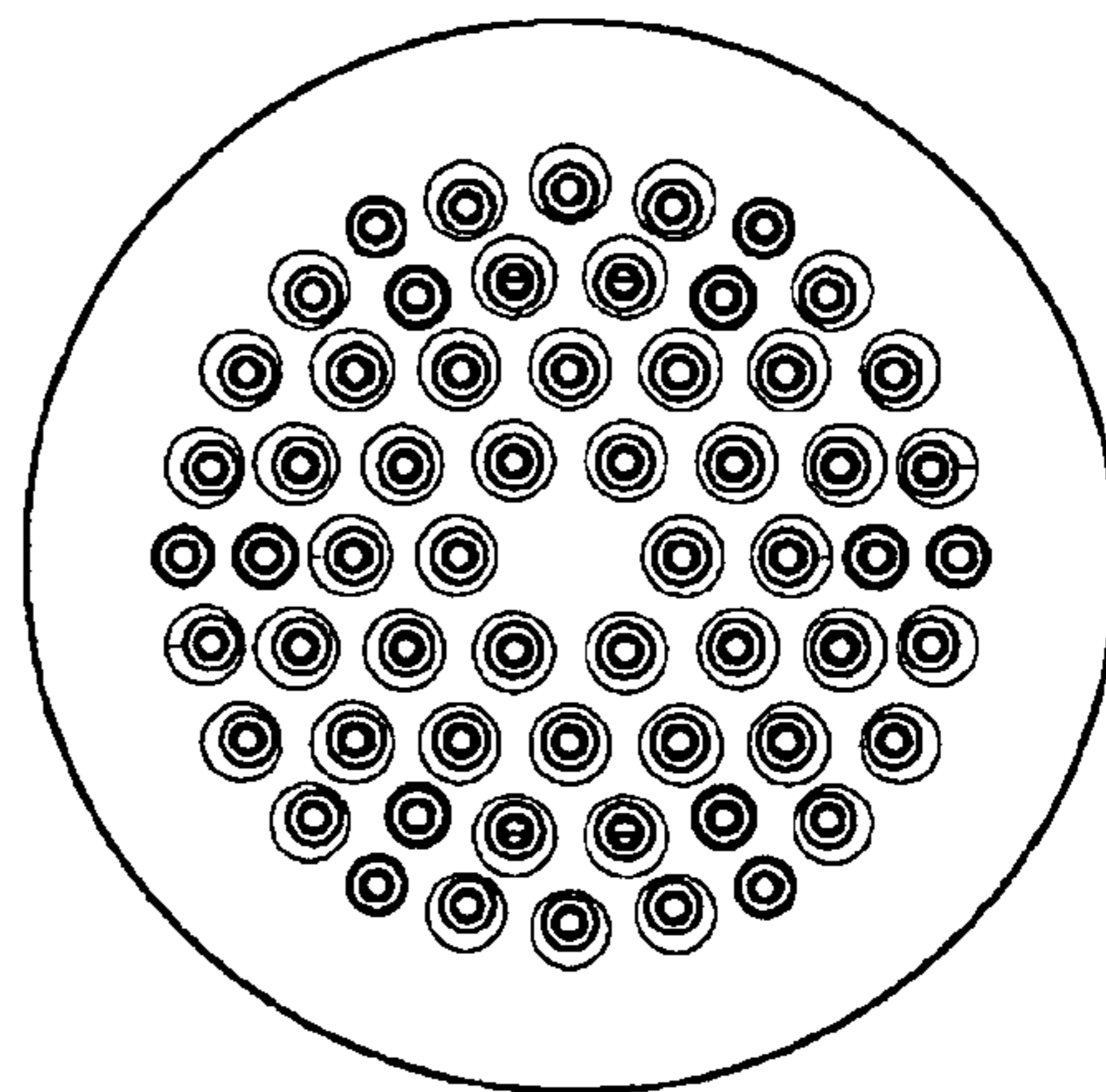


FIG. 5