



US00D579159S

(12) **United States Design Patent**
Newton et al.

(10) **Patent No.:** **US D579,159 S**
(45) **Date of Patent:** **** Oct. 21, 2008**

(54) **CONTAINER**

(75) Inventors: **John Newton**, Mira VE (IT); **Andrea Marigo**, Mira VE (IT); **Liliana Oliva**, Mira VE (IT); **Alberto Buogo**, Mira VE (IT); **Stefano Maretto**, Mira VE (IT)

(73) Assignee: **Reckitt Benckiser N.V.**, Hoffddorp (NL)

(**) Term: **14 Years**

(21) Appl. No.: **29/283,427**

(22) Filed: **Aug. 14, 2007**

(30) **Foreign Application Priority Data**

Feb. 21, 2007 (EM) 000675376

(51) **LOC (8) Cl.** **15-05**

(52) **U.S. Cl.** **D32/3**

(58) **Field of Classification Search** D32/1-3,
D32/25, 28, 29.1; D23/208; D9/424, 452,
D9/515, 591; 222/478, 481, 485, 529; 134/93
See application file for complete search history.

(56) **References Cited**

U.S. PATENT DOCUMENTS

| | | | | | | |
|-----------|---|---|---------|-------------------|-------|---------|
| D248,103 | S | * | 6/1978 | Larson et al. | | D32/3 |
| D306,224 | S | * | 2/1990 | Nystuen | | D32/3 |
| D308,738 | S | * | 6/1990 | Nystuen | | D32/3 |
| D308,739 | S | * | 6/1990 | Nystuen | | D32/3 |
| 5,186,912 | A | * | 2/1993 | Steindorf et al. | | 422/263 |
| 5,229,823 | A | * | 7/1993 | Kalyandurg et al. | | 118/612 |
| 5,579,656 | A | * | 12/1996 | Shin | | 68/17 R |
| 5,827,486 | A | * | 10/1998 | Crossdale | | 422/282 |
| D456,962 | S | * | 5/2002 | Schick | | D32/25 |

| | | | | | | |
|-----------|----|---|---------|----------------|-------|--------|
| D457,993 | S | * | 5/2002 | Schick | | D32/25 |
| 6,773,668 | B1 | * | 8/2004 | Everson et al. | | 422/28 |
| D498,566 | S | * | 11/2004 | Schick et al. | | D32/3 |
| D539,993 | S | * | 4/2007 | Brandt | | D32/3 |

* cited by examiner

Primary Examiner—Louis S Zarfaz

Assistant Examiner—Kathleen M Sims

(57) **CLAIM**

The ornamental design for a container, as shown and described.

DESCRIPTION

FIG. 1 is a top, perspective view of the cartridge portion of the container, showing our new design;

FIG. 2 is a bottom, perspective view of the cartridge portion of the container;

FIG. 3 is a side perspective view of the cartridge portion and the body portion of the container separated;

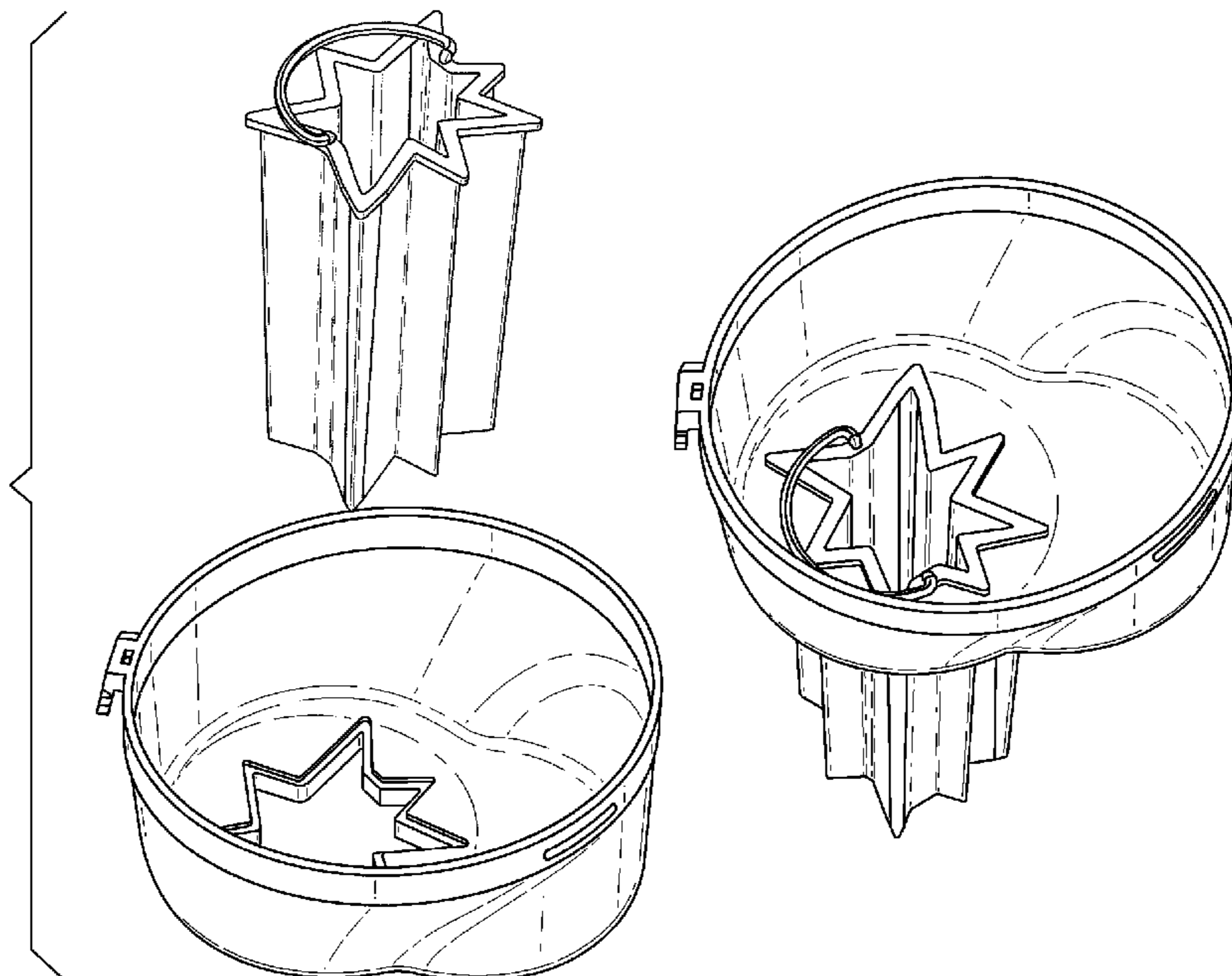
FIG. 4 is a side, perspective view of the cartridge portion of the container partially inserted into the body portion of the container;

FIG. 5 is a side, perspective view of the cartridge portion of the container fully inserted into the body portion of the container;

FIG. 6 is a top, perspective view of the cartridge portion of the container fully inserted into the body portion of the container; and,

FIG. 7 is a bottom, perspective view of the cartridge portion of the container fully inserted into the body portion of the container.

1 Claim, 3 Drawing Sheets



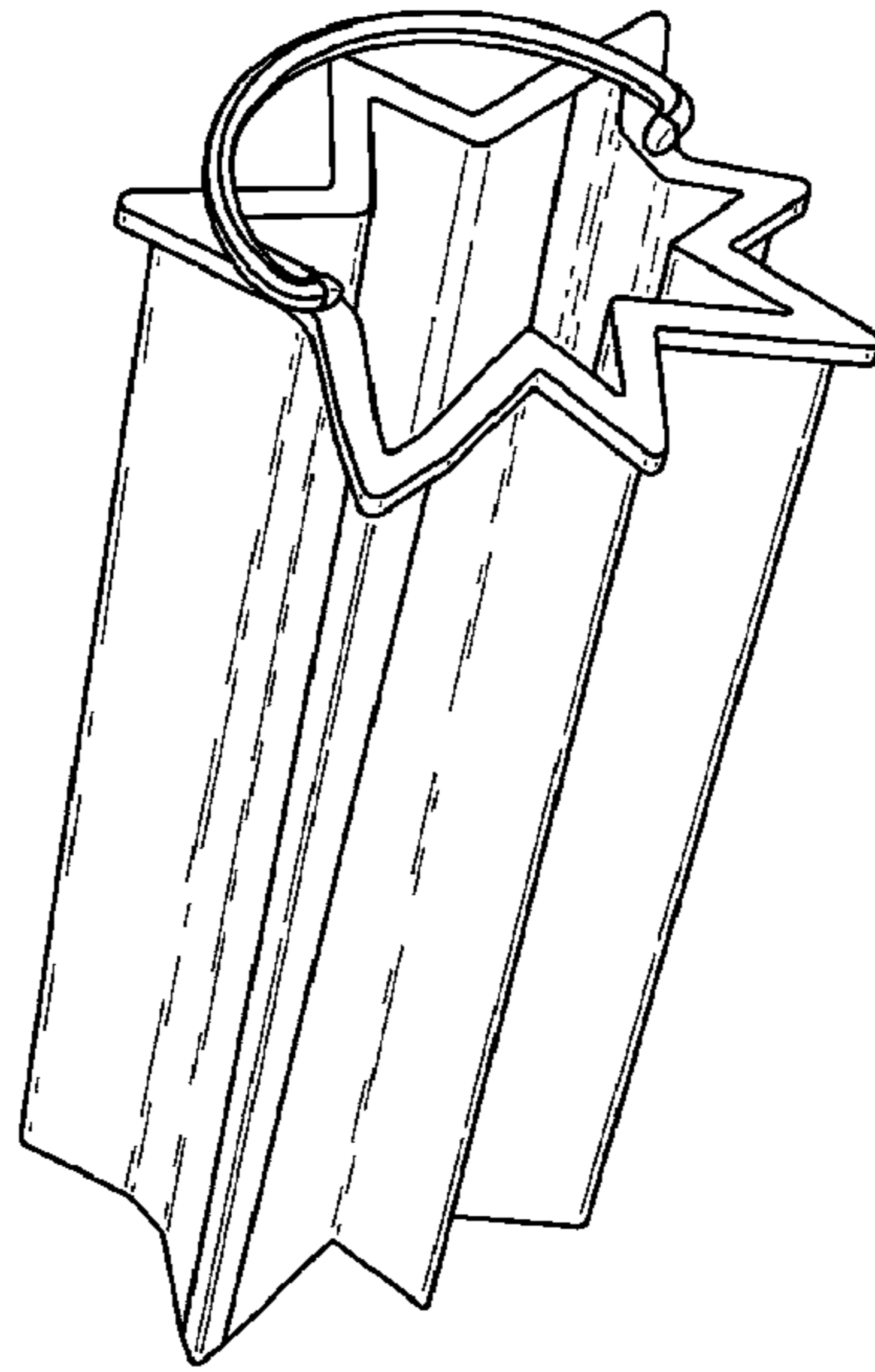


Fig.1.




Fig.2.

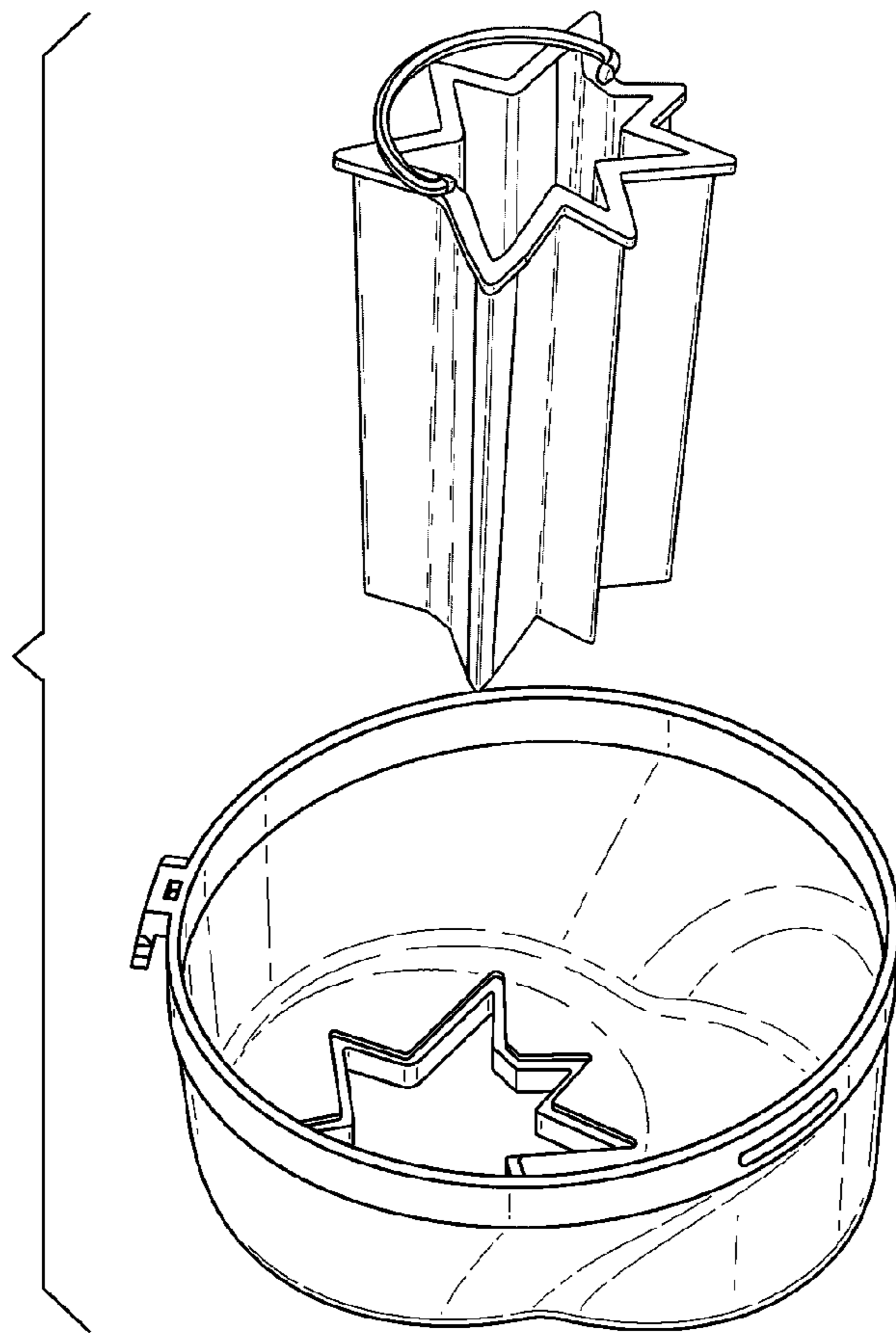


Fig.3.




Fig.4.

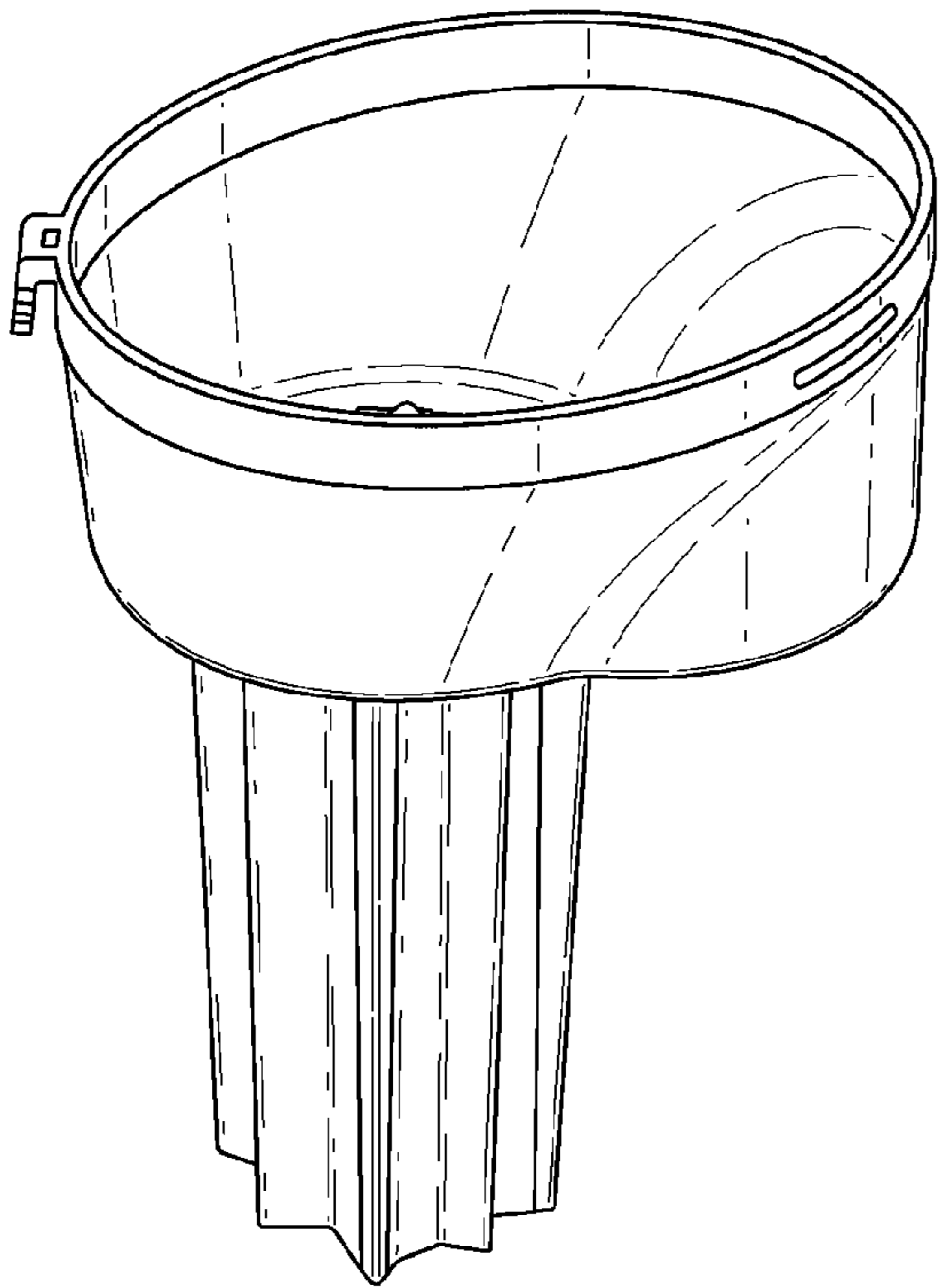


Fig. 5.

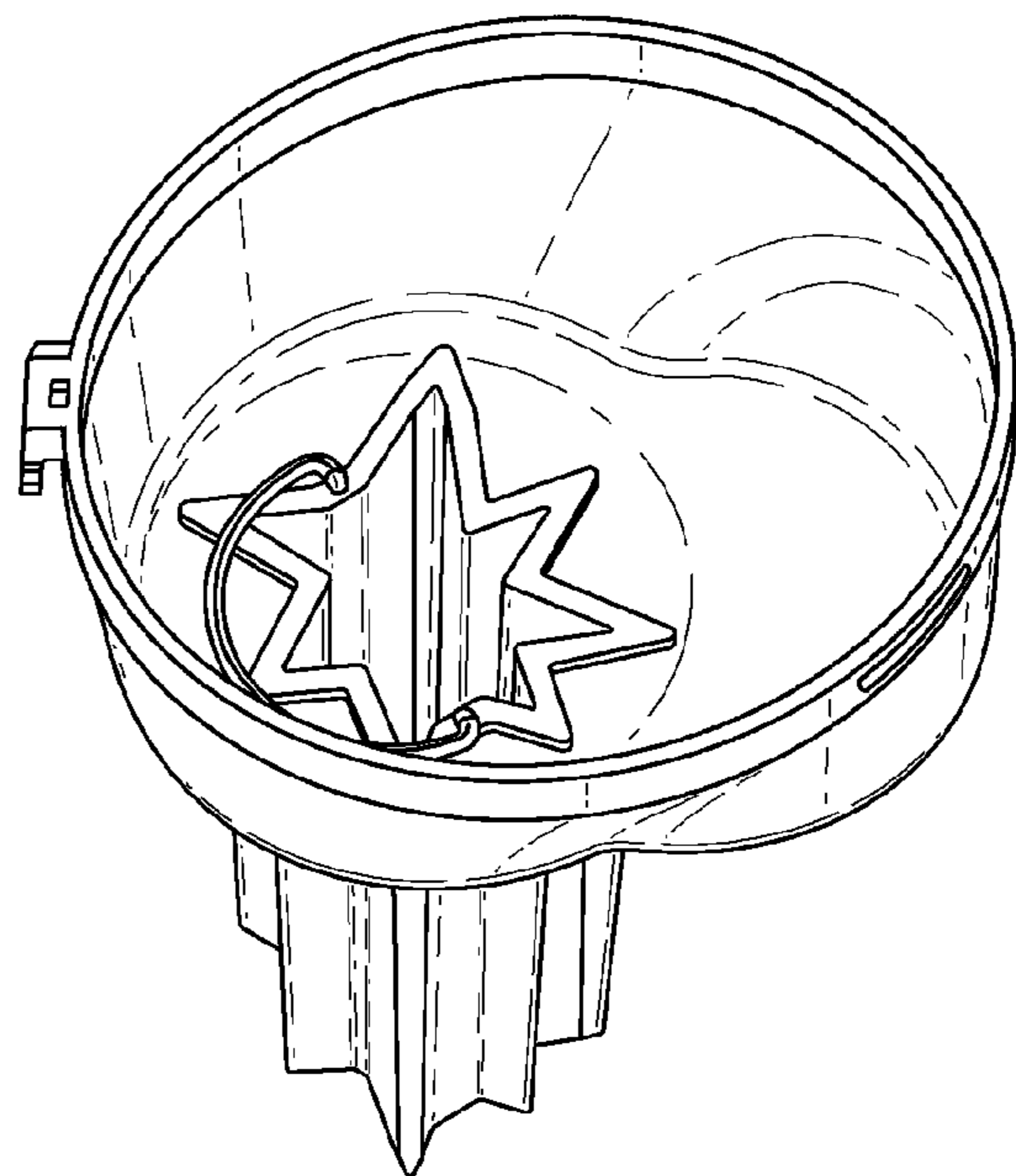


Fig. 6.

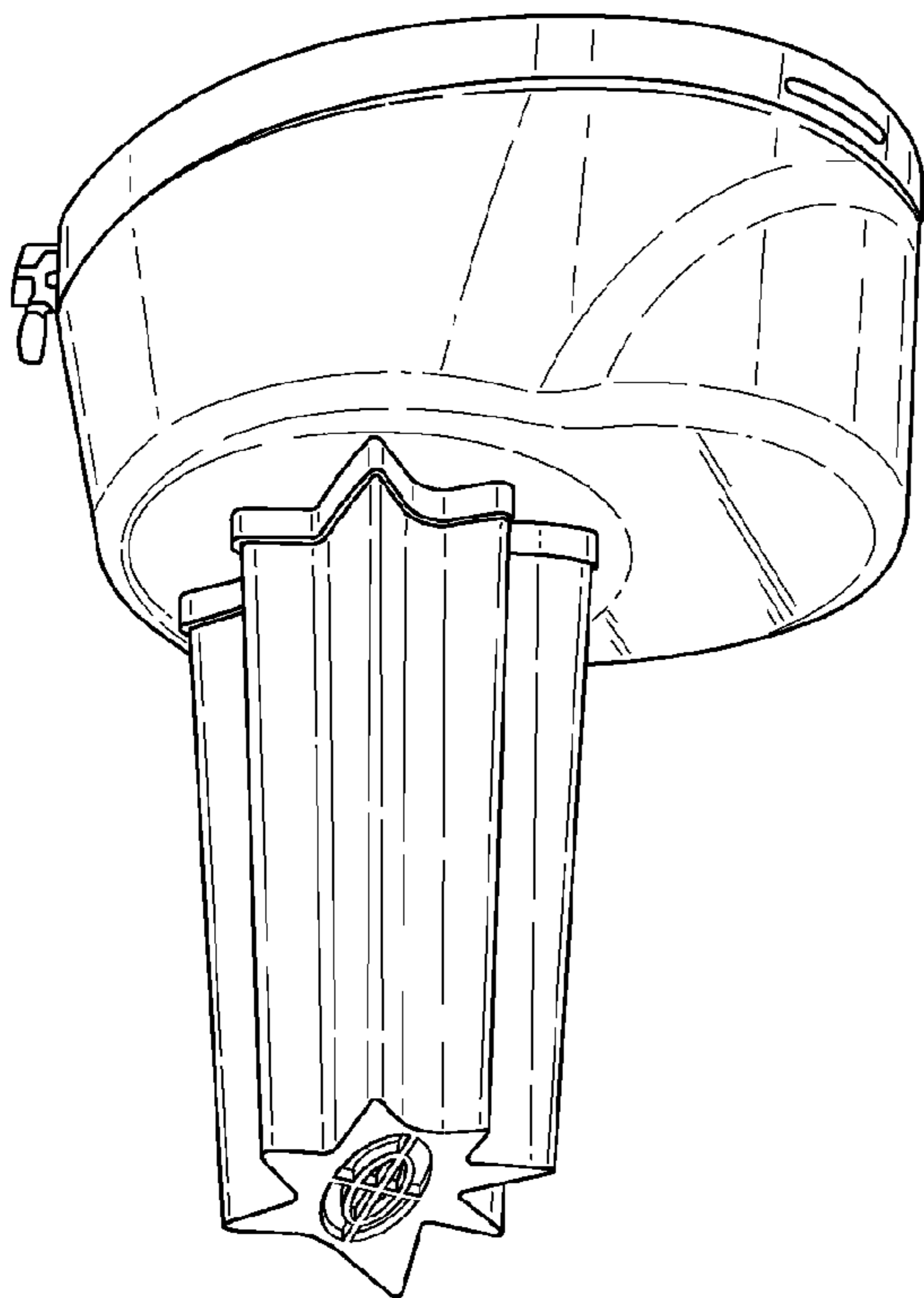


Fig. 7.