

US00D579154S

(12) **United States Design Patent**  
**Wright**

(10) **Patent No.:** **US D579,154 S**  
(45) **Date of Patent:** **\*\* Oct. 21, 2008**

(54) **BACK SCRATCHER**

(76) Inventor: **John W. Wright**, 420 William St., East  
Orange, NJ (US) 07107

(\*\*) Term: **14 Years**

(21) Appl. No.: **29/300,810**

(22) Filed: **May 16, 2008**

(51) **LOC (8) Cl.** ..... **28-99**

(52) **U.S. Cl.** ..... **D28/91.2**

(58) **Field of Classification Search** ..... D28/91.2;  
601/137; D32/46, 49; D8/11; D3/7-8; 15/236.01,  
15/236.05, 236.07

See application file for complete search history.

(56) **References Cited**

**U.S. PATENT DOCUMENTS**

1,212,443 A \* 1/1917 Blaine ..... 601/137  
D173,553 S \* 11/1954 Chesney ..... D32/49  
D311,605 S \* 10/1990 Clayton ..... D28/91.2  
5,680,668 A \* 10/1997 Kim ..... 15/236.07  
D388,573 S \* 12/1997 Rostron ..... D32/49  
5,935,090 A \* 8/1999 Kennon ..... 601/137

6,261,251 B1 7/2001 Meyers

\* cited by examiner

*Primary Examiner*—Jennifer Rivard

(74) *Attorney, Agent, or Firm*—Richard C. Litman

(57) **CLAIM**

The ornamental design for a back scratcher, as shown and described.

**DESCRIPTION**

FIG. 1 is an environmental perspective view of a back scratcher showing my new design;

FIG. 2 is a front elevational view thereof;

FIG. 3 is a rear elevational view thereof;

FIG. 4 is a right side elevational view thereof;

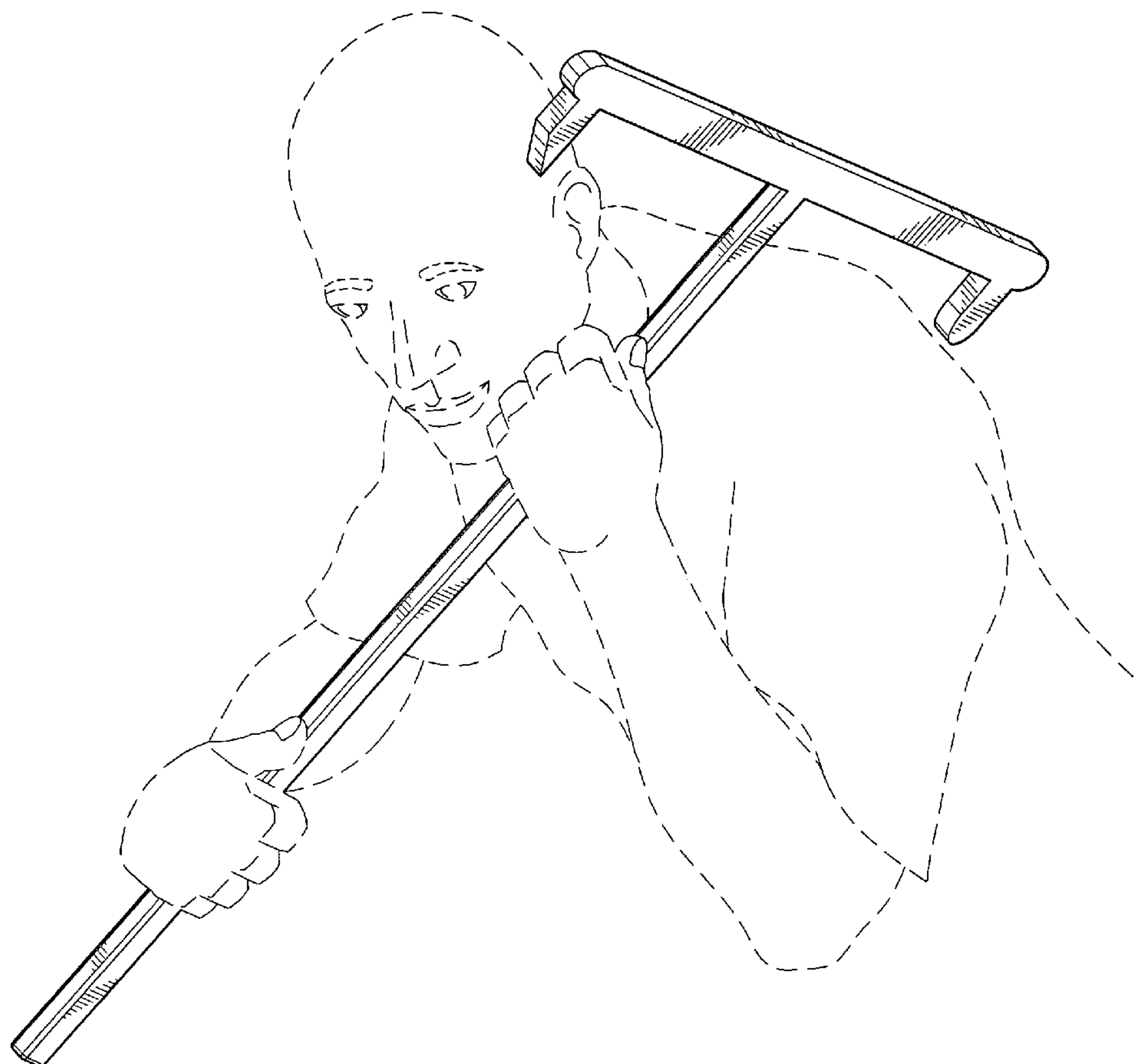
FIG. 5 is a left side elevational view thereof;

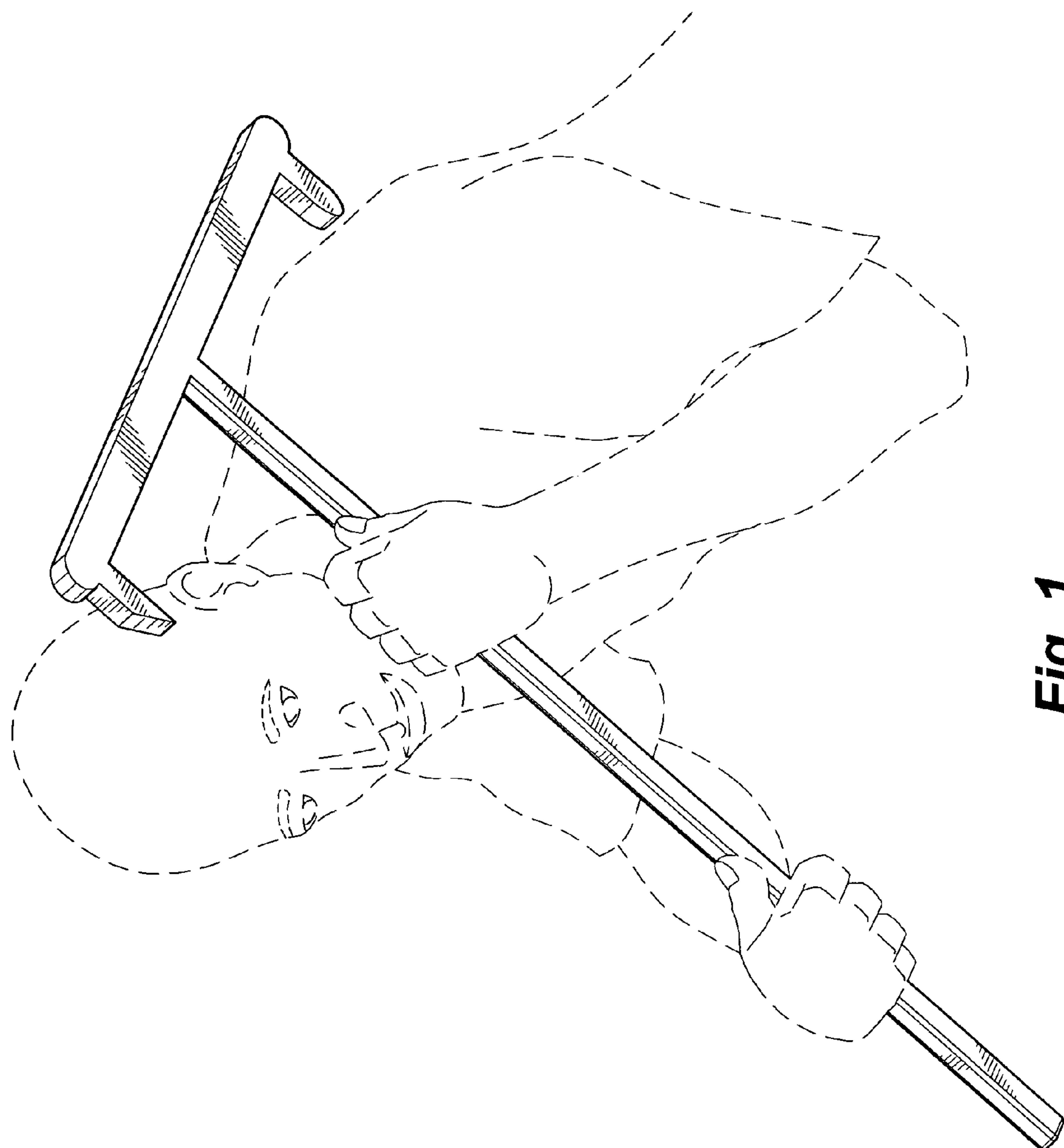
FIG. 6 is a top plan view thereof; and,

FIG. 7 is a bottom plan view thereof.

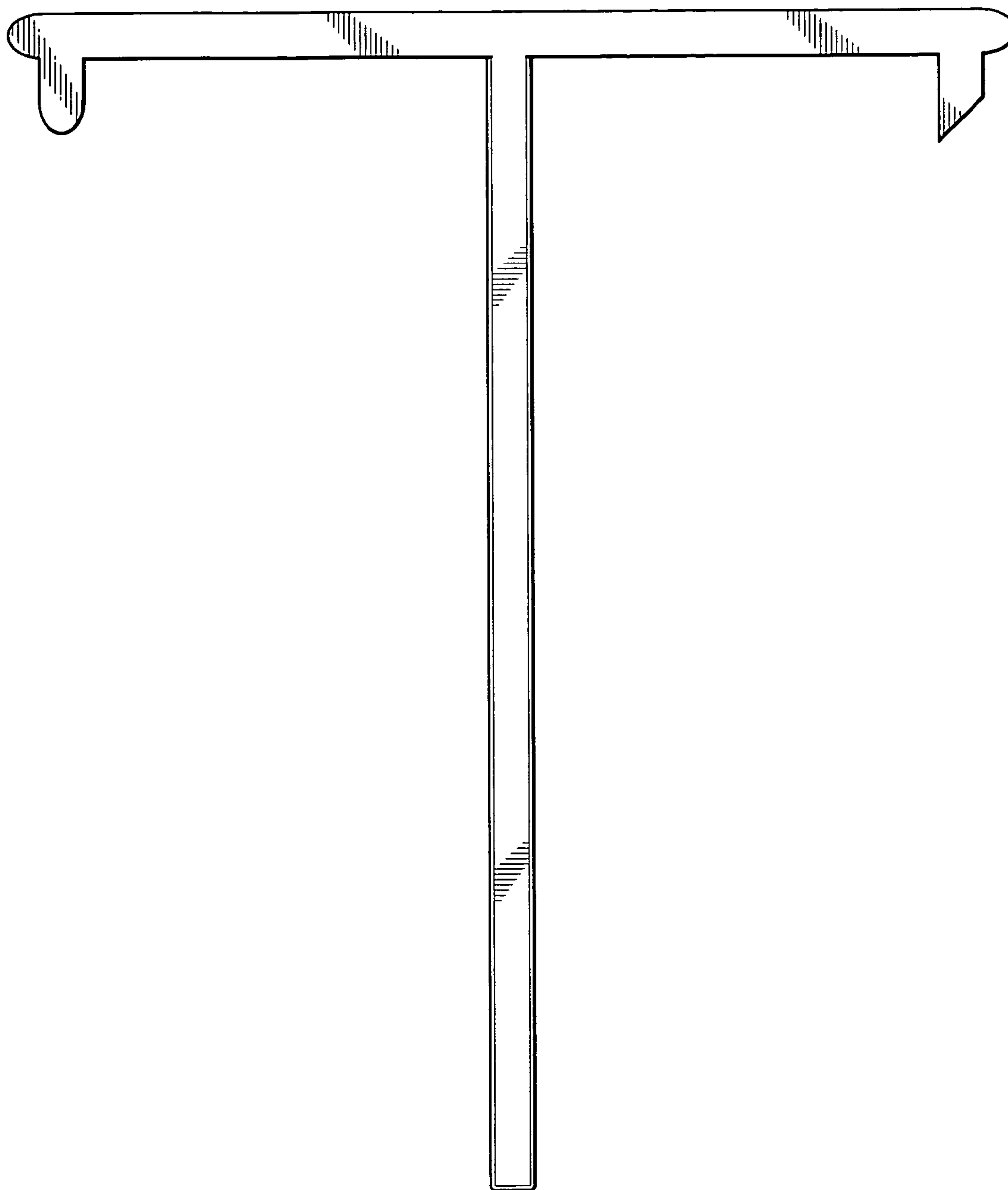
The broken line showing of the human figure in FIG. 1 is for illustrative purposes only and forms no part of the claimed design.

**1 Claim, 5 Drawing Sheets**

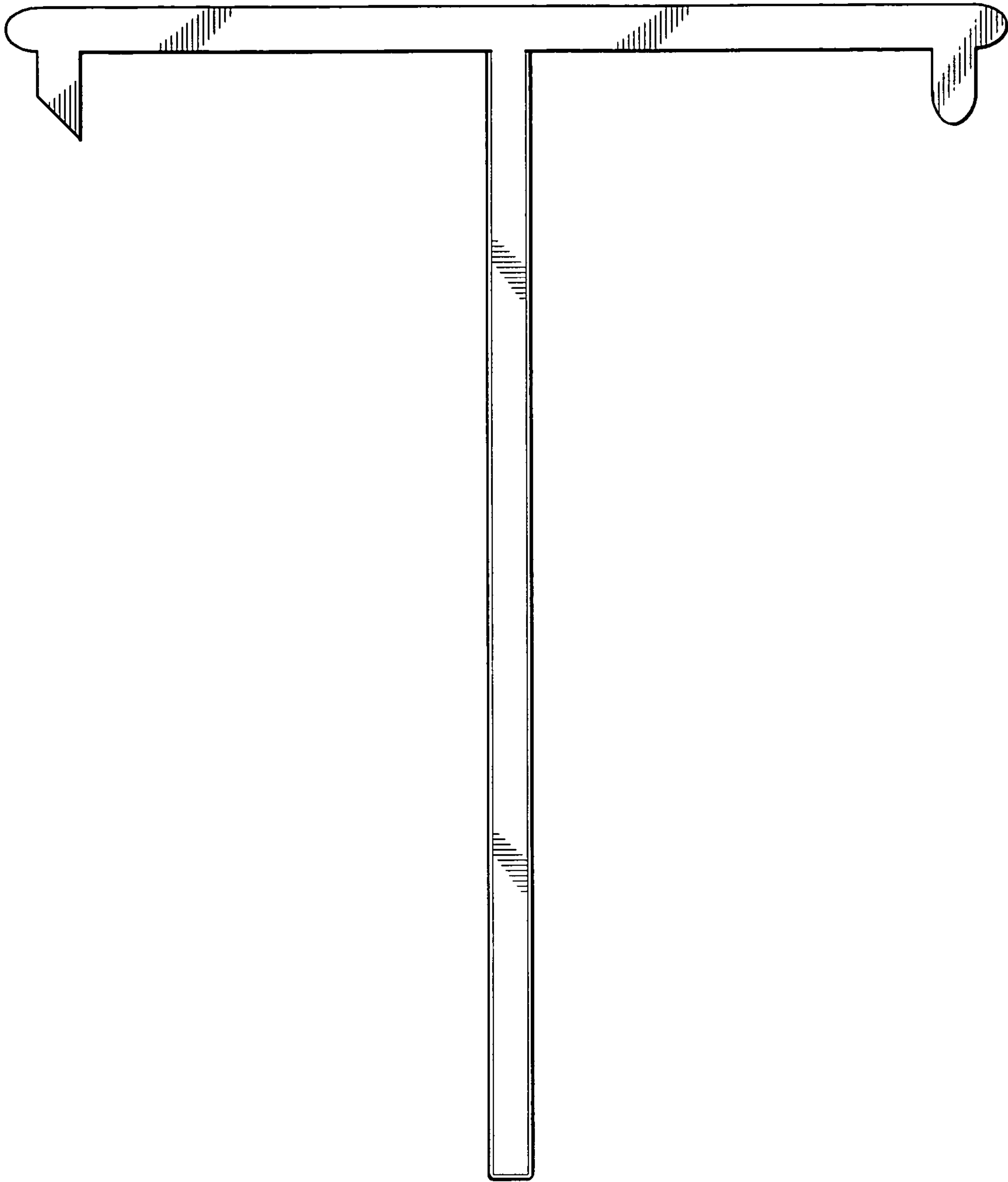




**Fig. 1**



***Fig. 2***



***Fig. 3***



***Fig. 4***



***Fig. 5***



***Fig. 6***



***Fig. 7***