



US00D579134S

(12) **United States Design Patent**
van der Lande

(10) **Patent No.:** **US D579,134 S**
(45) **Date of Patent:** **** Oct. 21, 2008**

(54) **FROG-SHAPED KEYLIGHT**

D467,518 S * 12/2002 Steere D11/149
D511,799 S * 11/2005 Weiser et al. D21/600
D541,976 S * 5/2007 Chen D27/149

(75) Inventor: **Jan van der Lande**, New York, NY (US)

(73) Assignee: **Kikkerland Design, Inc.**, New York, NY (US)

(**) Term: **14 Years**

* cited by examiner

Primary Examiner—Jeffrey D Asch

Assistant Examiner—Carissa C Fitts

(74) *Attorney, Agent, or Firm*—Cascio Schmoyer & Zervas

(21) Appl. No.: **29/293,231**

(22) Filed: **Nov. 9, 2007**

(57) **CLAIM**

The ornamental design for a frog-shaped keylight, as shown and described.

(51) **LOC (8) Cl.** **26-02**

(52) **U.S. Cl.** **D26/47**

(58) **Field of Classification Search** D26/37,
D26/38, 57, 47, 16, 17, 94, 98, 125, 73, 156;
362/157, 158, 183, 184, 187, 189, 194–208,
362/641, 644, 653; D22/121; D21/623
See application file for complete search history.

DESCRIPTION

FIG. 1 is a front elevational view of the frog-shaped keylight showing my design;

FIG. 2 is a rear elevational view thereof;

FIG. 3 is a right side elevational view thereof;

FIG. 4 is a left side elevational view thereof;

FIG. 5 is a top plan view thereof; and,

FIG. 6 is a bottom plan view thereof.

The broken line showing is for illustrative purposes only and forms no part of the claimed design.


The diagonal lines applied to the circular mouth detail are shown to represent a transparent surface.

(56) **References Cited**

U.S. PATENT DOCUMENTS

D70,452 S * 6/1926 Putnam et al. D11/131.1
D83,529 S * 3/1931 Fazekas D21/385
D169,980 S * 7/1953 Knapp D19/73
D293,004 S * 12/1987 Emms D21/600
D306,692 S * 3/1990 Ferrero D9/607
D449,013 S * 10/2001 Spielberg D11/158
D450,587 S * 11/2001 Harkness D9/451
D465,055 S * 10/2002 Sehl D26/98

1 Claim, 2 Drawing Sheets






FIG. 1




FIG. 2

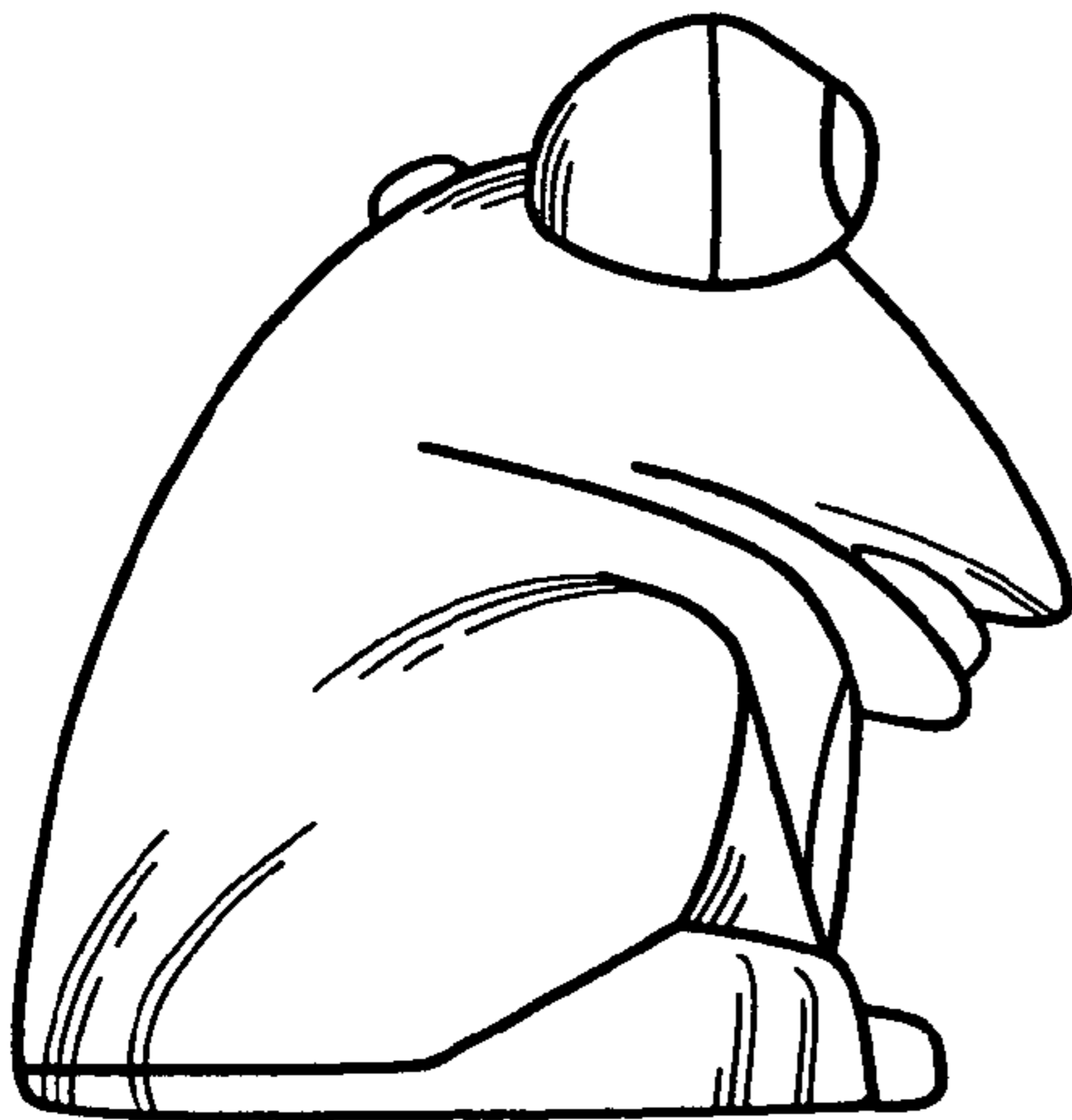


FIG. 3



FIG. 4

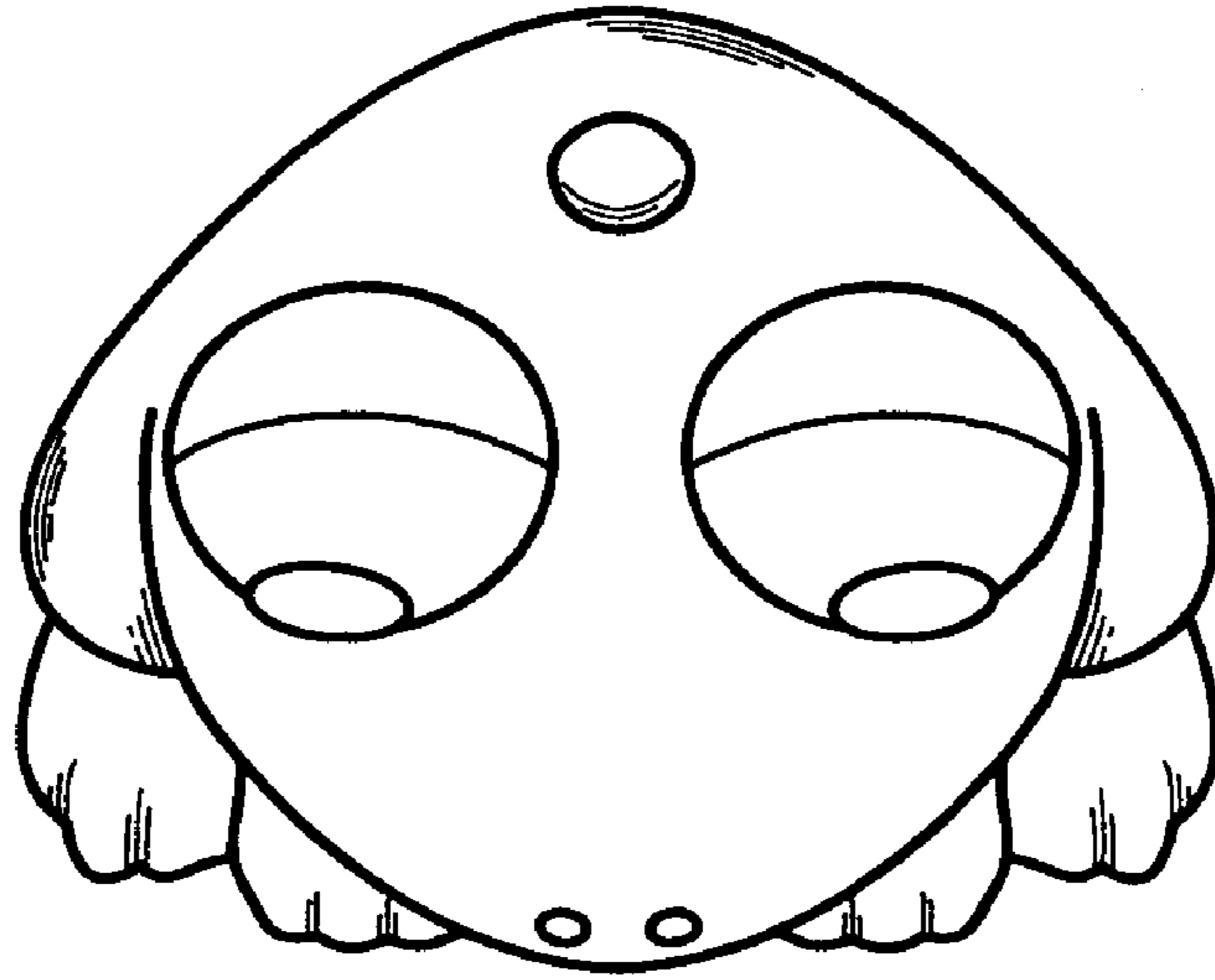


FIG. 5




FIG. 6