



US00D579131S

(12) **United States Design Patent**
Handsaker

(10) **Patent No.:** **US D579,131 S**
(45) **Date of Patent:** **** Oct. 21, 2008**

(54) **CHANNEL LIGHT**

(75) Inventor: **Jerrold Handsaker**, Roland, IA (US)

(73) Assignee: **Innovative Lighting, Inc.**, Roland, IA (US)

(**) Term: **14 Years**

(21) Appl. No.: **29/272,269**

(22) Filed: **Feb. 5, 2007**

Related U.S. Application Data

(62) Division of application No. 29/259,217, filed on May 4, 2006, now Pat. No. Des. 548,373.

(51) **LOC (8) Cl.** **26-03**

(52) **U.S. Cl.** **D26/24**

(58) **Field of Classification Search** D26/1, D26/2, 24-6, 28, 35, 37, 42-4, 49, 61, 63, D26/72, 75, 76, 80-81, 88, 113; 362/85, 362/211, 213, 217, 220-1, 227, 233, 237, 362/240, 458, 640-2, 647-50, 652, 655, 362/183, 190-192, 194-5; 313/315, 317, 313/318.01; 315/56-8

See application file for complete search history.

(56) **References Cited**

U.S. PATENT DOCUMENTS

D251,752 S * 5/1979 Ariga et al. D26/3

D266,026 S * 8/1982 Ariga et al. D26/3
D431,876 S * 10/2000 Lewis D26/76
D433,177 S * 10/2000 Lewis D26/113
D436,199 S * 1/2001 Lam D26/42
D443,939 S * 6/2001 Thomas D26/28
6,386,736 B1 * 5/2002 Reiff et al. 362/260
D494,081 S * 8/2004 Boilen D10/114
D532,544 S * 11/2006 Woertler D26/80
2004/0062041 A1 * 4/2004 Cross et al. 362/240
2005/0265019 A1 * 12/2005 Sommers et al. 362/217

* cited by examiner

Primary Examiner—Cathron Brooks

Assistant Examiner—Angela J Lee

(74) *Attorney, Agent, or Firm*—Daniel A. Rosenberg; Briggs and Morgan, P.A.

(57) **CLAIM**

The ornamental design for a channel light, as shown and described.

DESCRIPTION

FIG. 1 is a perspective view of the channel light with a V-cap.

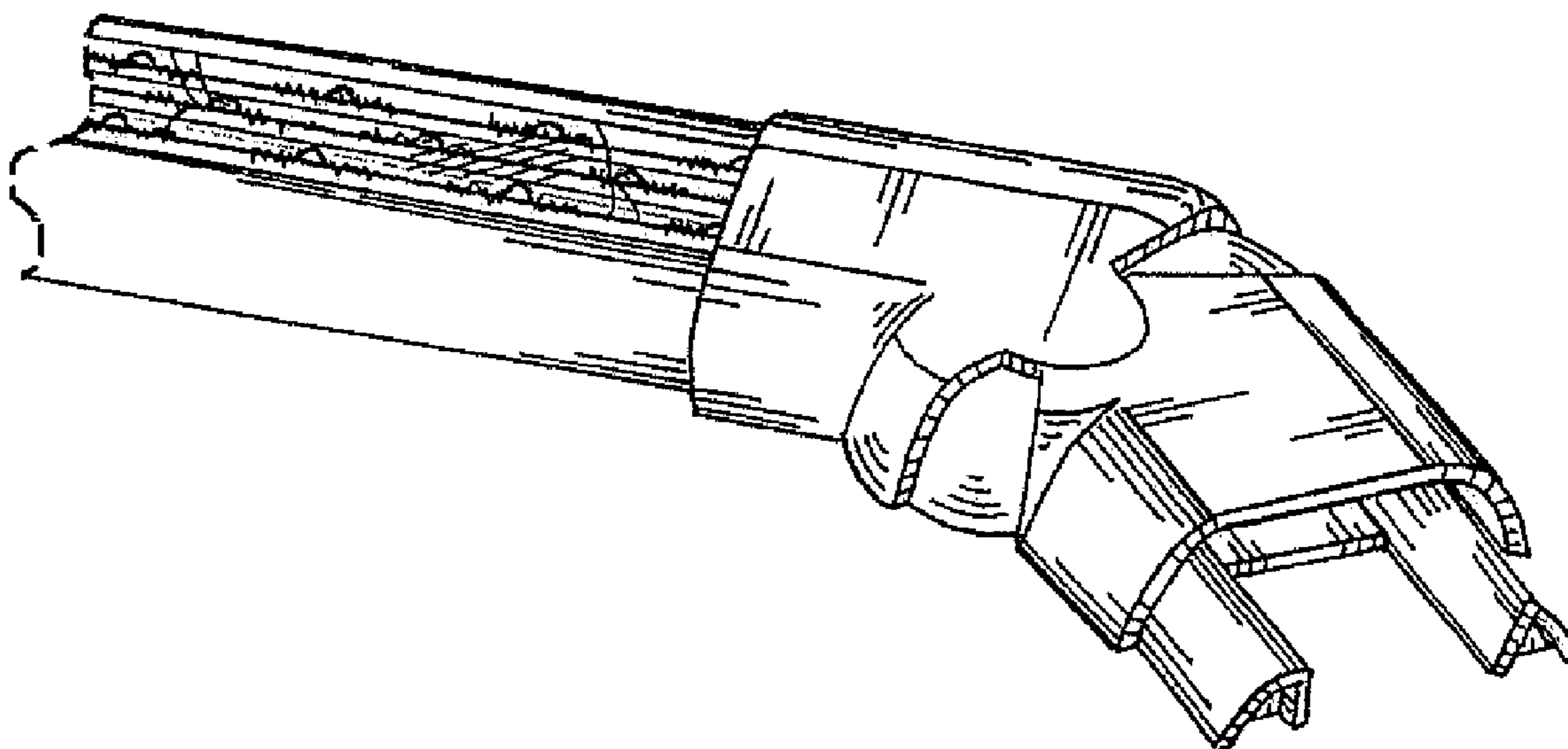
FIG. 2 is a perspective view of the channel light with the V-cap.

FIG. 3 is a top view of the channel light with the V-cap.

FIG. 4 is a side view of the channel light with the V-cap; and,

FIG. 5 is an end view of the channel light with the V-cap.

1 Claim, 2 Drawing Sheets



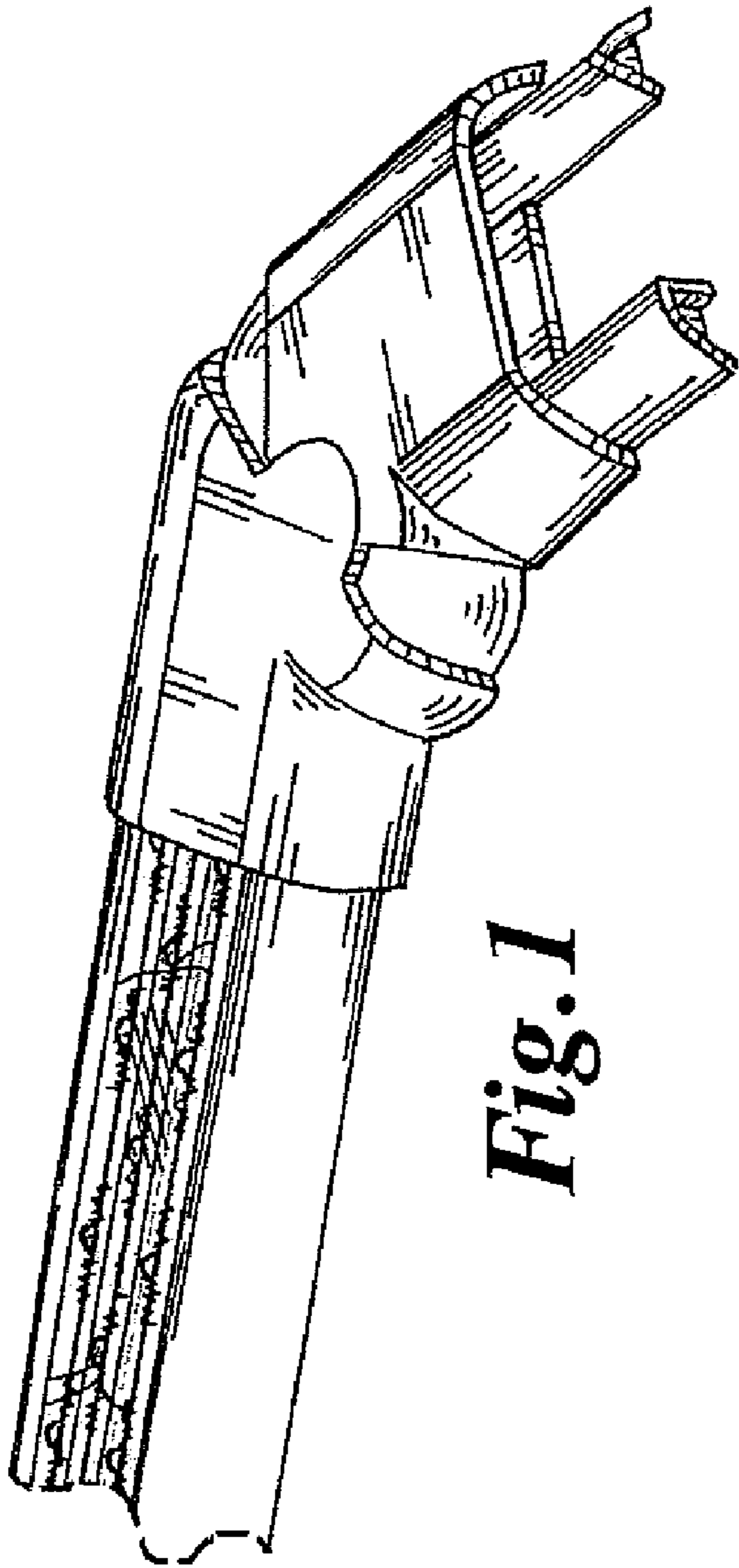


Fig. 1

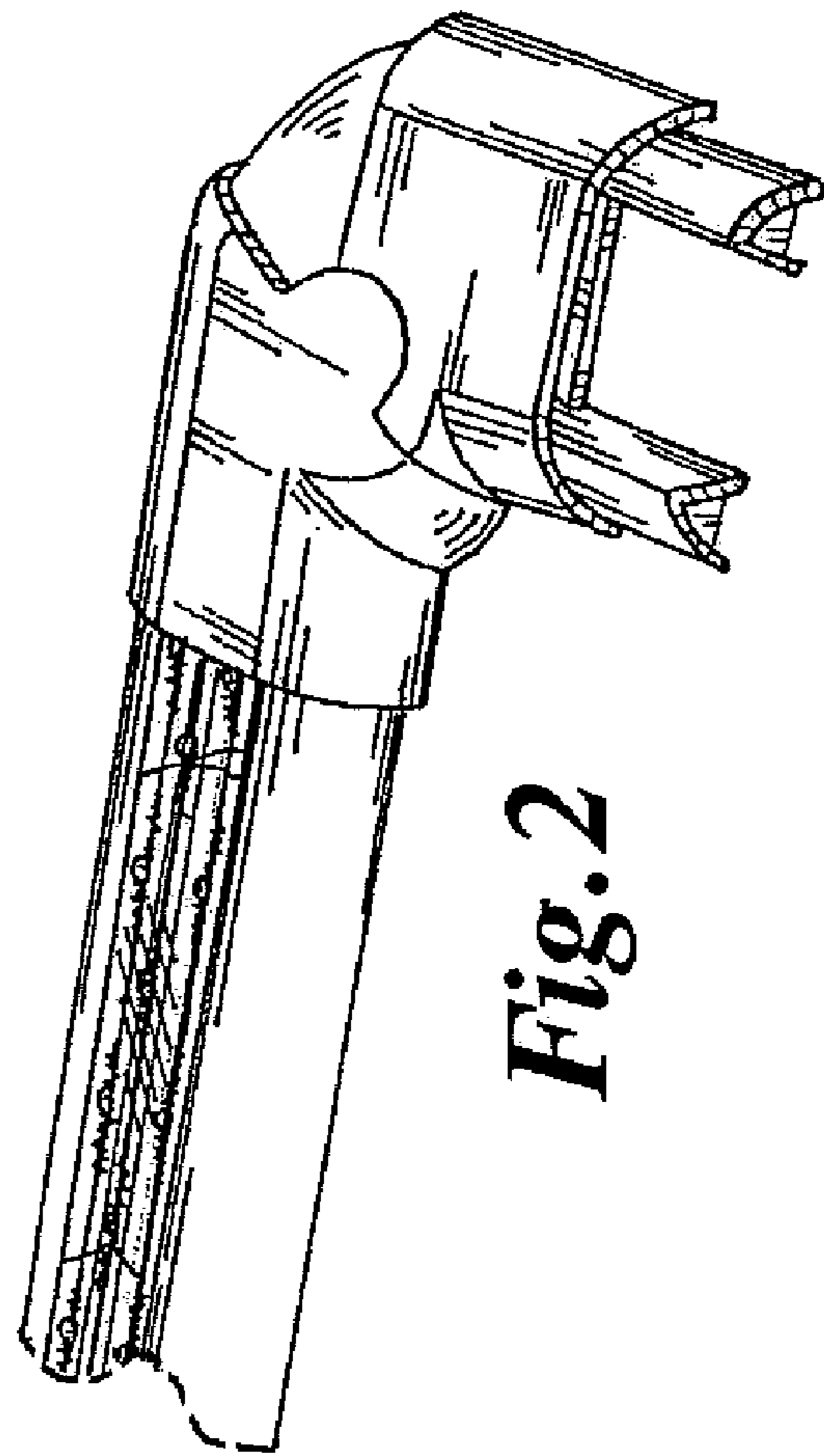


Fig. 2

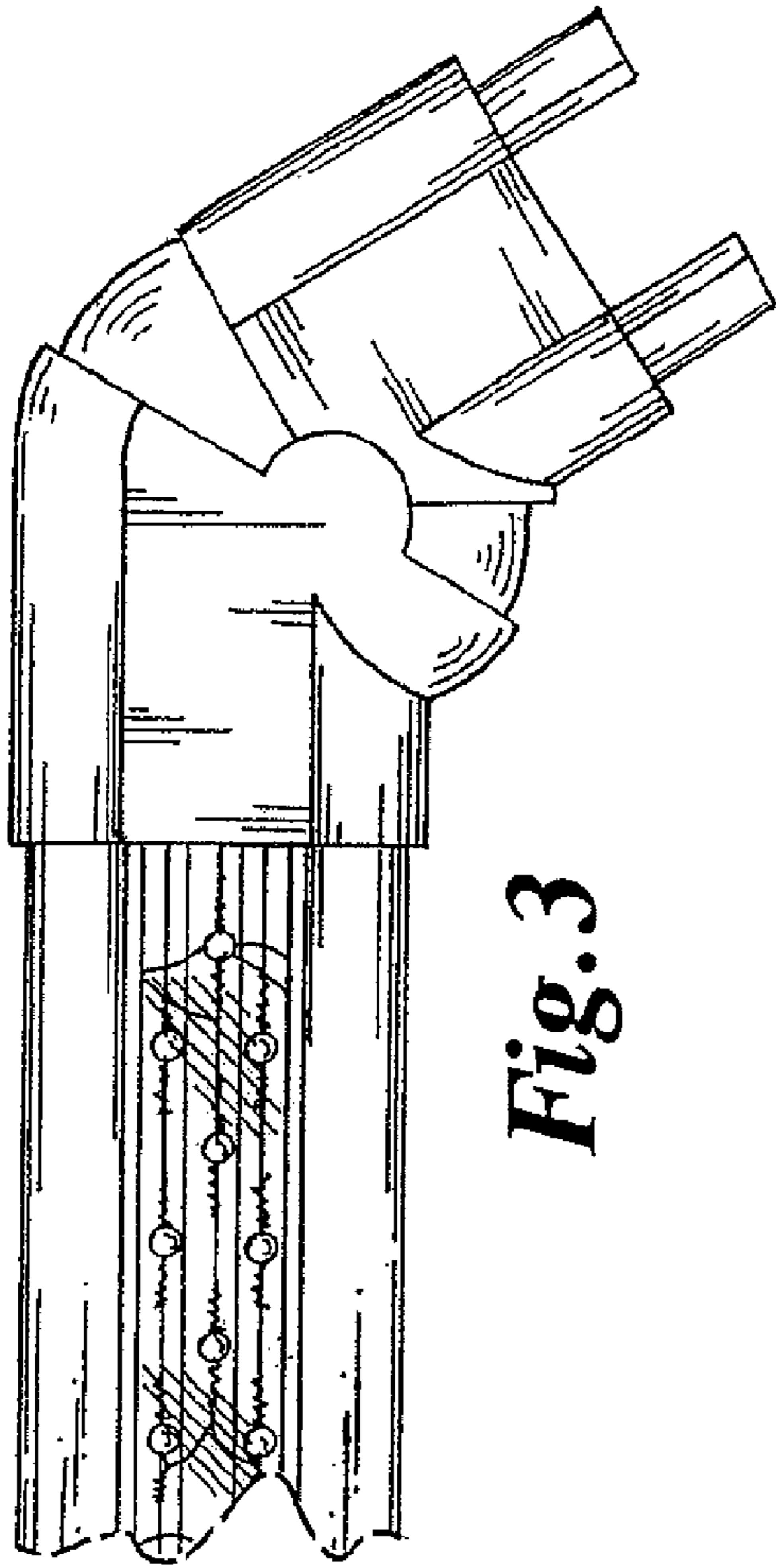


Fig. 3

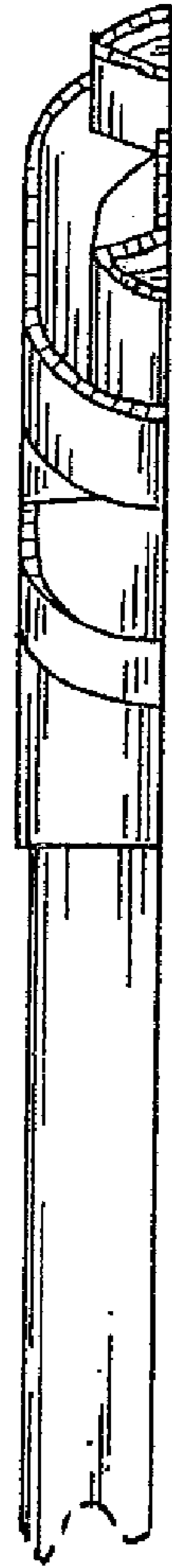


Fig. 4



Fig. 5