



US00D579130S

(12) **United States Design Patent**  
**Hernandez, Jr. et al.**

(10) **Patent No.:** **US D579,130 S**  
(45) **Date of Patent:** **\*\* Oct. 21, 2008**

(54) **LAMP** D550,864 S \* 9/2007 Hernandez et al. .... D26/2

(75) Inventors: **Fred Hernandez, Jr.**, Ipswich, MA (US); **Catherine M. Emerling**, Salem, MA (US); **Joe Wang**, Dongquan Guangdong (CN); **Chin Shui Hsu**, Hsinchu (TW)

\* cited by examiner

*Primary Examiner*—Marcus A. Jackson

(74) *Attorney, Agent, or Firm*—William H. McNeill

(73) Assignee: **Osram Sylvania Inc.**, Danvers, MA (US)

(57) **CLAIM**

(\*\*) Term: **14 Years**

The ornamental design for an lamp, substantially as shown and described.

(21) Appl. No.: **29/286,085**

(22) Filed: **Apr. 23, 2007**

**DESCRIPTION**

(51) **LOC (8) Cl.** ..... **26-04**

(52) **U.S. Cl.** ..... **D26/2**

(58) **Field of Classification Search** ..... D26/1-4;  
313/313, 315, 316, 317, 318, 493; 315/52,  
315/56, 57, 58

See application file for complete search history.

FIG. 1 is a side elevational view of our lamp, the lamp being symmetrical about a longitudinal axis;

FIG. 2 is a top, plan view of our lamp; and,

FIG. 3 is a bottom plan view of our lamp.

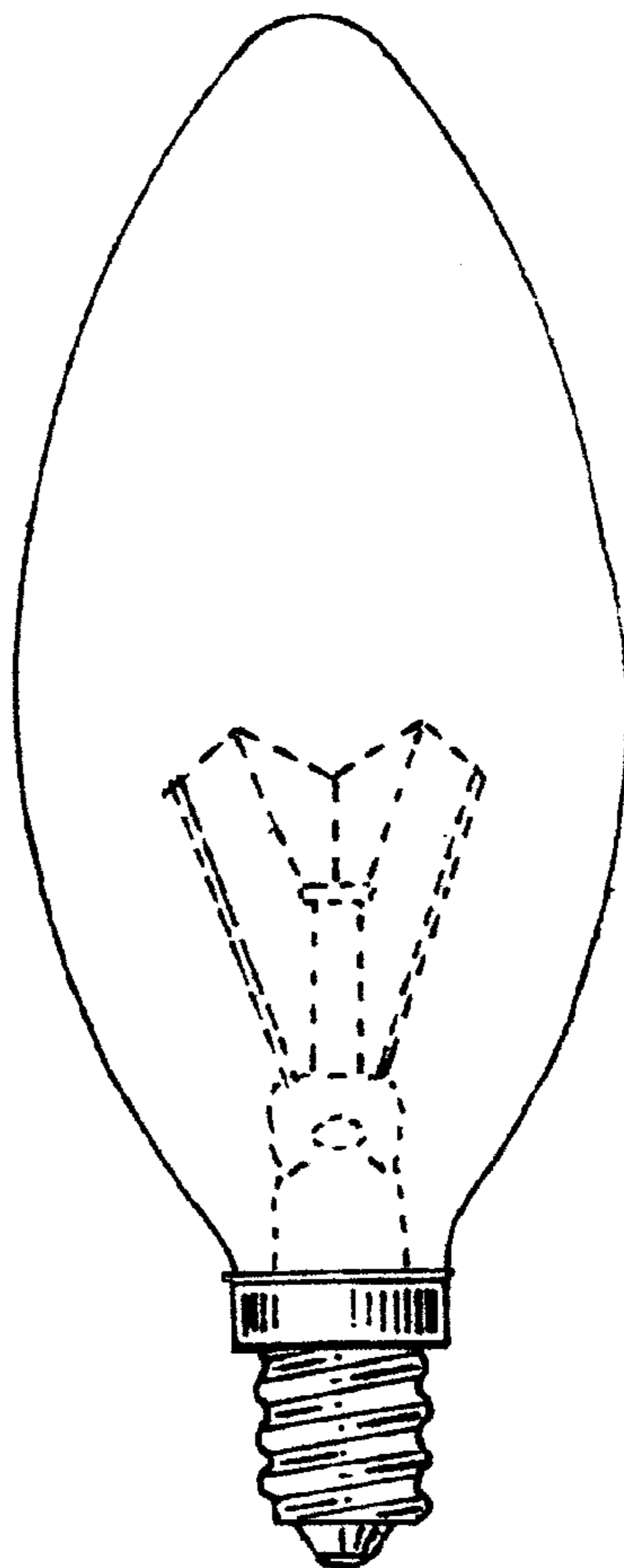
The elements shown in dashed lines in FIG. 1 are for environmental purposes only and form no part of our design.

(56) **References Cited**

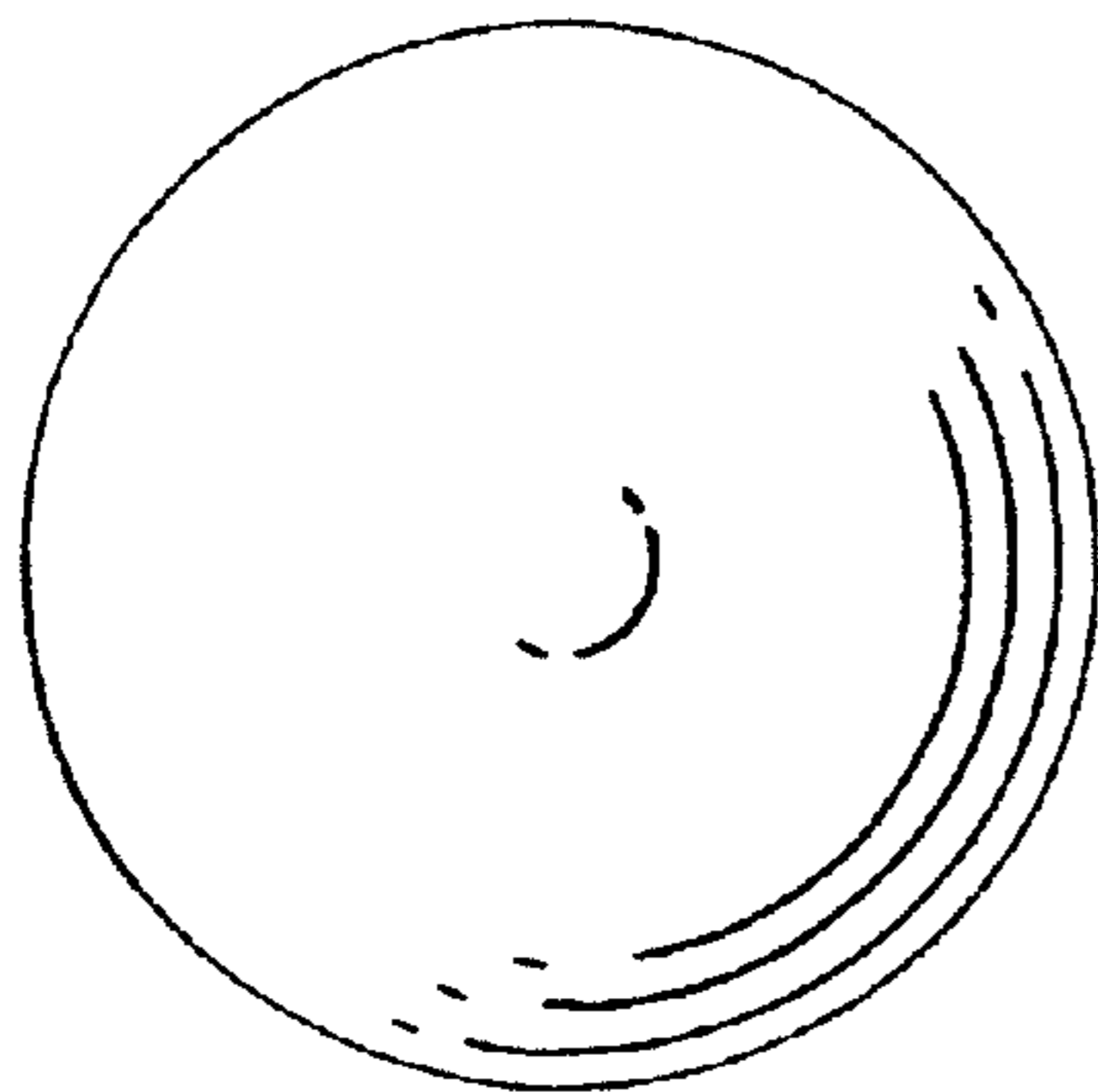
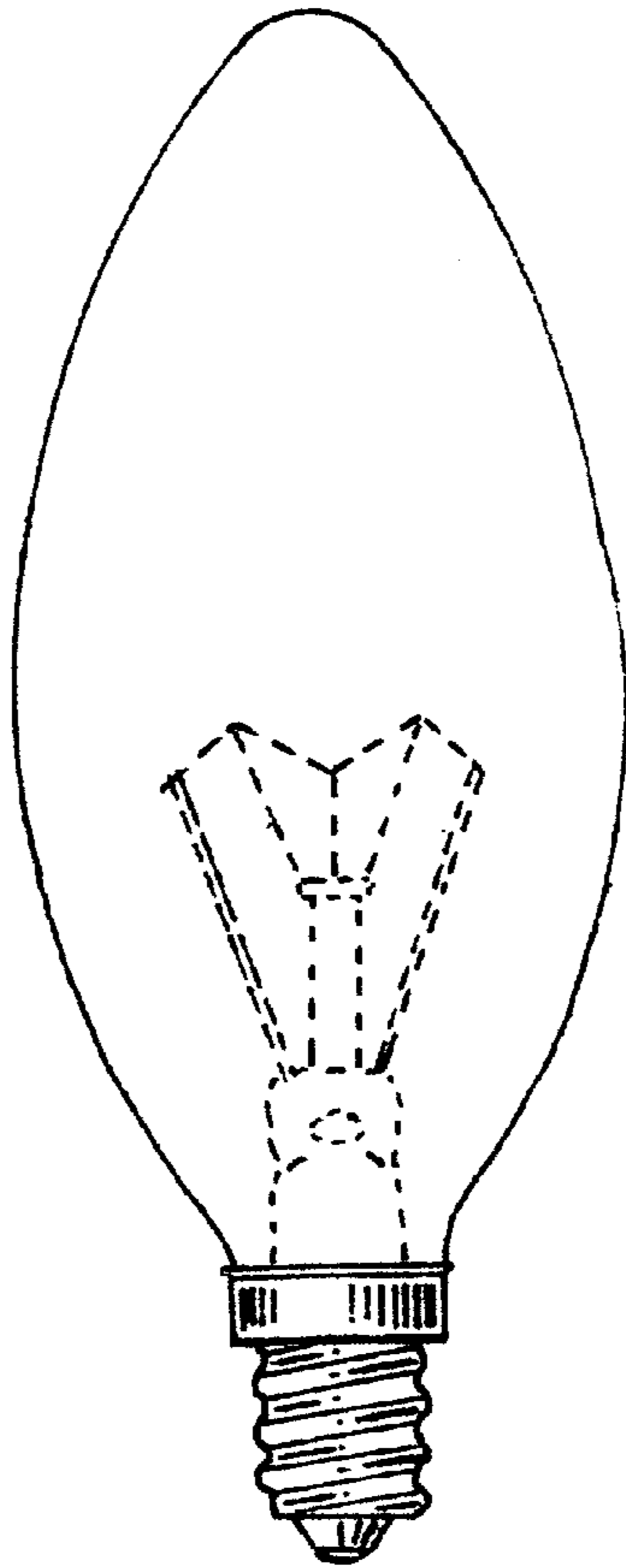
**U.S. PATENT DOCUMENTS**

D543,288 S \* 5/2007 Bembridge ..... D26/2

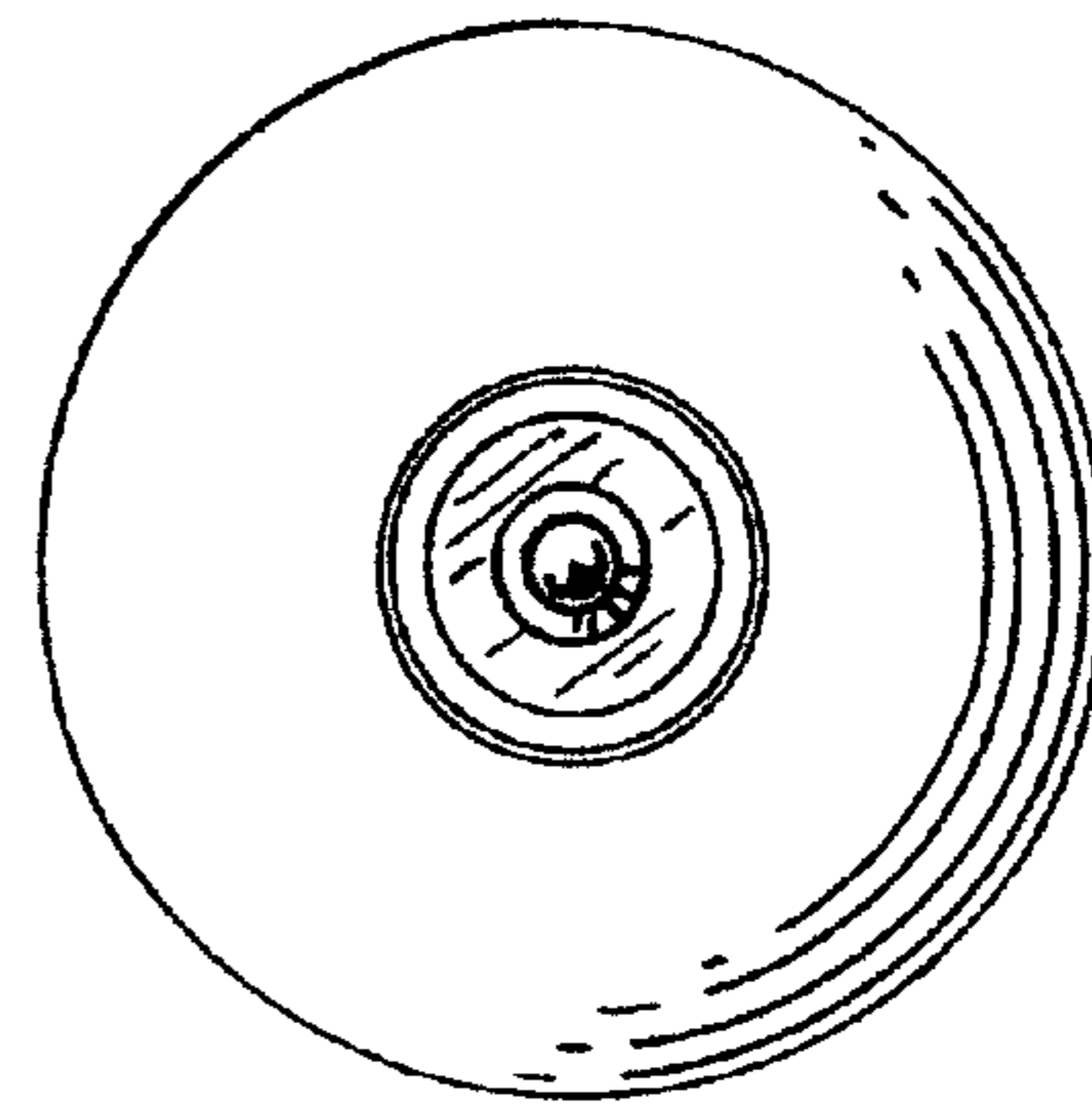
**1 Claim, 1 Drawing Sheet**



*Fig. 1*



*Fig. 2*



*Fig. 3*