



US00D579124S

(12) **United States Design Patent**
Sauter et al.

(10) **Patent No.:** **US D579,124 S**
(45) **Date of Patent:** **** Oct. 21, 2008**

(54) **SANITARY WALL BASE WITH SMALL
INCLINED CORNER**

(75) Inventors: **Mark J. Sauter**, Palatine, IL (US); **Curt
Johnston**, Auburn, OH (US)

(73) Assignee: **Johnsonite Inc.**, Chagrin Falls, OH (US)

(**) Term: **14 Years**

(21) Appl. No.: **29/292,264**

(22) Filed: **Oct. 4, 2007**

(51) **LOC (8) Cl.** **25-01**

(52) **U.S. Cl.** **D25/119**

(58) **Field of Classification Search** D25/119,
D25/136; 52/287.1, 290, 288.1, 716.1, 716.6,
52/716.8, 717.01, 718.01, 242
See application file for complete search history.

(56) **References Cited**

U.S. PATENT DOCUMENTS

1,663,774	A	3/1928	Petersen	
2,069,289	A	2/1937	Swendsen	
2,651,086	A	9/1953	Corson	
2,994,905	A	8/1961	Franker, Jr.	
3,092,869	A	6/1963	Stump	
3,192,576	A	7/1965	Wieting	
3,460,302	A *	8/1969	Cooper	52/242
4,478,017	A	10/1984	Brown	
4,565,041	A *	1/1986	Wendt	52/288.1
5,010,703	A	4/1991	Pearlman	
D380,280	S	6/1997	Ingraham	
D424,709	S	5/2000	Minidis	
D432,671	S *	10/2000	Grosfillex	D25/119
6,401,418	B1	6/2002	Senn	

6,729,087	B2	5/2004	Sauter	
D511,216	S	11/2005	Folliard	
D517,223	S *	3/2006	Folliard	D25/119
D529,631	S	10/2006	Folliard	
D529,632	S	10/2006	Folliard	

* cited by examiner

Primary Examiner—Doris Clark

(74) *Attorney, Agent, or Firm*—D. Peter Hochberg; Sean F.
Mellino; Daniel J. Smola

(57) **CLAIM**

The ornamental design for a sanitary wall base with small
inclined corner, as shown and described.

DESCRIPTION

FIG. 1 is a perspective view of the sanitary wall base with
small inclined corner according to the invention;

FIG. 2 is a top view of the sanitary wall base with small
inclined corner as shown in FIG. 1;

FIG. 3 is a front view of the sanitary wall base with small
inclined corner as shown in FIG. 1;

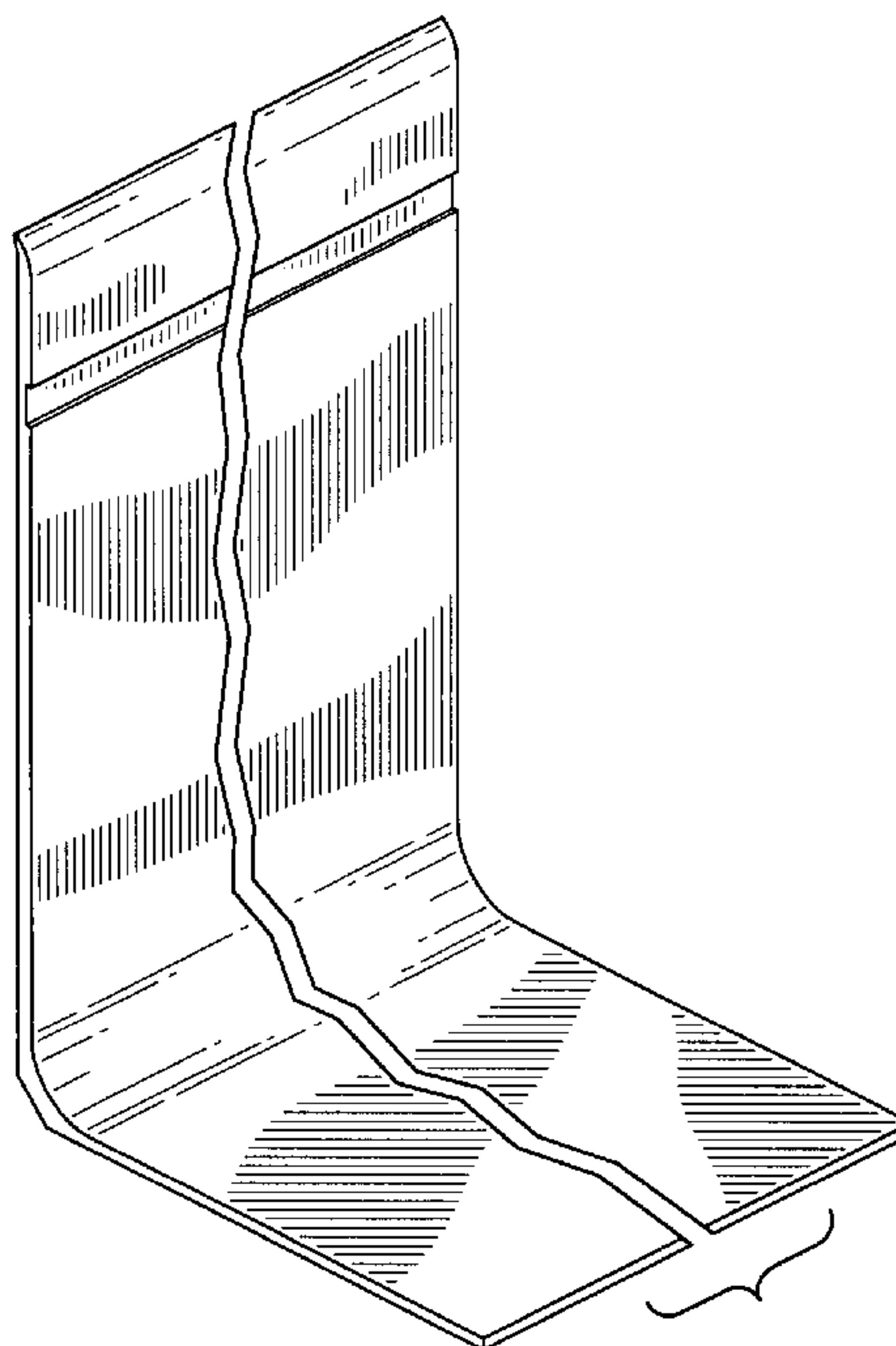
FIG. 4 is a side view of the sanitary wall base with small
inclined corner as shown in FIG. 1;

FIG. 5 is a rear view of the sanitary wall base with small
inclined corner as shown in FIG. 1;

FIG. 6 is side view of the sanitary wall base with small
inclined corner as shown in FIG. 1, shown from the opposite
side as that shown in FIG. 4; and,

FIG. 7 is a bottom view of the sanitary wall base with small
inclined corner as shown in FIG. 1.

1 Claim, 3 Drawing Sheets



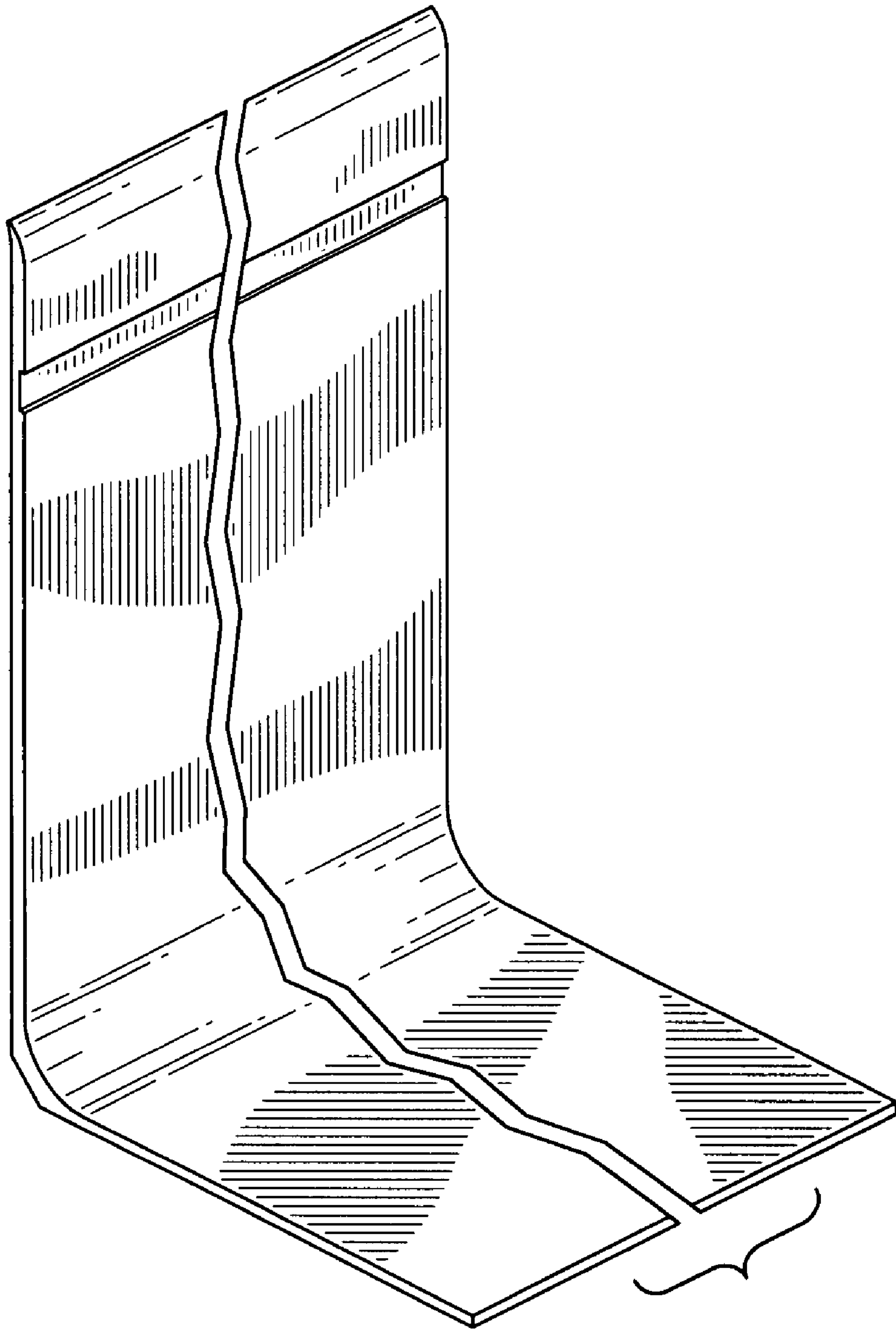


FIG-1

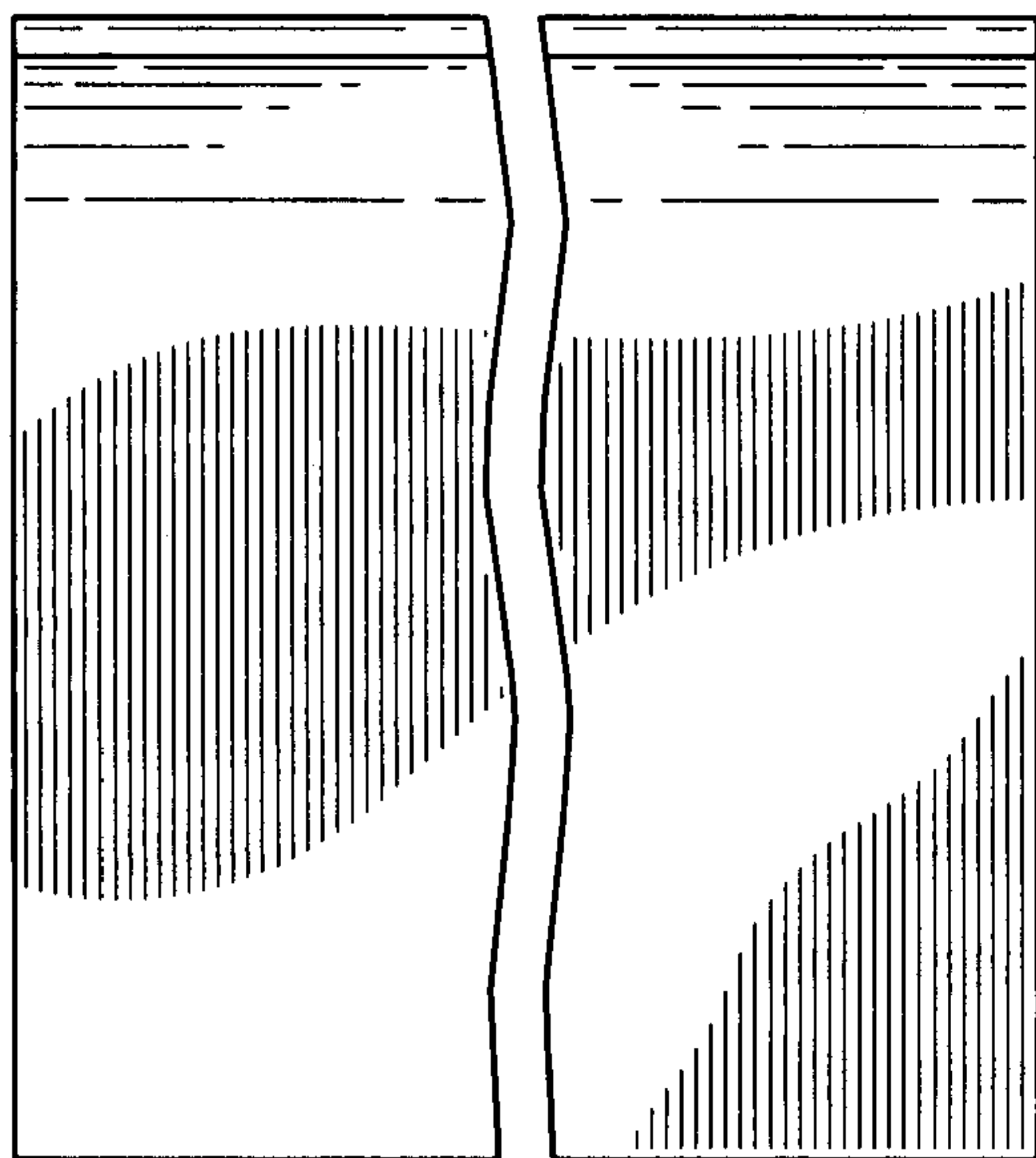


FIG-2

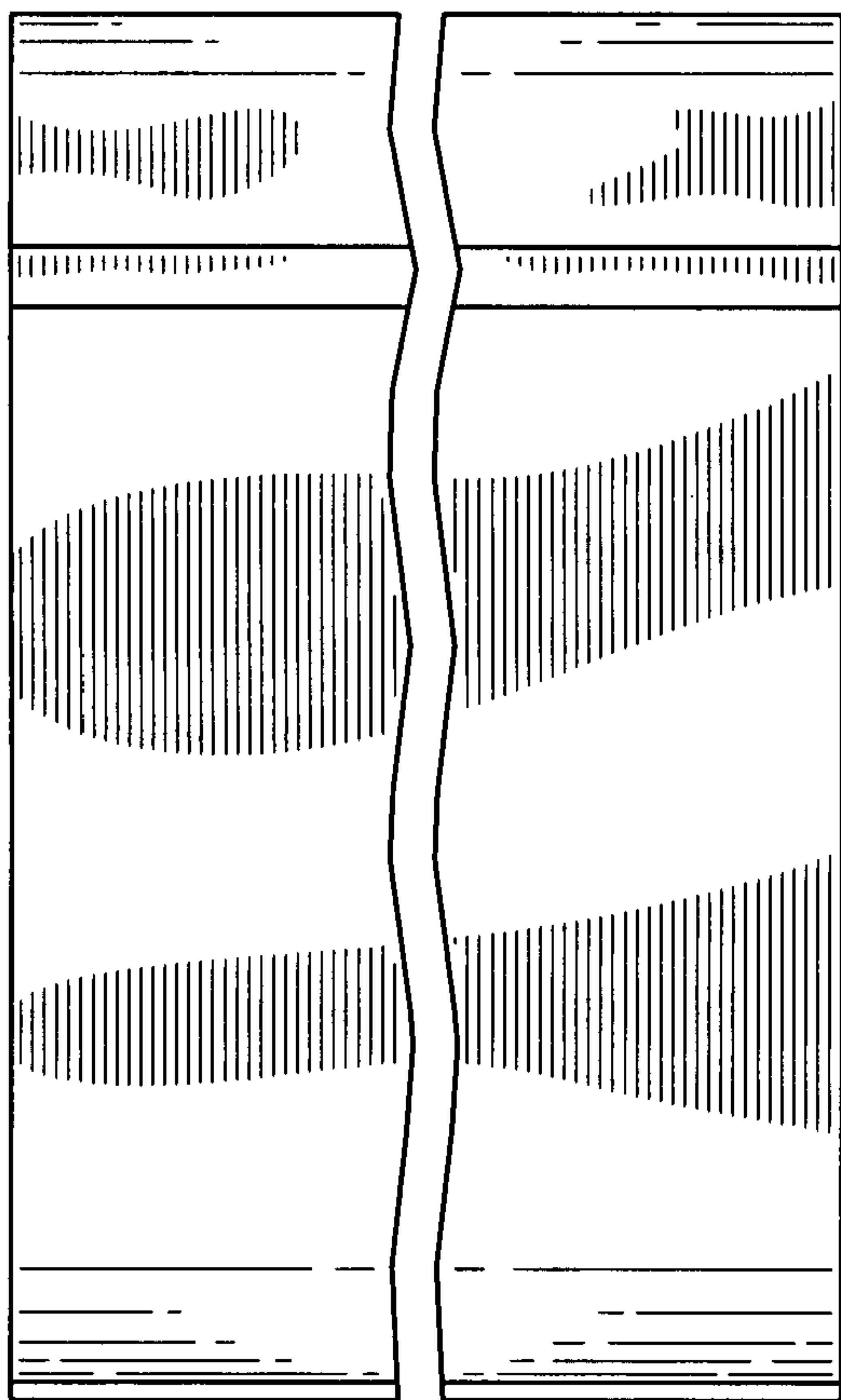


FIG-3




FIG-4

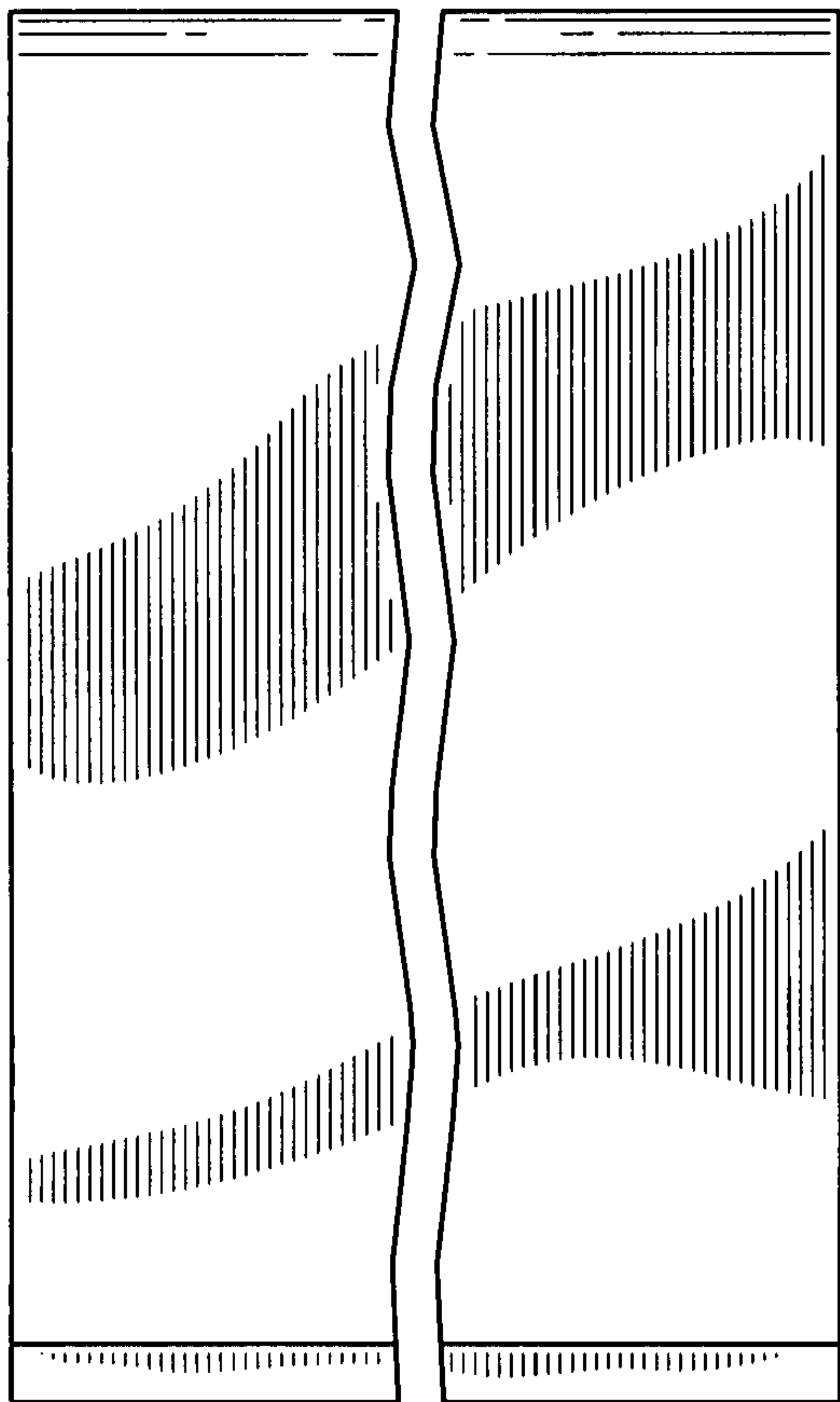


FIG-5




FIG-6

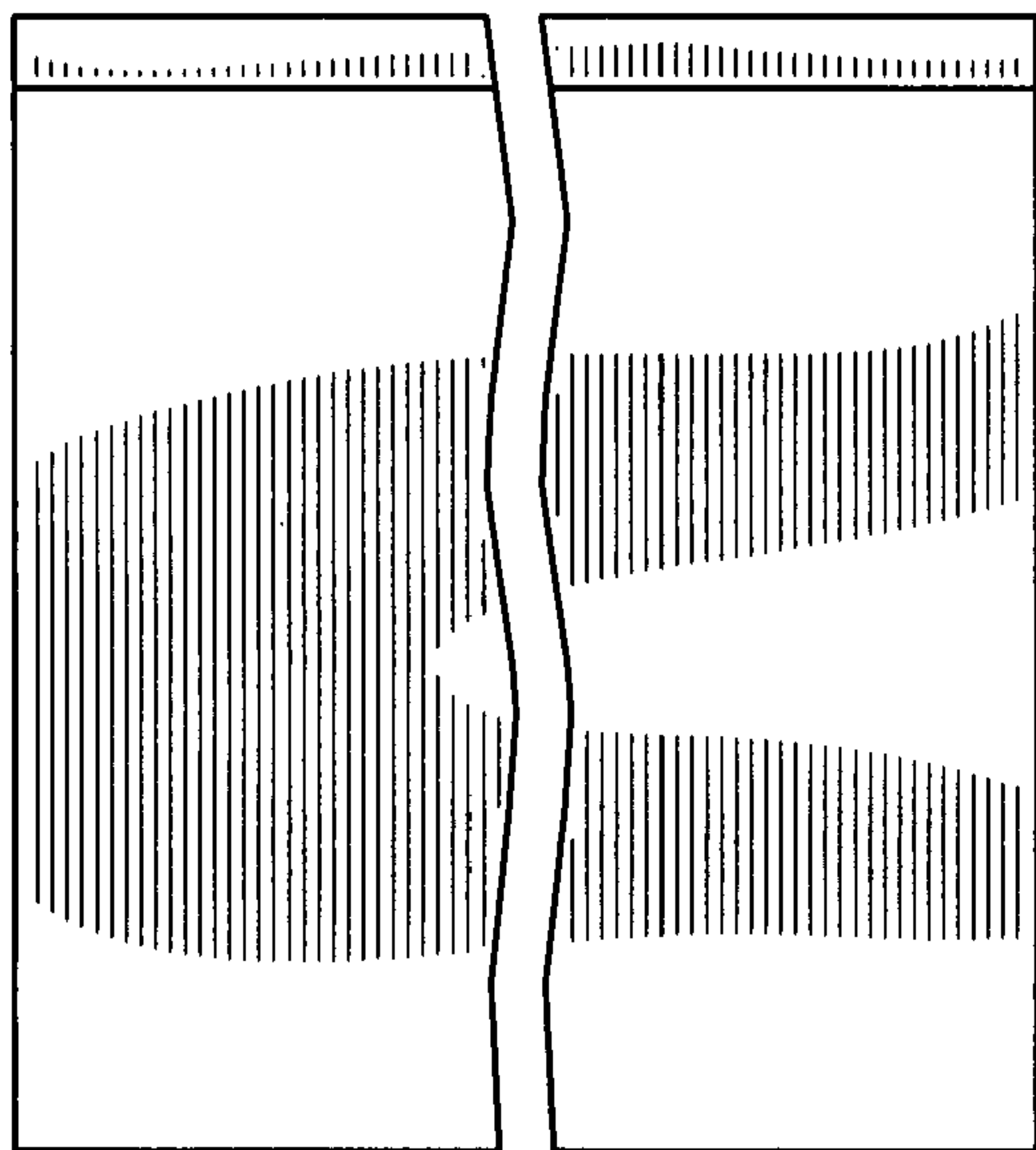


FIG-7