

US00D579117S

(12) **United States Design Patent**
Weiss et al.

(10) **Patent No.:** **US D579,117 S**
(45) **Date of Patent:** **** Oct. 21, 2008**

(54) **CONTAINER FOR CLEANING MEDICAL INSTRUMENTS**

(75) Inventors: **Horst Chr. Weiss**, Muehlheim (DE);
Stefan Rehbein,
Immendingen-Hattingen (DE); **Peter Eisenkolb**, Tuttligen (DE)

(73) Assignee: **Karl Storz GmbH & Co. KG** (DE)

(**) Term: **14 Years**

(21) Appl. No.: **29/254,534**

(22) Filed: **Feb. 24, 2006**

(30) **Foreign Application Priority Data**

Feb. 17, 2006 (EM) 000481460

(51) **LOC (8) Cl.** **24-01**

(52) **U.S. Cl.** **D24/217**

(58) **Field of Classification Search** D24/216-230;
422/292, 295, 297, 300, 301, 302; 206/370,
206/564; D32/55; D7/409, 704

See application file for complete search history.

(56) **References Cited**

U.S. PATENT DOCUMENTS

D175,247 S *	8/1955	Borin	D7/409
2,902,170 A	9/1959	Miller	211/72
D212,604 S *	11/1968	Elftmann	D24/232
D273,985 S	5/1984	Schulstad	D24/16
4,798,292 A	1/1989	Hauze	206/439
5,006,066 A	4/1991	Rouse	433/77
5,108,287 A	4/1992	Yee et al.	433/77
5,148,914 A	9/1992	Budert et al.	206/1.5
5,312,250 A	5/1994	Ellman et al.	433/77
5,340,551 A	8/1994	Berry, Jr.	422/300
5,433,930 A *	7/1995	Taschner	422/300
5,540,901 A	7/1996	Riley	422/300
D387,177 S	12/1997	Davis	D24/227

5,775,499 A	7/1998	Budert	206/379
5,840,261 A *	11/1998	Monch	422/300
5,843,387 A	12/1998	Dane et al.	422/300
5,906,801 A	5/1999	Goughnour	422/300
6,024,218 A	2/2000	Knoblauch	206/379
6,050,409 A	4/2000	Delbeck et al.	206/375
6,116,452 A	9/2000	Hamel et al.	220/318
6,131,740 A	10/2000	Huang	206/759
D458,448 S *	6/2002	Jakab	D24/217
6,547,074 B1	4/2003	Chen	206/379
6,988,616 B2	1/2006	Chen	206/379
D530,824 S *	10/2006	Bennison	D24/217
D531,734 S *	11/2006	Haunschild et al.	D24/217

* cited by examiner

Primary Examiner—Louis S Zarfaz

Assistant Examiner—Anhdao Doan

(74) *Attorney, Agent, or Firm*—St. Onge Steward Johnston & Reens LLC

(57) **CLAIM**

The ornamental design for a container for cleaning medical instruments, as shown and described.

DESCRIPTION

FIG. 1 is a perspective view of a container for cleaning medical instruments in accordance with the new design;

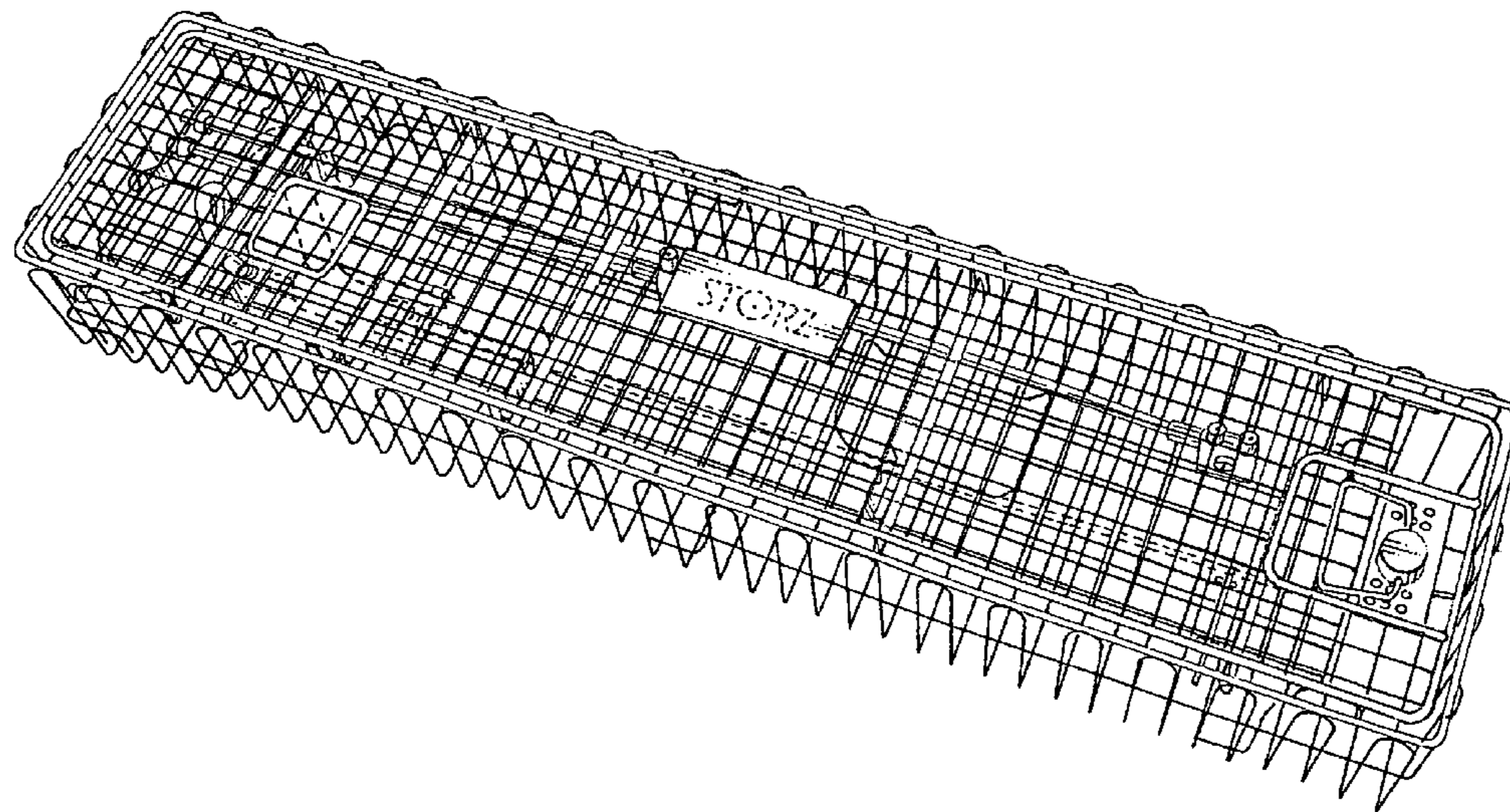
FIG. 2 is exploded perspective view thereof with its cover shown in an alternative position;

FIG. 3 is another perspective view thereof showing the cover removed for clarity of the of the illustration; and,

FIG. 4 is another perspective view thereof showing the cover removed for clarity of the illustration, the connector member shown in an alternative portion and the unclaimed environment omitted.

The broken lines in the drawings depict the environment subject matter and form no part of the claimed design.

1 Claim, 4 Drawing Sheets



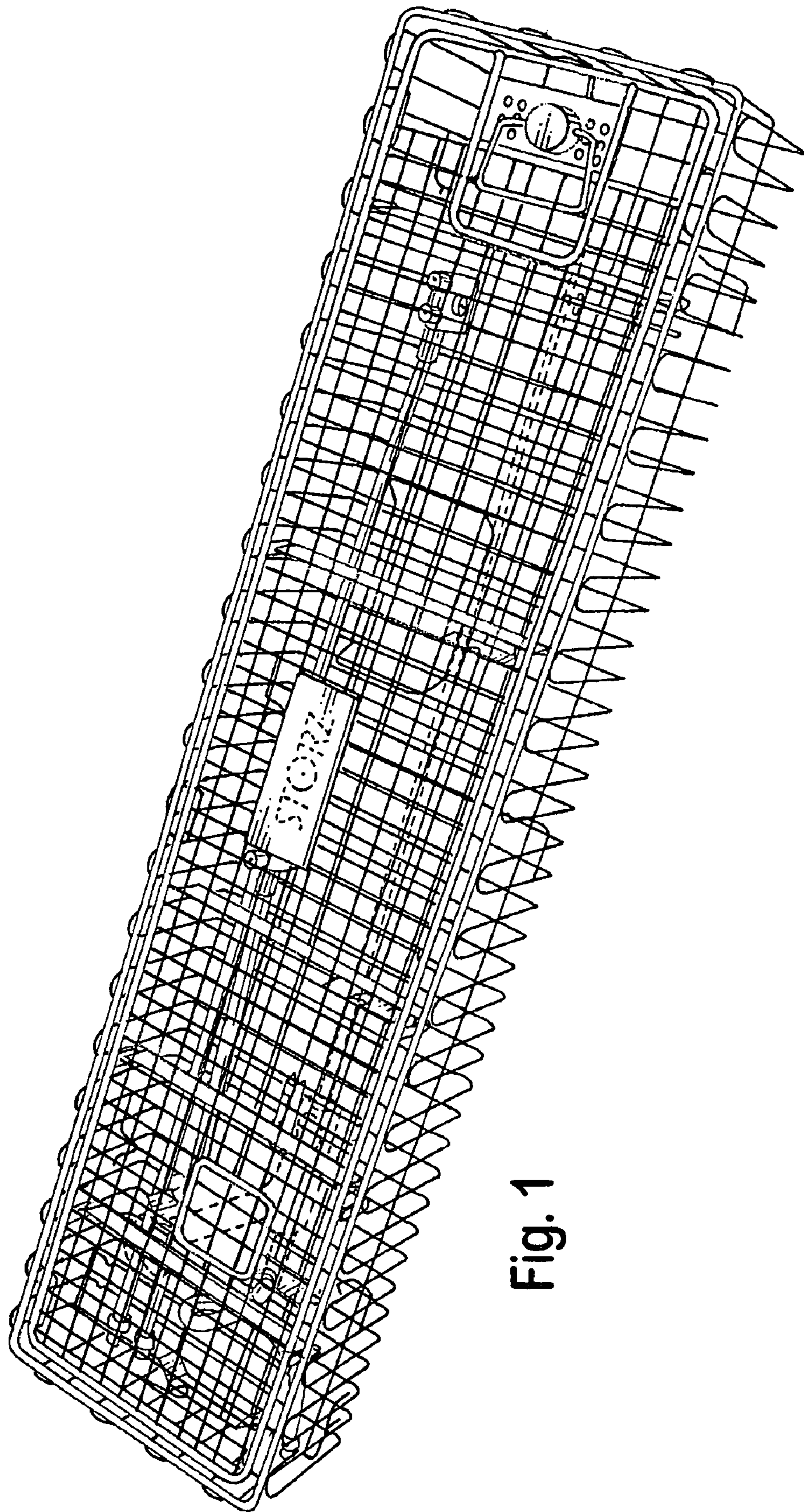


Fig. 1

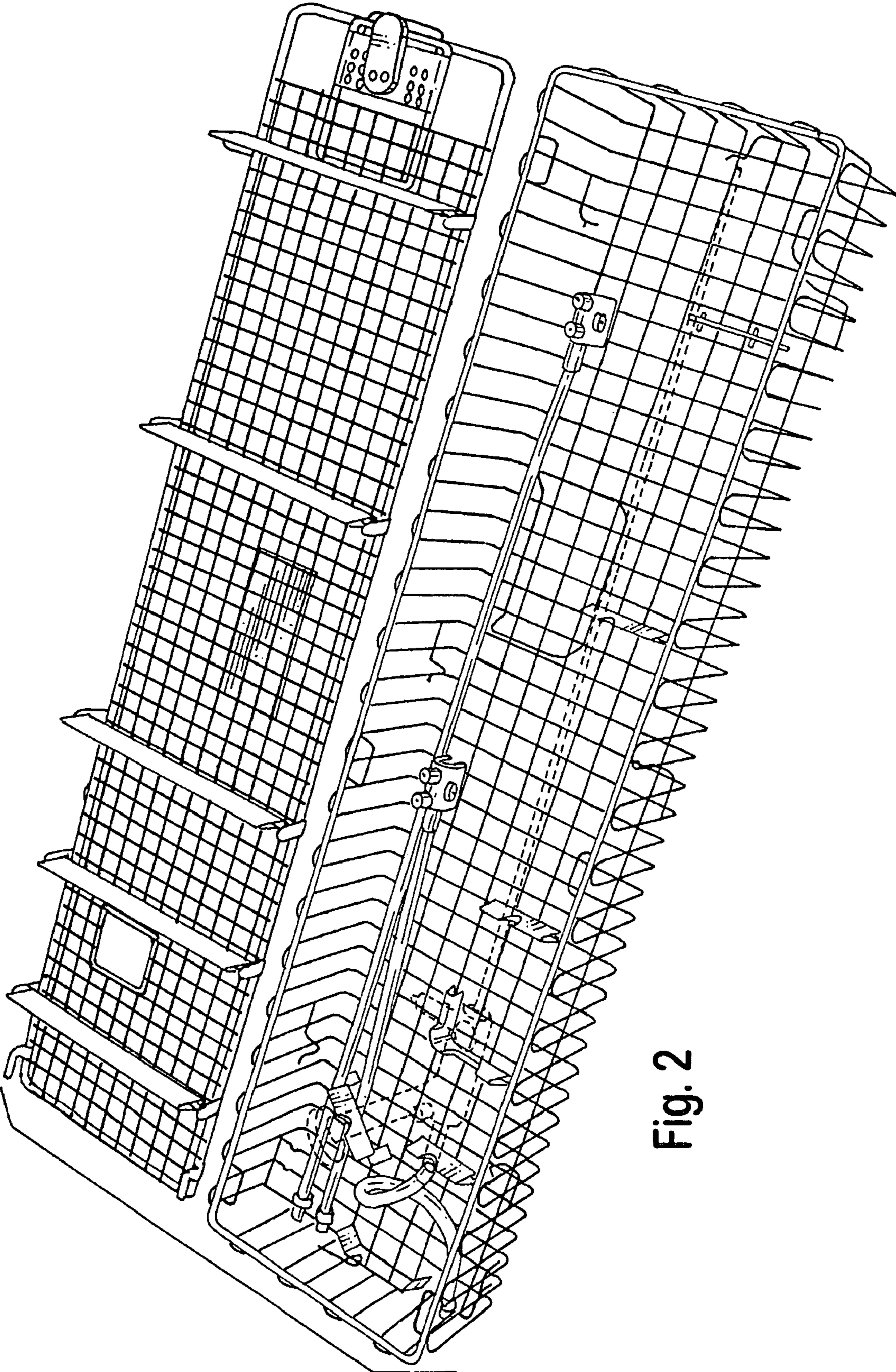


Fig. 2

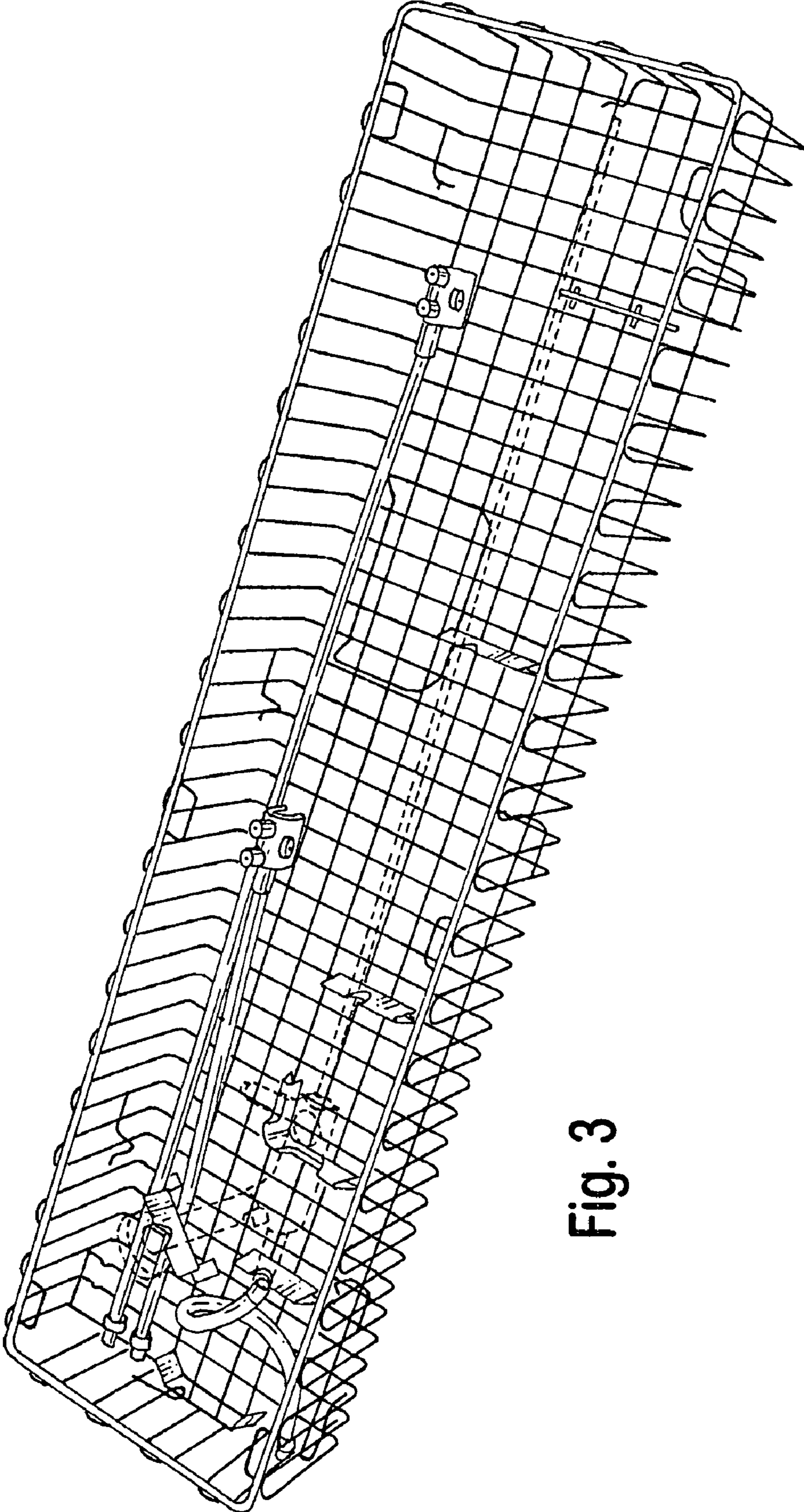


Fig. 3

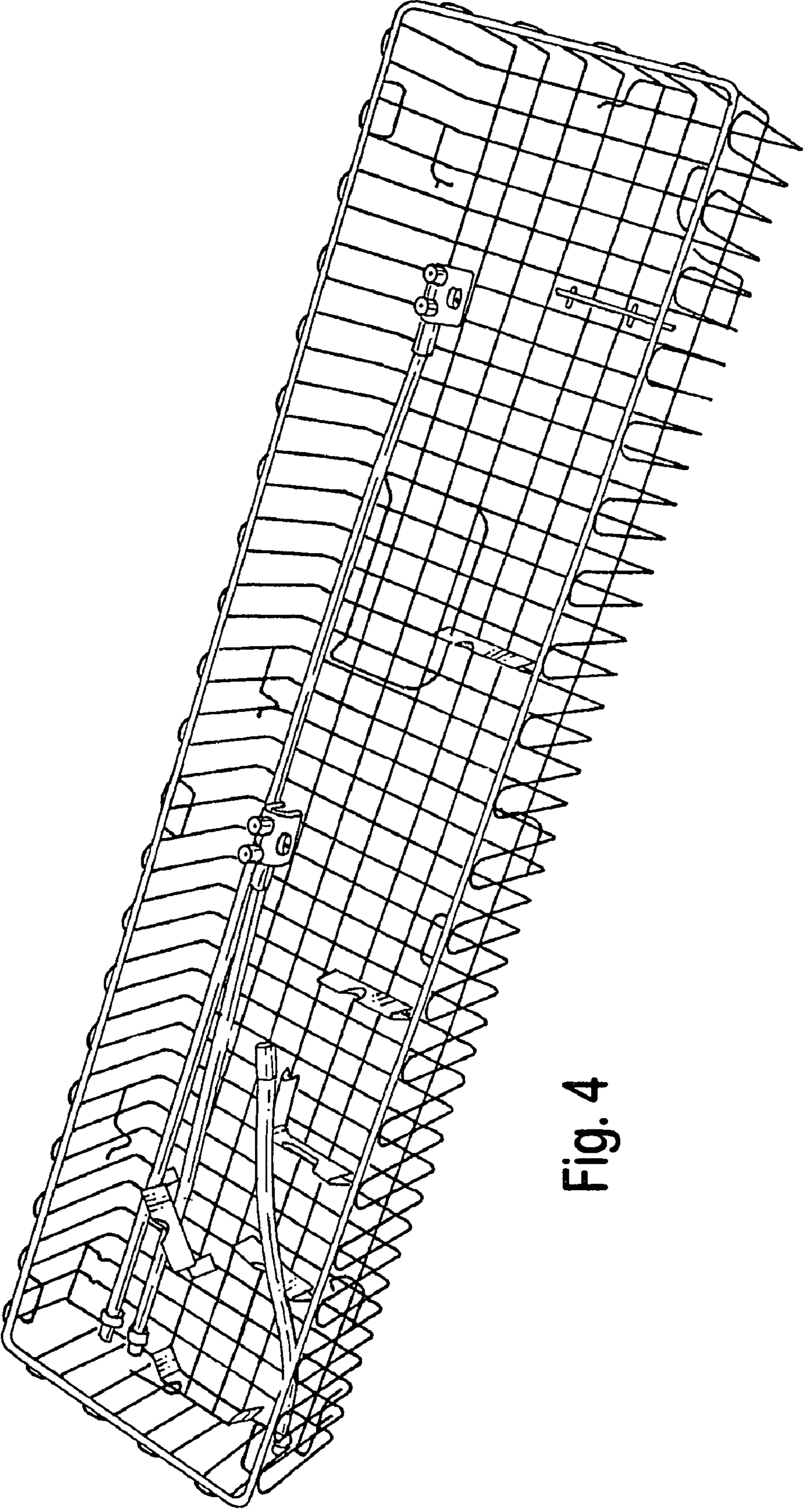


Fig. 4