



US00D579104S

(12) **United States Design Patent**
Benzick et al.

(10) **Patent No.:** **US D579,104 S**
(45) **Date of Patent:** **** Oct. 21, 2008**

(54) **BREATHABLE GAS DISPENSER**

(75) Inventors: **John Benzick**, Minneapolis, MN (US);
Kevin Berigan, Stillwater, MN (US);
Bruce Rogers, Hailey, ID (US); **Fred Stedman**,
Bloomington, MN (US); **Christine Warren**,
Edina, MN (US)

(73) Assignee: **Oxygen Plus, Inc.**, Mahtomedi, MN
(US)

(**) Term: **14 Years**

(21) Appl. No.: **29/293,327**

(22) Filed: **Nov. 16, 2007**

Related U.S. Application Data

(62) Division of application No. 29/266,827, filed on Sep.
28, 2006, now Pat. No. Des. 561,331.

(51) **LOC (8) Cl.** **29-02**

(52) **U.S. Cl.** **D24/110**

(58) **Field of Classification Search** D24/110,
D24/111, 164; 128/204.18, 205.24, 200.14,
128/203.12; 604/140; 222/394
See application file for complete search history.

(56) **References Cited**

U.S. PATENT DOCUMENTS

2,951,644 A * 9/1960 Mahon et al. 239/308
D436,401 S * 1/2001 Remes et al. D24/164
6,578,571 B1 * 6/2003 Watt 128/200.14

D510,437 S * 10/2005 Lang et al. D24/164
7,013,894 B2 * 3/2006 McFarland, Jr. 128/205.24
2003/0213490 A1 * 11/2003 Righetti 128/204.18

* cited by examiner

Primary Examiner—Ian Simmons

Assistant Examiner—Christopher Lee

(74) *Attorney, Agent, or Firm*—Patterson, Thuente, Skaar &
Christensen, P.A.

(57) **CLAIM**

We claim the ornamental design for a breathable gas dispenser, as shown.

DESCRIPTION

FIG. 1 is a perspective view of a breathable gas dispenser according to an embodiment of the invention.

FIG. 2 is a front view of a breathable gas dispenser according to an embodiment of the invention.

FIG. 3 is a side view of a breathable gas dispenser according to an embodiment of the invention.

FIG. 4 is a top view of a breathable gas dispenser according to an embodiment of the invention.

FIG. 5 is a back view of a breathable gas dispenser according to an embodiment of the invention; and,

FIG. 6 is a bottom view of a breathable gas dispenser according to an embodiment of the invention.

A broken line showing in any of the figures is for illustrative purposes only and forms no part of the claimed design.

1 Claim, 3 Drawing Sheets

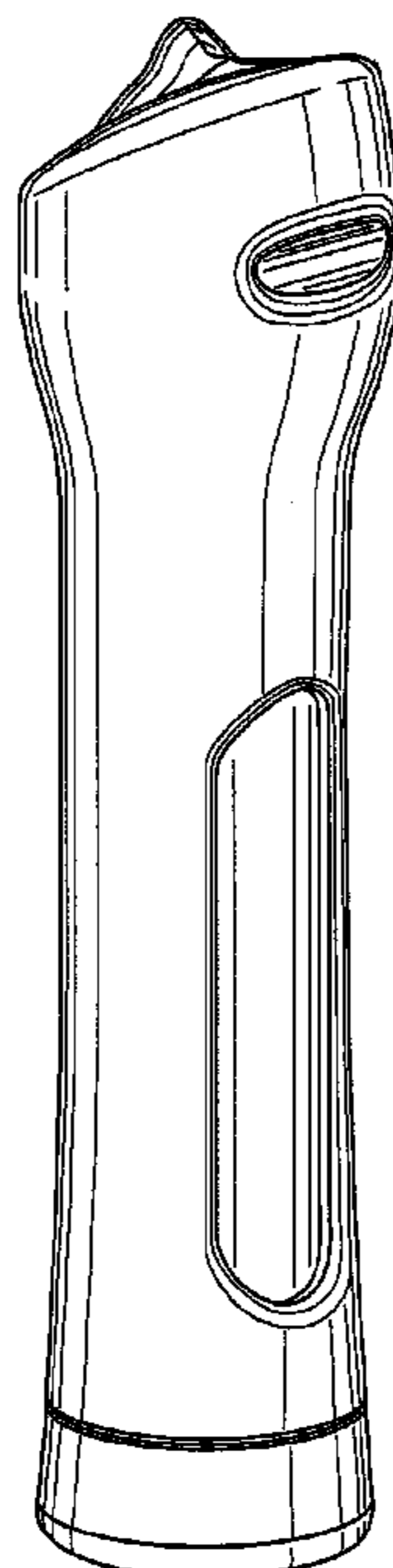


Fig. 1

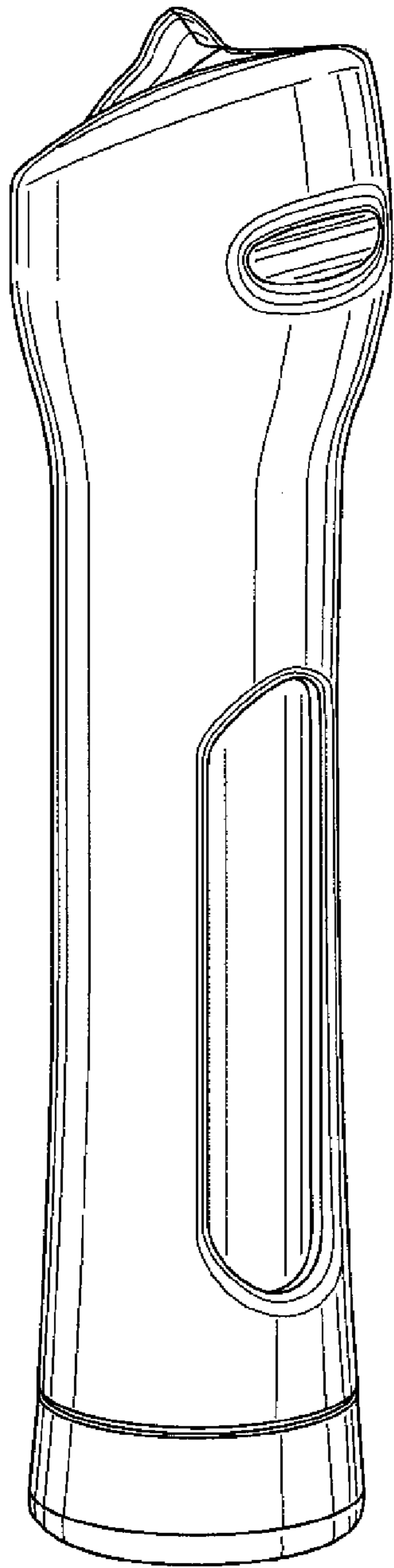


Fig. 2

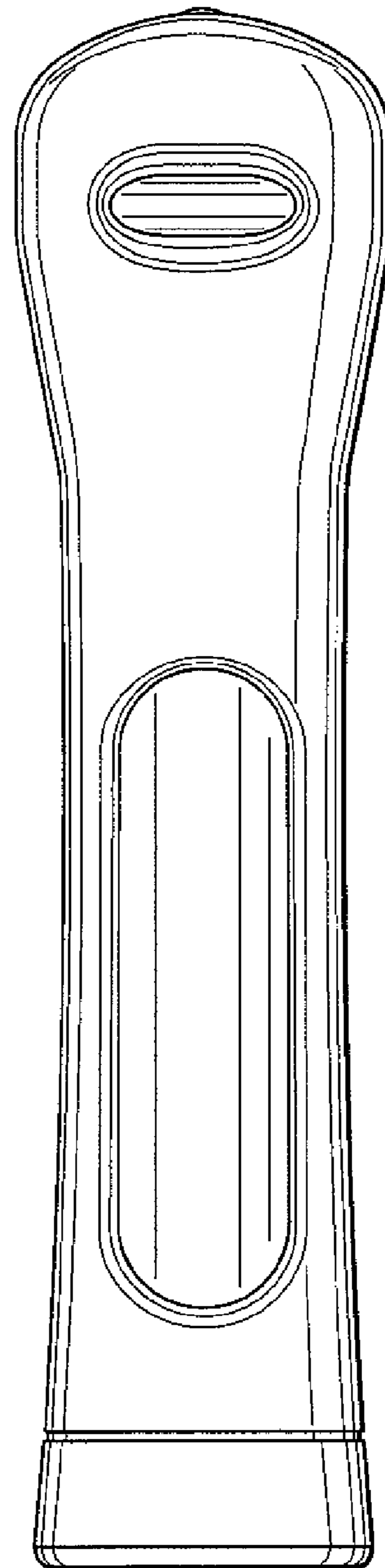


Fig. 3

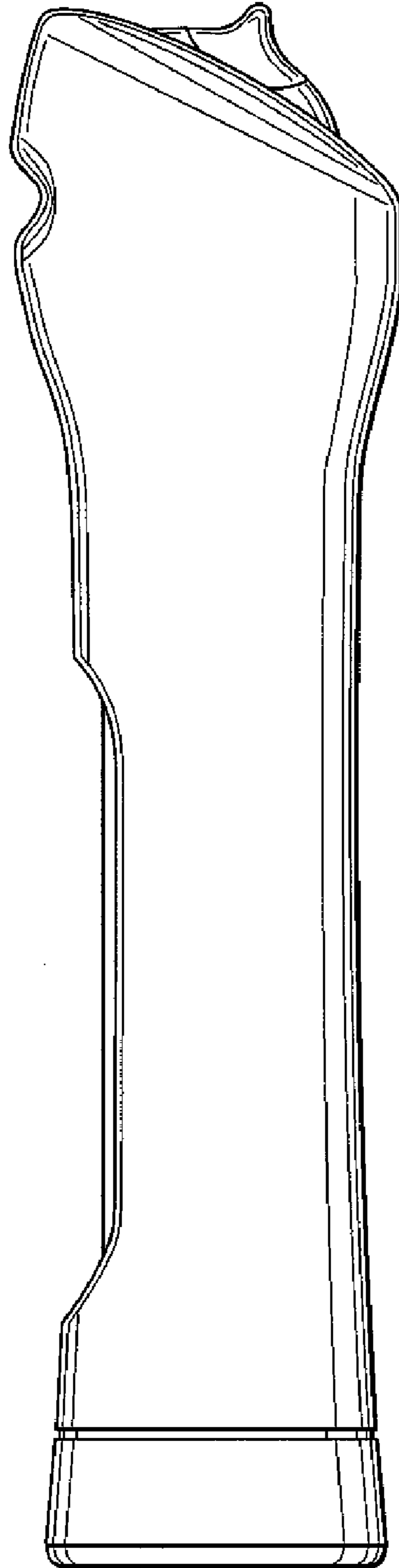


Fig. 4

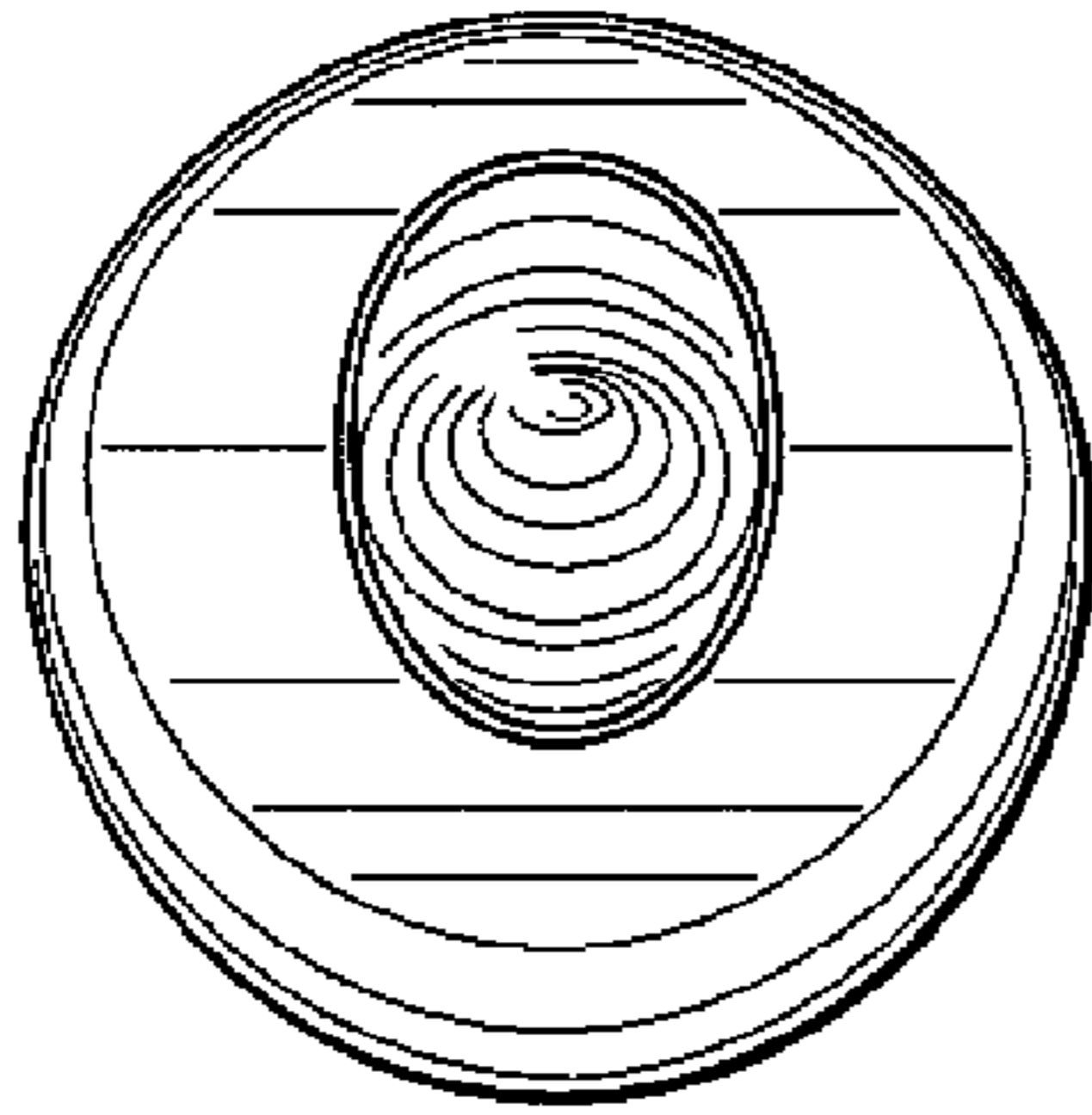


Fig. 5

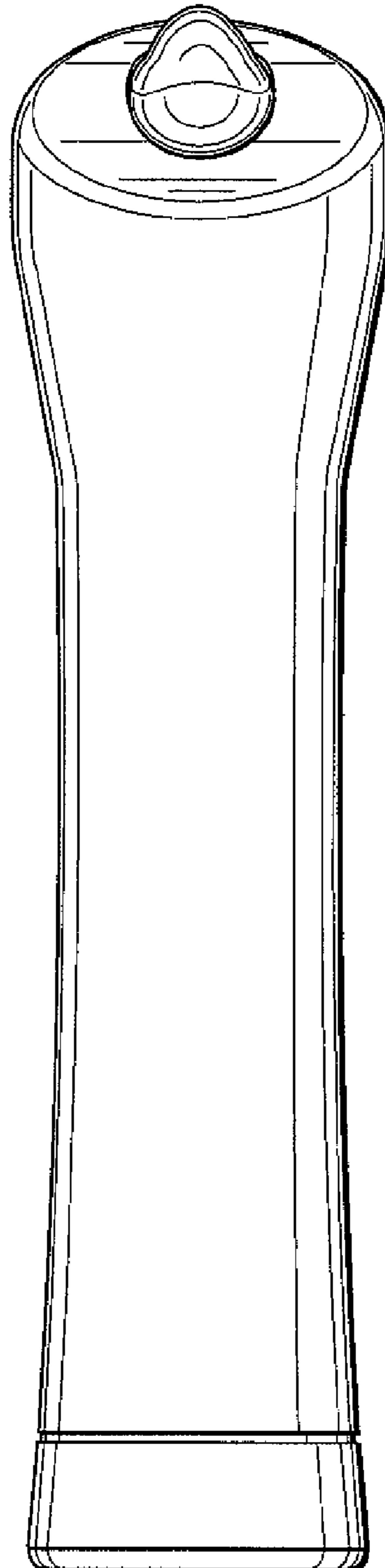


Fig. 6

