



US00D579093S

(12) **United States Design Patent**
Cummings et al.

(10) **Patent No.:** **US D579,093 S**
(45) **Date of Patent:** **** Oct. 21, 2008**

(54) **TOILET CISTERN**

(75) Inventors: **Stephen John Cummings**, Newport (AU); **Vincent Kai Hong Ho**, Croydon (AU)

(73) Assignee: **Caroma Industries Limited**, Brisbane, Queensland (AU)

(**) Term: **14 Years**

(21) Appl. No.: **29/285,631**

(22) Filed: **Apr. 4, 2007**

(30) **Foreign Application Priority Data**

Oct. 5, 2006 (AU) 14508/2006

(51) **LOC (8) Cl.** **23-02**

(52) **U.S. Cl.** **D23/313**

(58) **Field of Classification Search** D23/295, D23/301, 303, 309, 313; 4/664, 300, 353
See application file for complete search history.

(56) **References Cited**

U.S. PATENT DOCUMENTS

D219,341 S * 12/1970 Jacoby D23/274

D252,404 S * 7/1979 Basterfield D23/274
D350,188 S * 8/1994 McNeill D23/313
D394,495 S * 5/1998 Hauser, II D23/284
D440,643 S * 4/2001 McKeone D23/313

* cited by examiner

Primary Examiner—Robert A Delehanty
(74) *Attorney, Agent, or Firm*—Merchant & Gould P.C.

(57) **CLAIM**

The ornamental design for a toilet cistern, as shown and described.

DESCRIPTION

FIG. 1 is a perspective view of a toilet cistern showing our new design;

FIG. 2 is an elevated front view thereof;

FIG. 3 is an elevated left thereof;

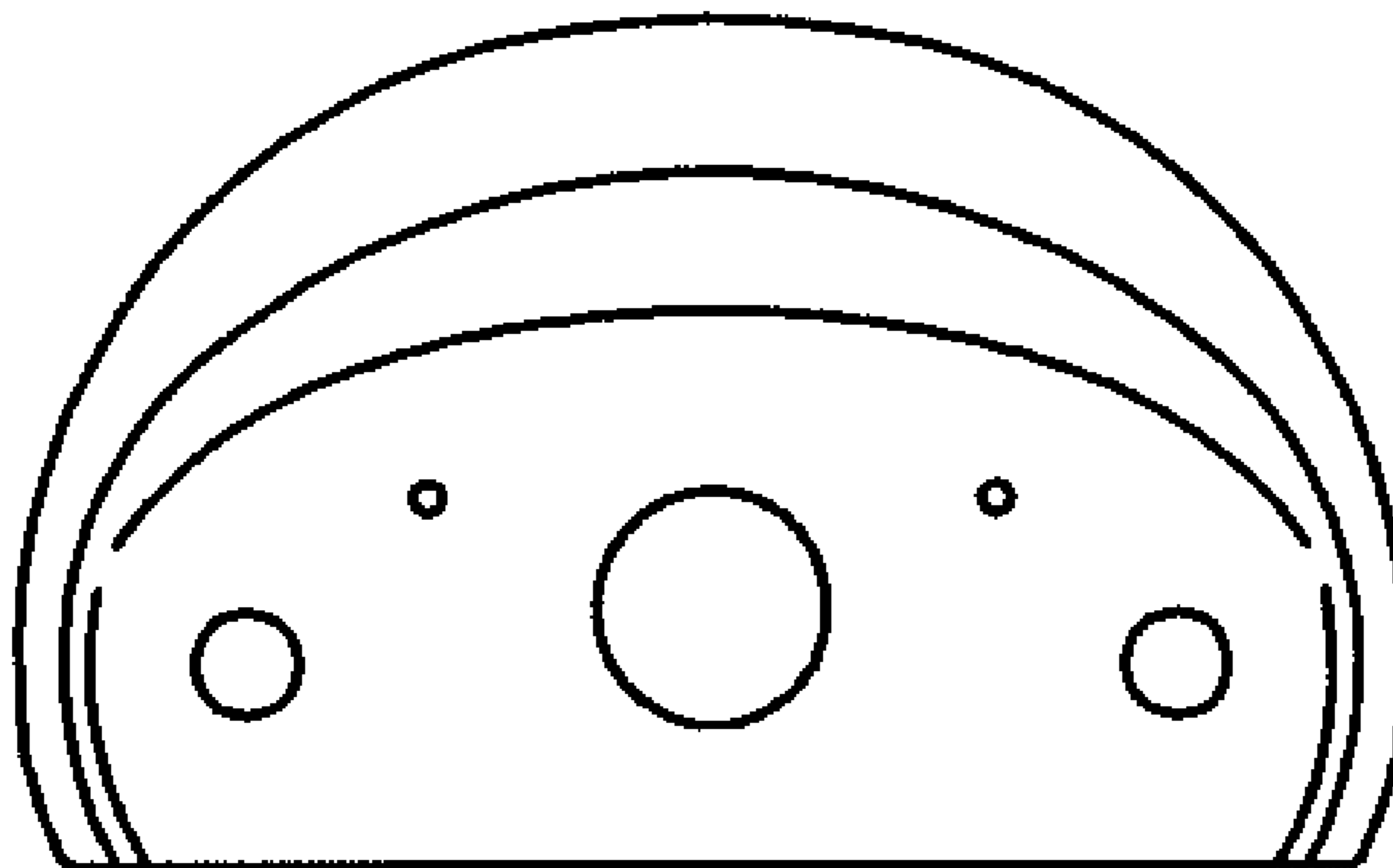
FIG. 4 is an elevated right thereof;

FIG. 5 is an elevated rear view thereof;

FIG. 6 is a top plan view thereof; and,

FIG. 7 is bottom plan view thereof.

1 Claim, 1 Drawing Sheet



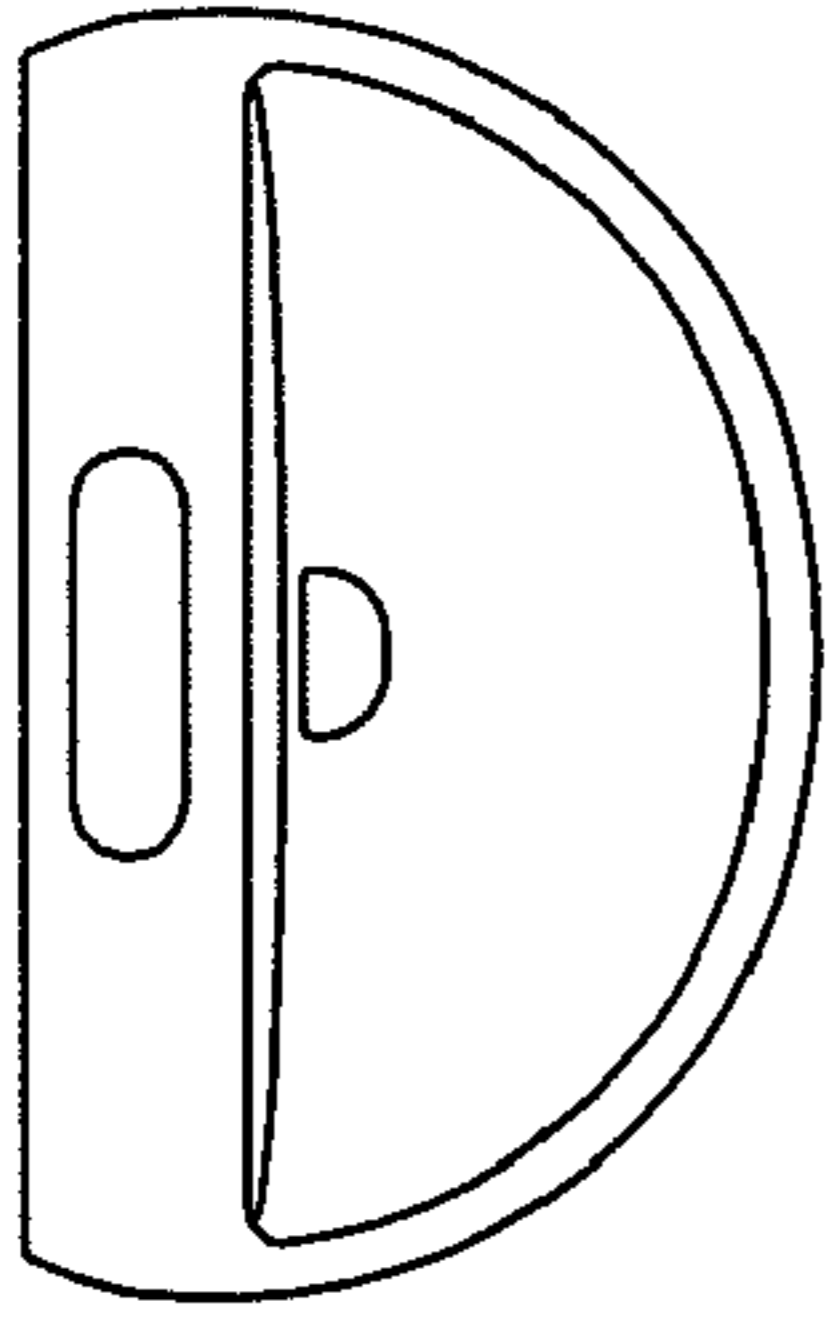


FIG. 6

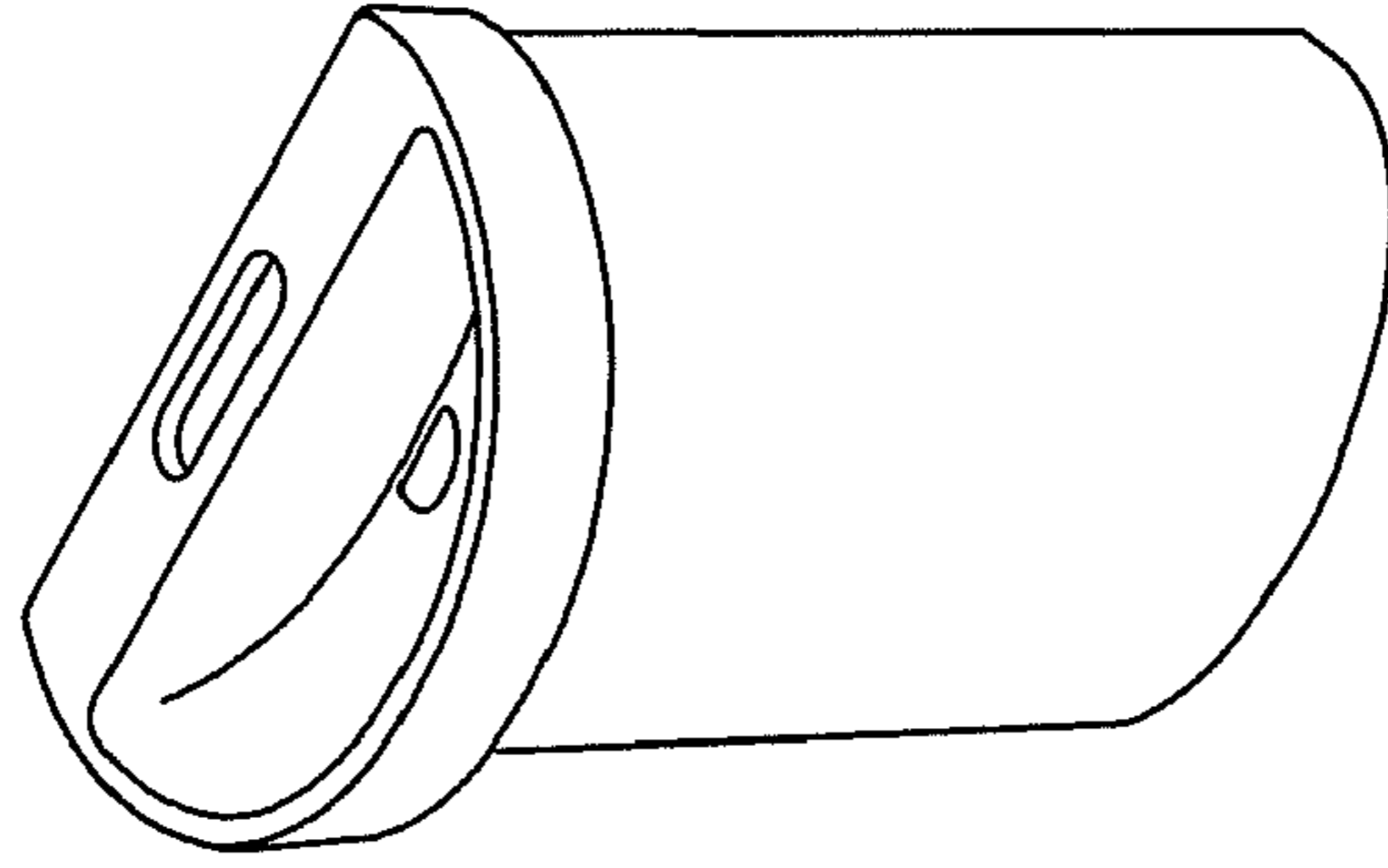


FIG. 1




FIG. 4




FIG. 2




FIG. 3




FIG. 5

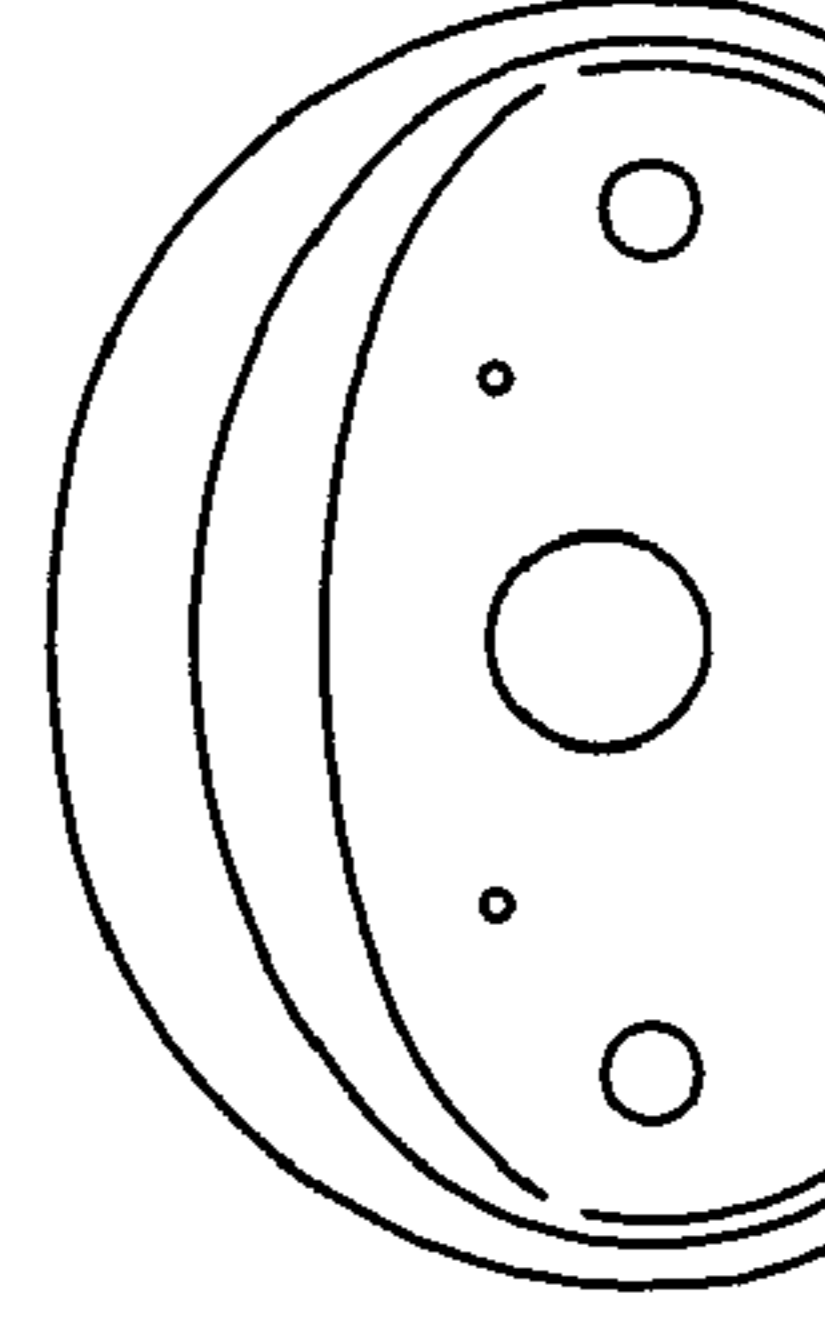


FIG. 7