



US00D579087S

(12) **United States Design Patent**
Daunter et al.

(10) **Patent No.:** **US D579,087 S**
(45) **Date of Patent:** **** Oct. 21, 2008**

(54) **SHOWER CONTROL**

D569,483 S * 5/2008 Daunter et al. D23/238

(75) Inventors: **Dominic Daunter**, Howell, MI (US);
Daniel Genord, South Lyon, MI (US);
Emilie Williams, Fishers, IN (US)

* cited by examiner

Primary Examiner—Robert A Delehanty

(73) Assignee: **Masco Corporation of Indiana**,
Indianapolis, IN (US)

(74) *Attorney, Agent, or Firm*—Leon E. Redman; Lloyd D.
Doigan

(**) Term: **14 Years**

(57) **CLAIM**

(21) Appl. No.: **29/280,752**

The ornamental design for a shower control, as shown and
described.

(22) Filed: **Jun. 6, 2007**

DESCRIPTION

(51) **LOC (8) Cl.** **23-01**

(52) **U.S. Cl.** **D23/254**

(58) **Field of Classification Search** D23/250,
D23/252–254, 238–243, 244–249, 304; 4/675–678;
D8/300, 307–308; D6/550; 137/801; 16/110.1,
16/441

FIG. 1 is a front perspective view of a shower control showing
our new design;

FIG. 2 is a front elevational view thereof;

FIG. 3 is a top plan view thereof;

FIG. 4 is a bottom plan view thereof;

FIG. 5 is a left side elevational view thereof; and,

FIG. 6 is a right side elevational view thereof.

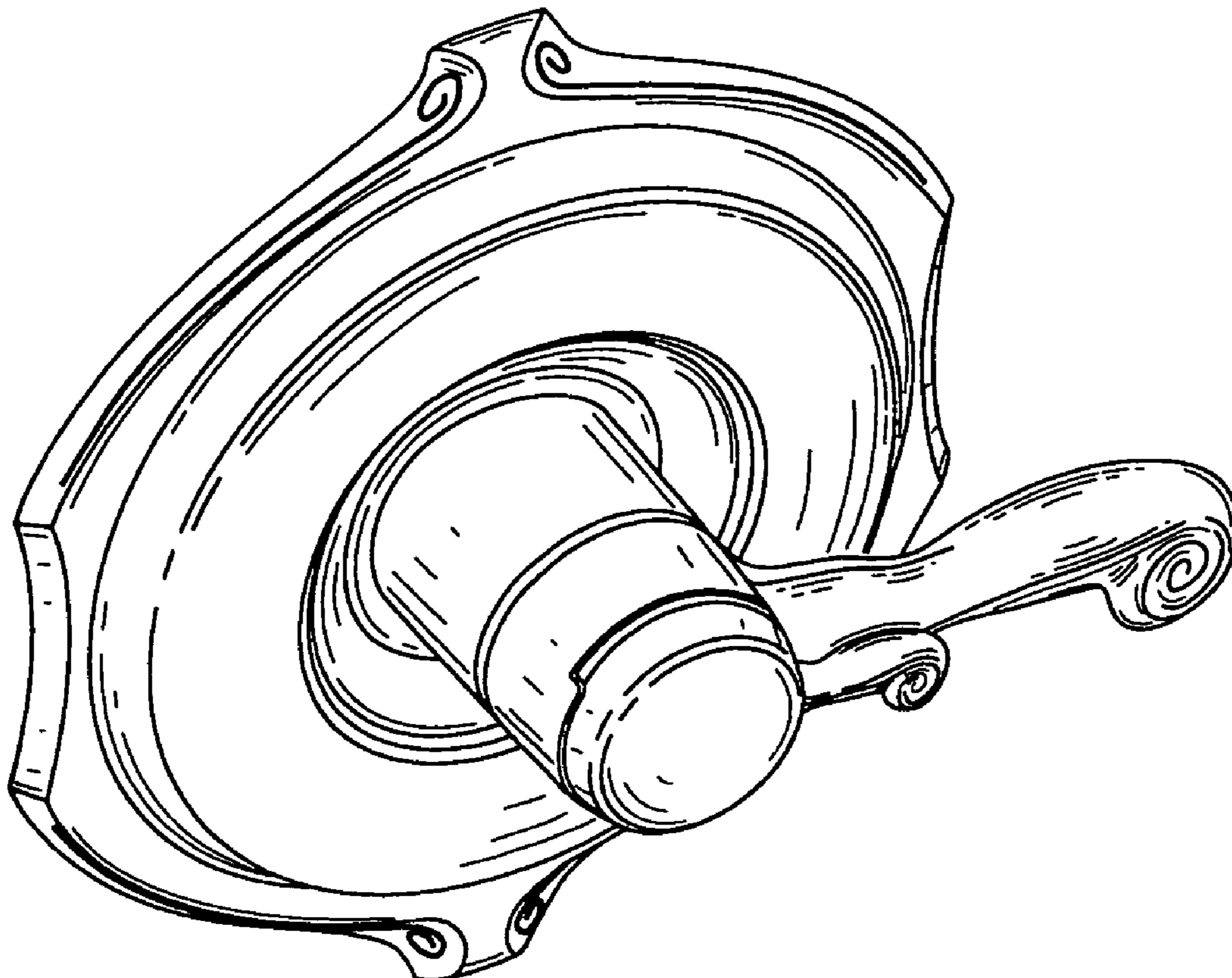
See application file for complete search history.

(56) **References Cited**

U.S. PATENT DOCUMENTS

D502,346 S * 3/2005 Berberet D6/550

1 Claim, 6 Drawing Sheets



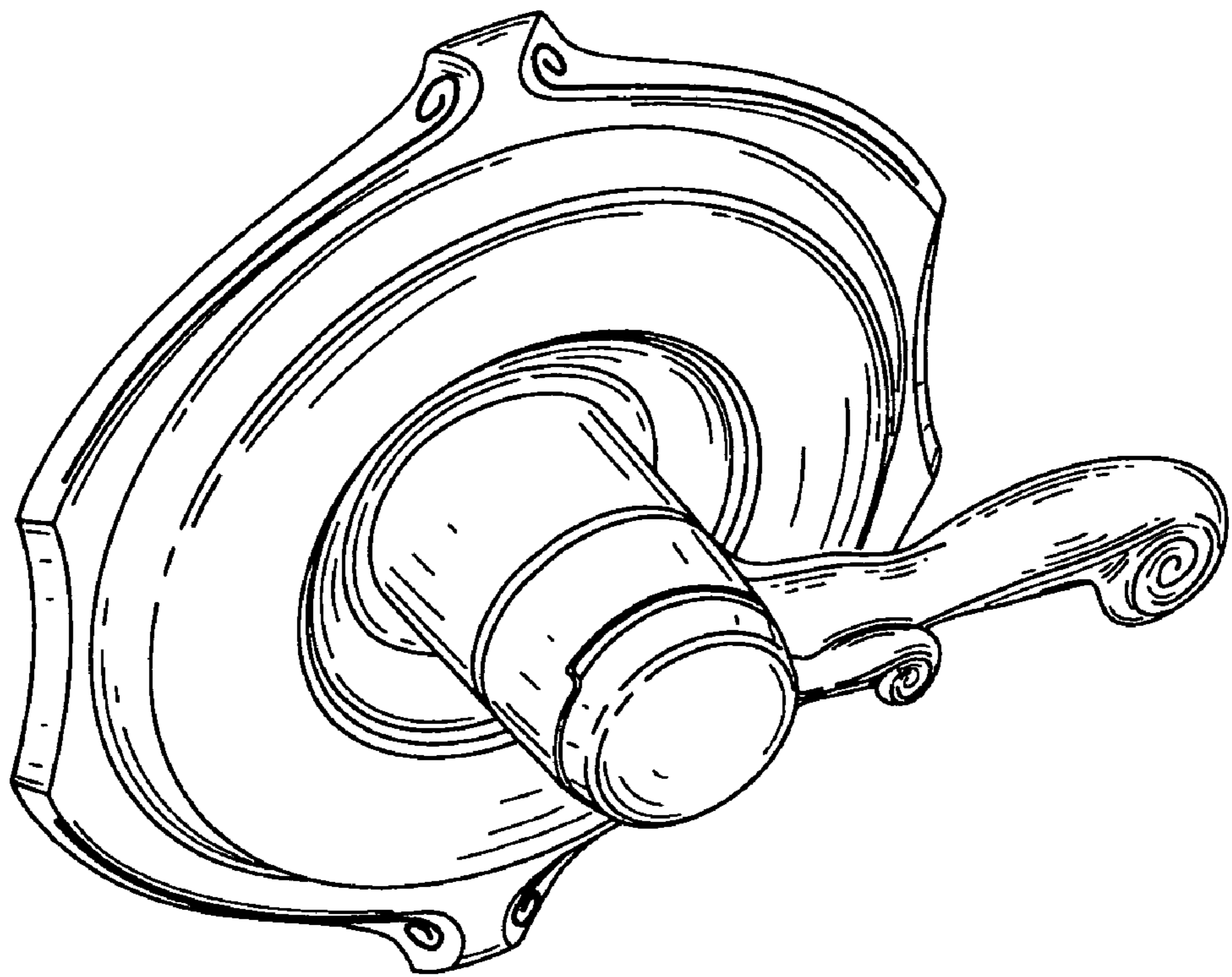


FIG. 1




FIG. 2




FIG. 3




FIG. 4

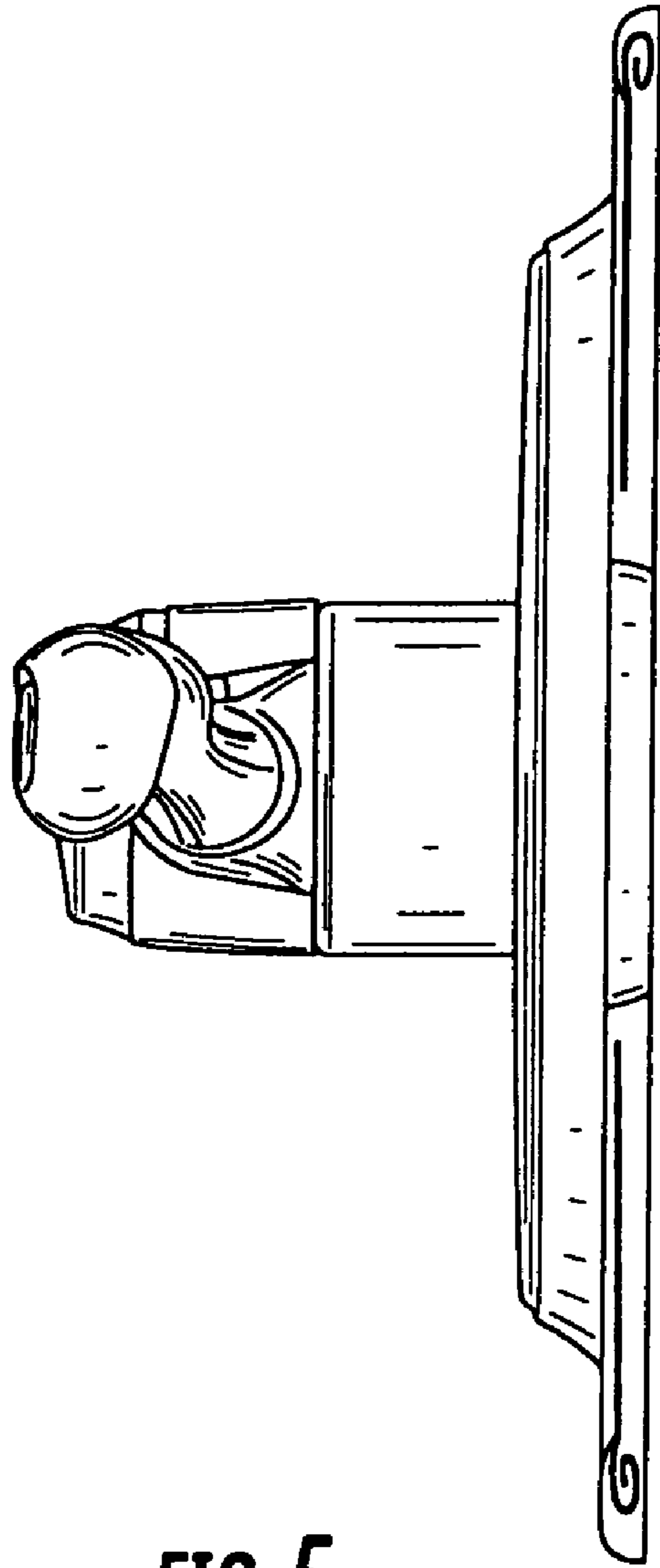


FIG. 5

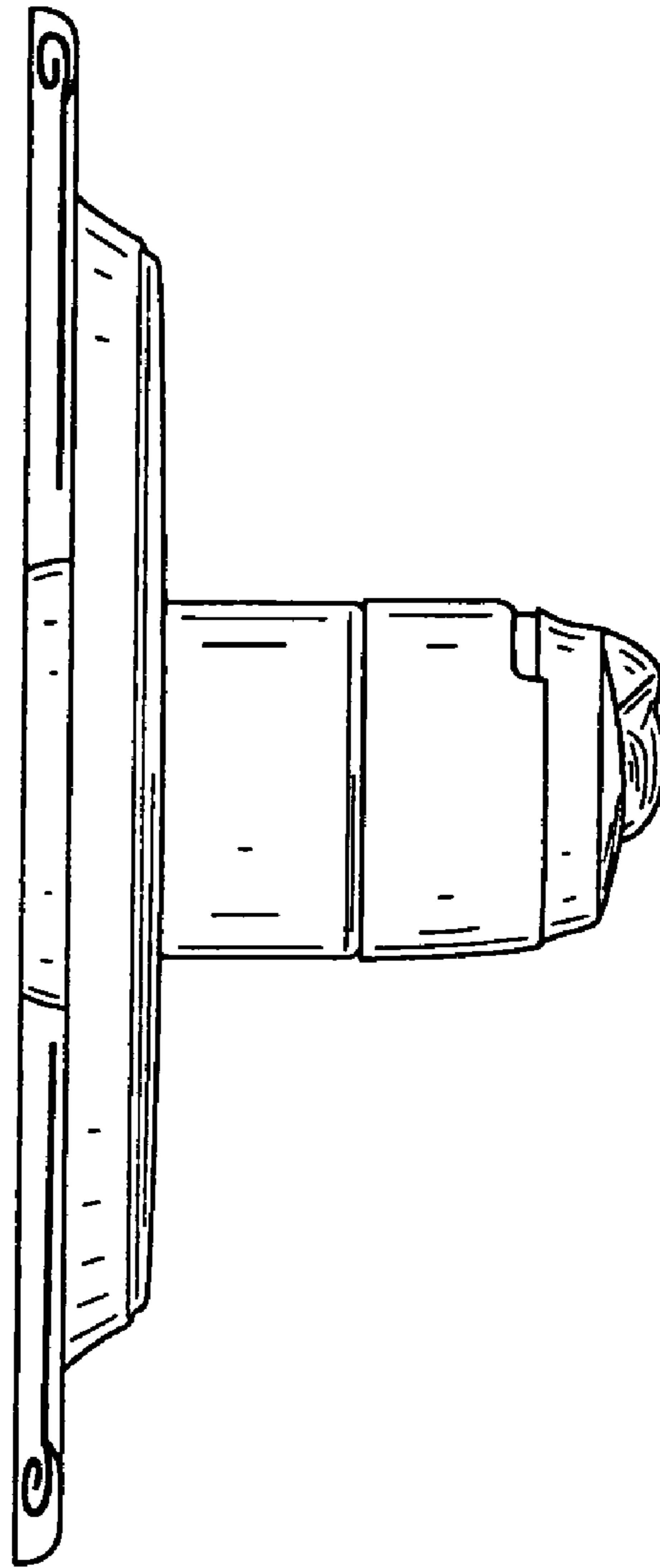


FIG. 6