

US00D579078S

(12) **United States Design Patent**
Deline et al.

(10) **Patent No.:** **US D579,078 S**
(45) **Date of Patent:** **** Oct. 21, 2008**

(54) **FUEL DISPENSER NOZZLE**

(75) Inventors: **Jonathan E. Deline**, Oak Ridge, NC (US); **Brian L. Roderman**, Plano, TX (US); **Justin D. Pendleton**, Carrollton, TX (US); **Angelo J. Carpinelli**, Rockwall, TX (US)

(73) Assignee: **Gilbarco Inc.**, Greensboro, NC (US)

(**) Term: **14 Years**

(21) Appl. No.: **29/291,138**

(22) Filed: **Aug. 15, 2007**

(51) **LOC (8) Cl.** **23-01**

(52) **U.S. Cl.** **D23/223**

(58) **Field of Classification Search** D23/213,
D23/223, 226; 239/525-527; 222/14, 208,
222/209

See application file for complete search history.

(56) **References Cited**

U.S. PATENT DOCUMENTS

D338,209	S	*	8/1993	Butkovich et al.	D23/226
D355,704	S	*	2/1995	Simpson et al.	D23/226
5,992,479	A	*	11/1999	Simpson	141/206
7,040,358	B2	*	5/2006	Lacroix et al.	141/206
D522,611	S	*	6/2006	Carder et al.	D23/213

OTHER PUBLICATIONS

U.S. Provisional Application of Applicant Jonathan E. DeLine, Entitled "Fuel Dispenser," Filed Aug. 15, 2007, U.S. Appl. No. 60/956,072.

Veeder-Root brochure entitled, ORVR Compliance Made Simple, Publication No. 576047-129, printed Jul. 2006, copyright Veeder-Root Company.

* cited by examiner

Primary Examiner—Robin V Webster
(74) *Attorney, Agent, or Firm*—Nelson Mullins Riley & Scarborough LLP

(57) **CLAIM**

The ornamental design of a fuel dispenser nozzle, substantially as shown and described.

DESCRIPTION

FIG. 1 is a perspective view of a fuel dispenser nozzle embodying the design of the present invention.

FIG. 2 is a top view of the fuel dispenser nozzle illustrated in FIG. 1.

FIG. 3 is a bottom view of the fuel dispenser nozzle illustrated in FIG. 1.

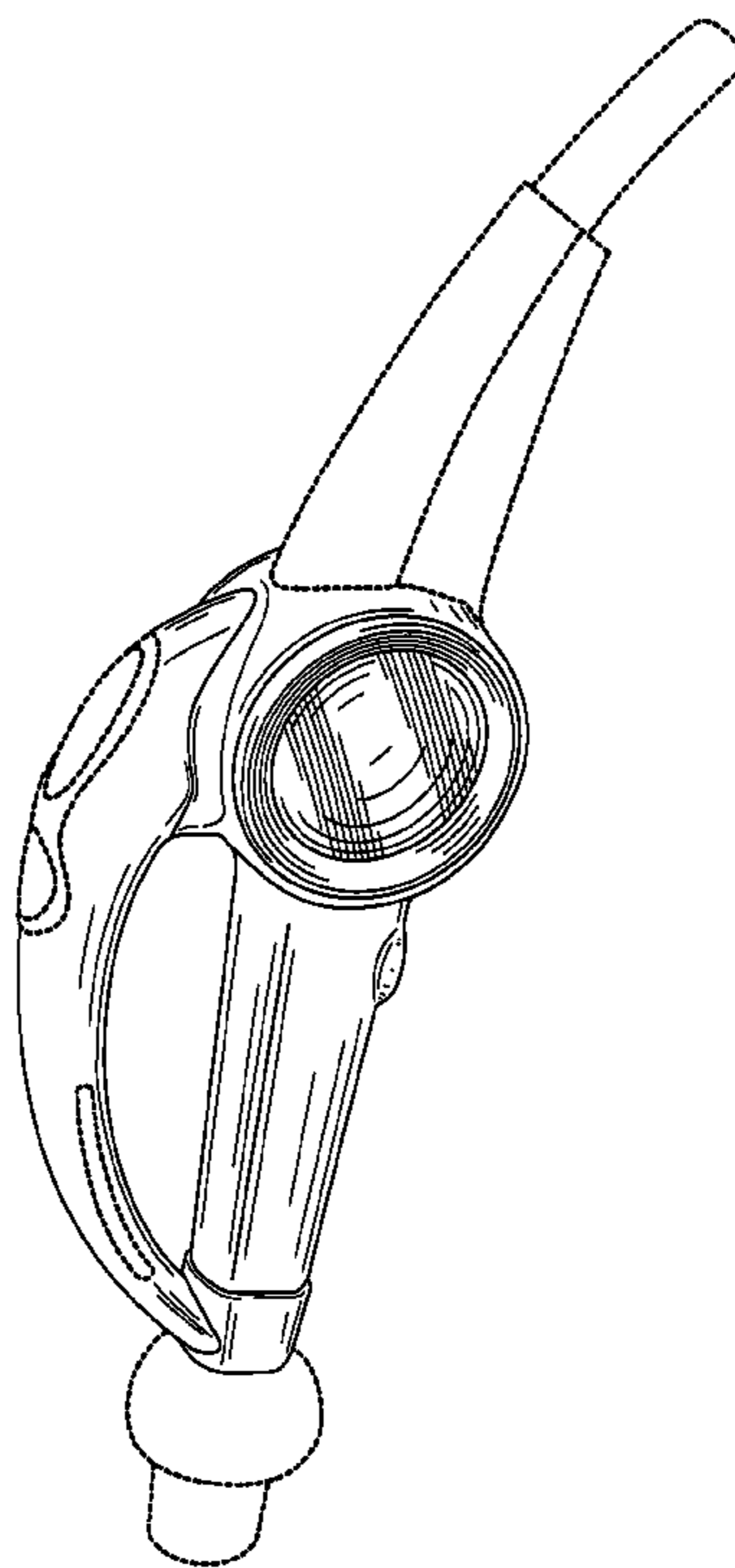
FIG. 4 is a left side lavational view of a fuel dispenser nozzle of FIG. 1, the right side being a mirror image;

FIG. 5 is a front view of the fuel dispenser nozzle illustrated in FIG. 1; and,

FIG. 6 is a rear view of the fuel dispenser nozzle illustrated in FIG. 1.

The portions shown in broken lines form no part of the claimed design.

1 Claim, 4 Drawing Sheets



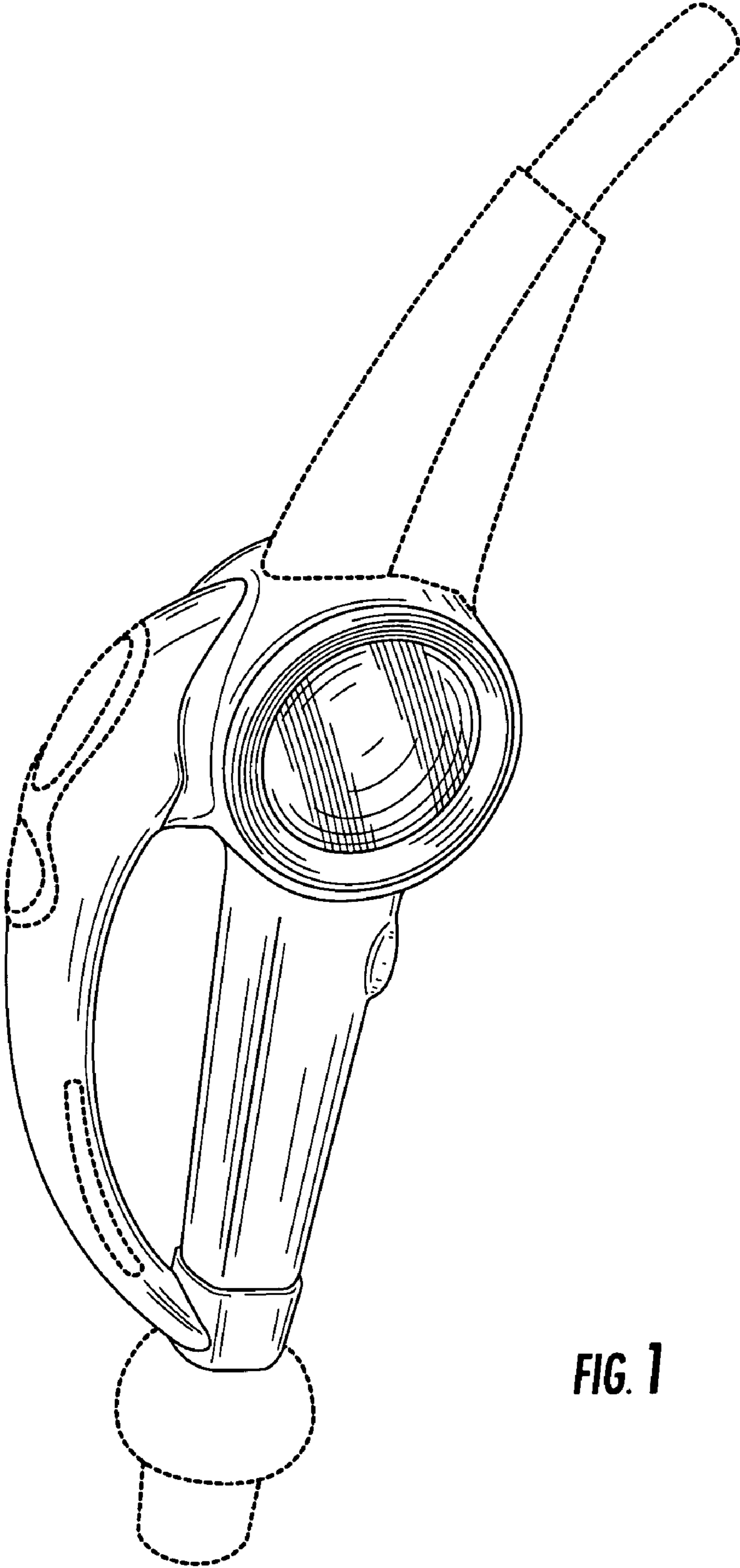


FIG. 1

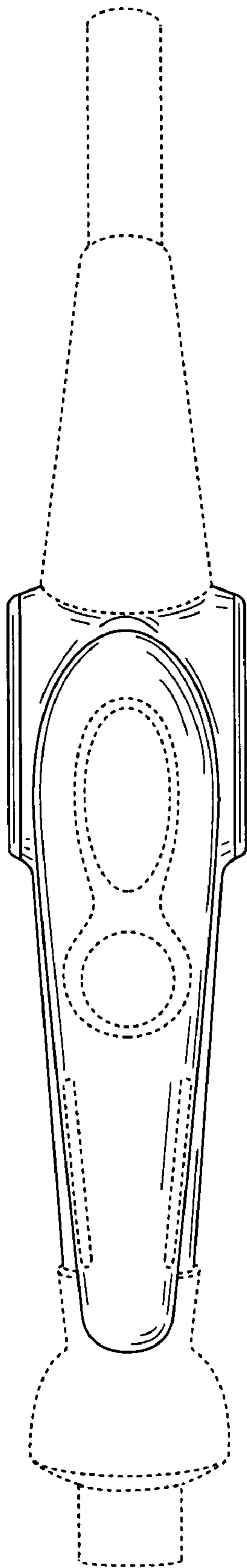


FIG. 2




FIG. 3

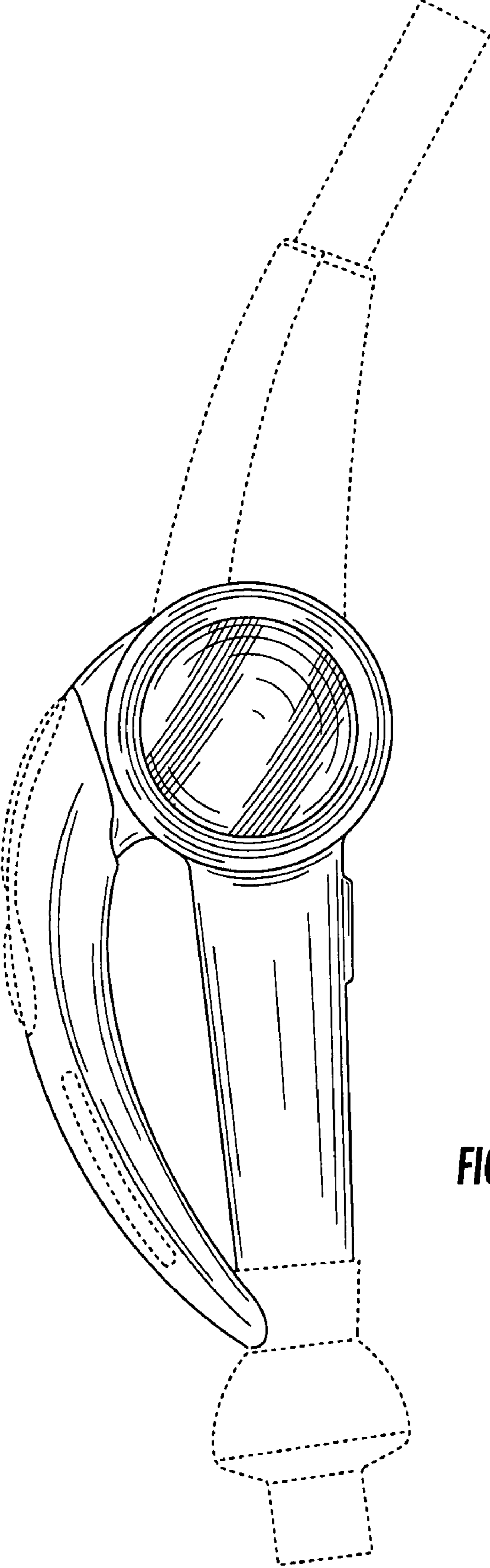


FIG. 4

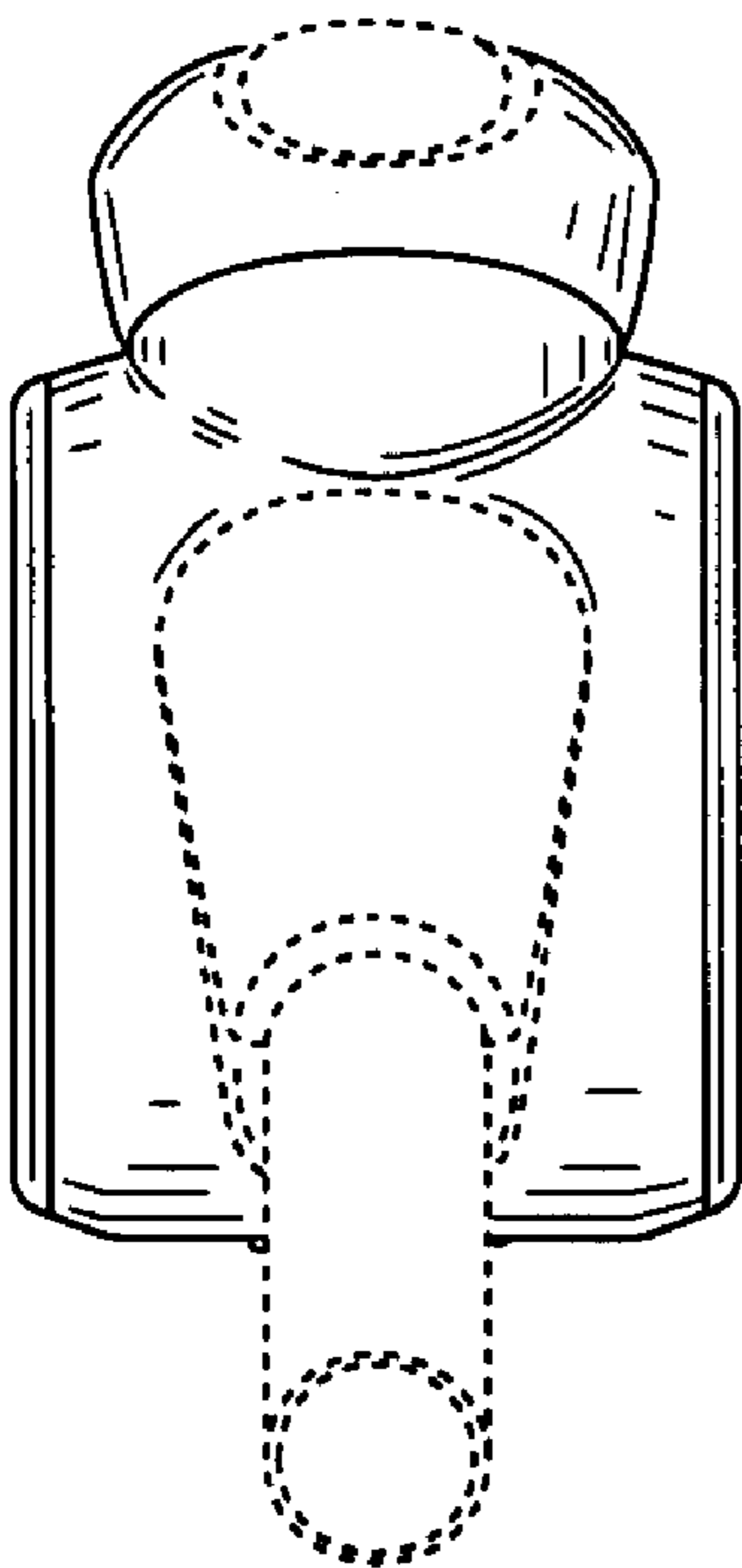


FIG. 5

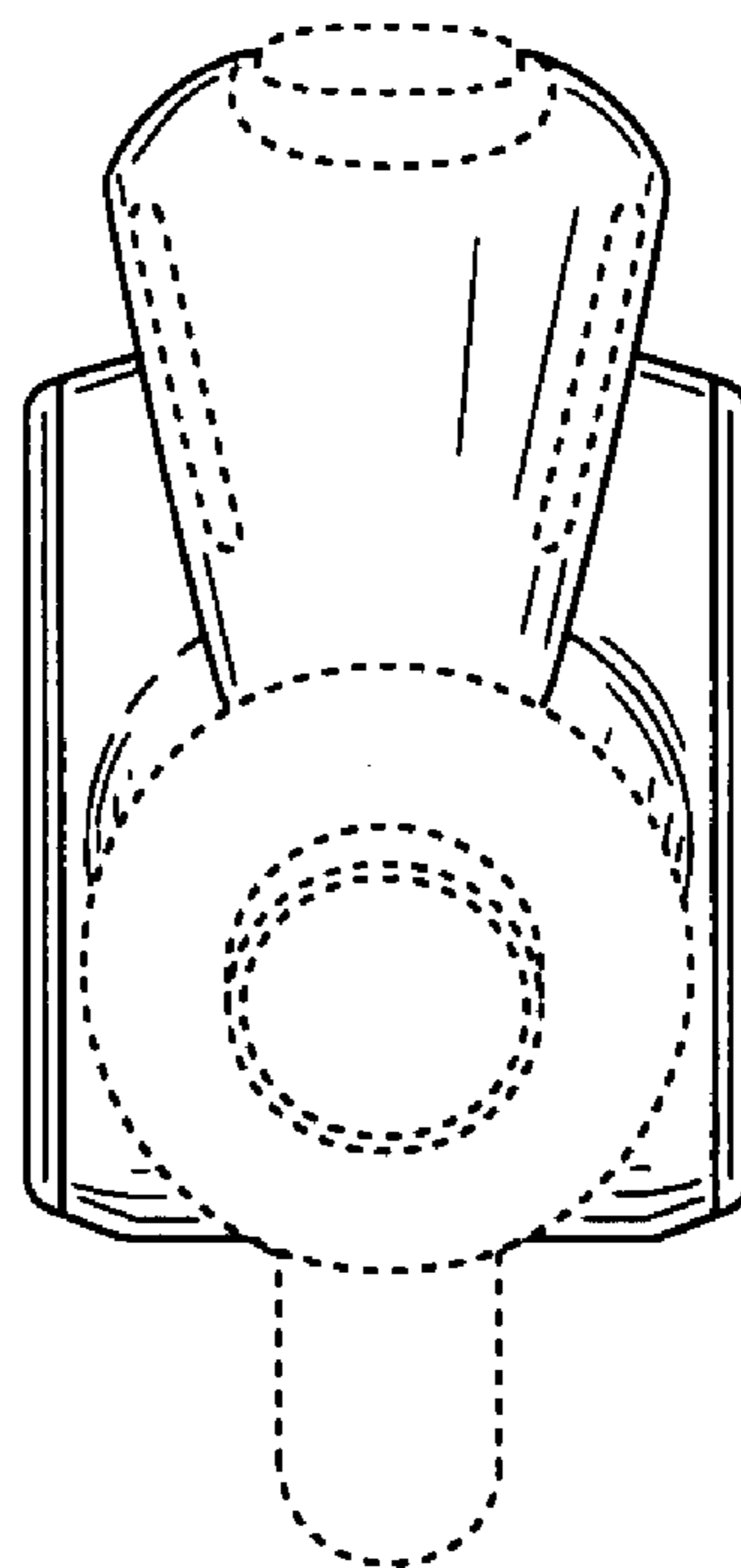


FIG. 6