



US00D579067S

(12) **United States Design Patent**
Hoffman et al.

(10) **Patent No.:** **US D579,067 S**
(45) **Date of Patent:** **** Oct. 21, 2008**

(54) **GOLF CLUB HEAD**

(75) Inventors: **Joseph Henry Hoffman**, Carlsbad, CA (US); **Sang Yi**, Carlsbad, CA (US); **Craig Kevin Barez**, Temecula, CA (US); **Robert Nunez**, San Pedro, CA (US); **Sean Toulon**, Vista, CA (US); **Thomas Olsavsky**, Oceanside, CA (US)

(73) Assignee: **Taylor Made Golf Company, Inc.**, Carlsbad, CA (US)

(**) Term: **14 Years**

(21) Appl. No.: **29/286,255**

(22) Filed: **Apr. 26, 2007**

(51) **LOC (8) Cl.** **21-02**

(52) **U.S. Cl.** **D21/752**

(58) **Field of Classification Search** D21/733,
D21/752, 759; 473/324–331, 343–346
See application file for complete search history.

(56) **References Cited**

U.S. PATENT DOCUMENTS

D266,344 S *	9/1982	Duclos	D21/752
D314,220 S	1/1991	Allen		
D344,998 S *	3/1994	Greene	D21/752
D345,403 S	3/1994	Sanchez		
D352,983 S *	11/1994	Williams, Jr.	D21/752
D354,103 S	1/1995	Allen		
D366,080 S *	1/1996	Chou et al.	D21/752
D367,094 S *	2/1996	Williams, Jr.	D21/752
D396,512 S	7/1998	Besnard et al.		
D398,681 S	9/1998	Galy		
D398,682 S	9/1998	Moore		
D410,057 S *	5/1999	Ortiz	D21/752
D433,073 S	10/2000	Sodano		
D442,244 S	5/2001	Olsavsky et al.		
D447,784 S	9/2001	Glod		

D461,865 S	8/2002	Nagai et al.		
D469,141 S	1/2003	Poynor et al.		
D502,521 S	3/2005	Kelly		
D512,473 S	12/2005	Madore		
D513,424 S	1/2006	Erickson et al.		
D516,651 S	3/2006	Evans et al.		
D529,111 S	9/2006	Cleveland et al.		
D534,600 S	1/2007	Tang et al.		
D538,866 S	3/2007	Kim et al.		
D543,253 S	5/2007	Oldknow		
D557,363 S *	12/2007	Jertson et al.	D21/752
D558,288 S *	12/2007	Jertson et al.	D21/752

* cited by examiner

Primary Examiner—Mitchell I Siegel

(74) *Attorney, Agent, or Firm*—Klarquist Sparkman, LLP

(57) **CLAIM**

We claim the ornamental design for a golf club head, as shown and described.

DESCRIPTION

FIG. 1 is a perspective view of a golf club head as viewed from the rear, bottom and one side thereof, according to one embodiment.

FIG. 2 is a bottom plan view of the golf club head of FIG. 1.

FIG. 3 is a top plan view of the golf club head of FIG. 1.

FIG. 4 is a front elevation view of the golf club head of FIG. 1.

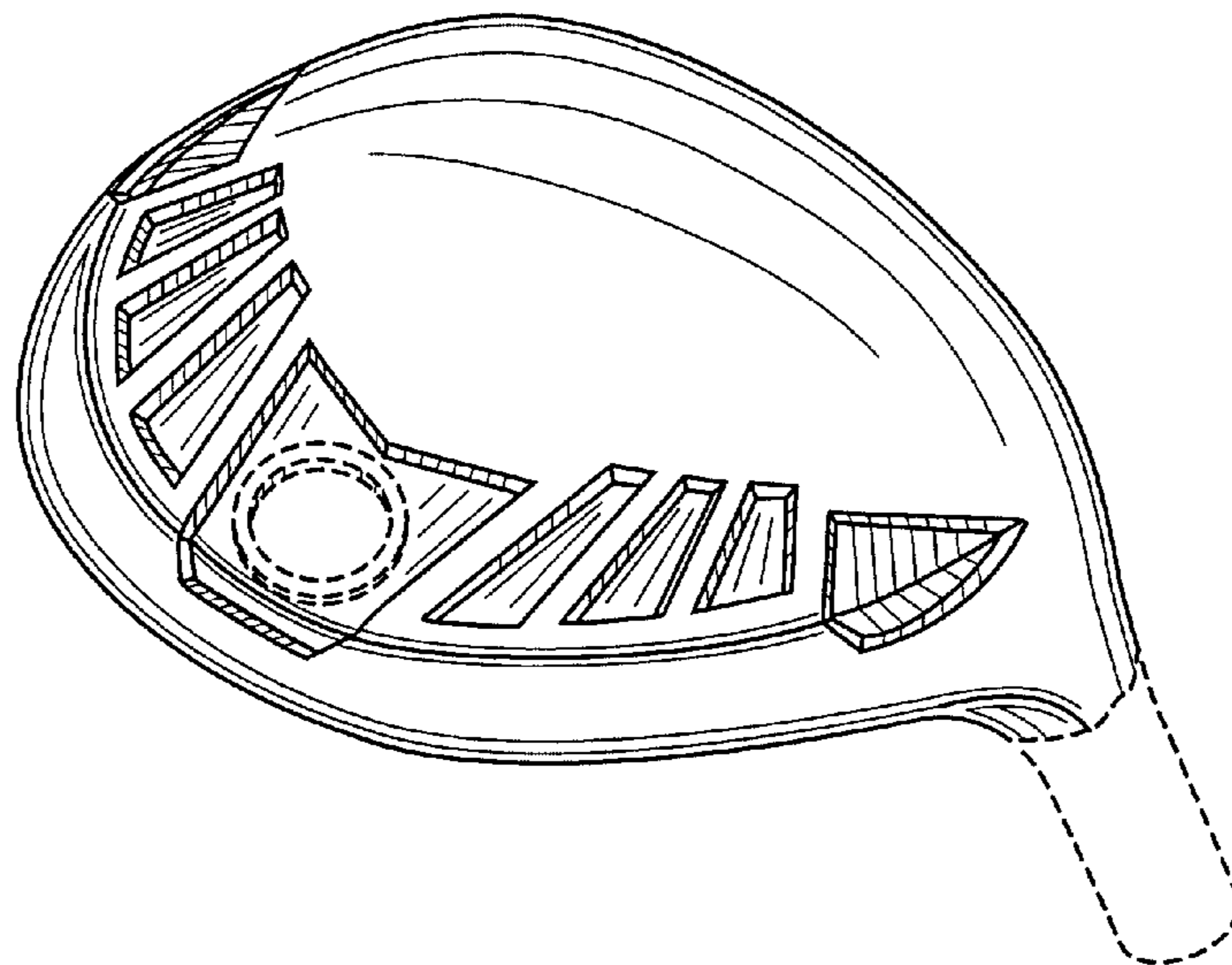
FIG. 5 is a rear elevation view of the golf club head of FIG. 1.

FIG. 6 is a side elevation view of the heel of the golf club head of FIG. 1; and,

FIG. 7 is a side elevation view of the toe of the golf club head of FIG. 1.

The dashed lines in the drawings are for illustrative purpose only and form no part of the claimed design.

1 Claim, 2 Drawing Sheets



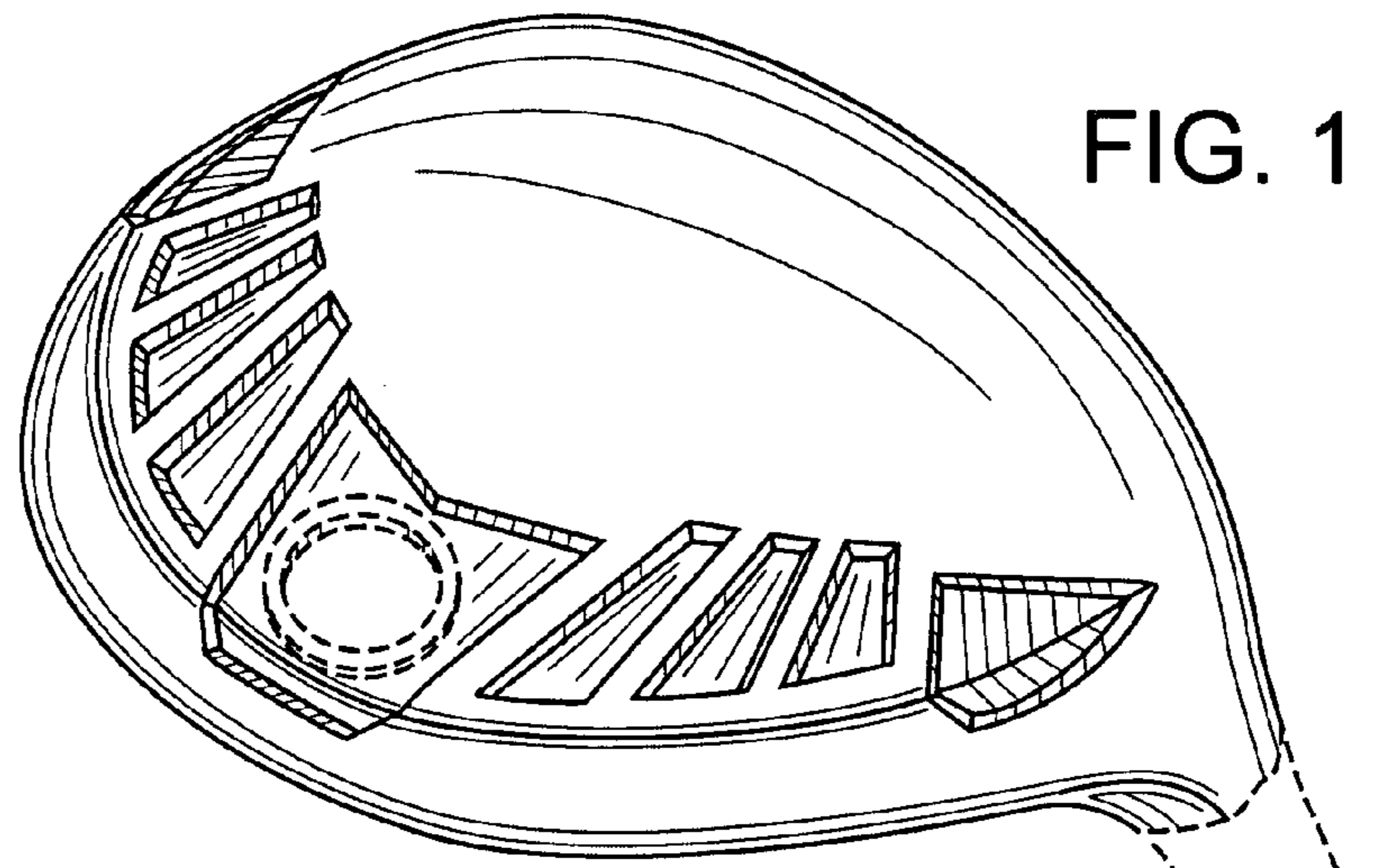


FIG. 1

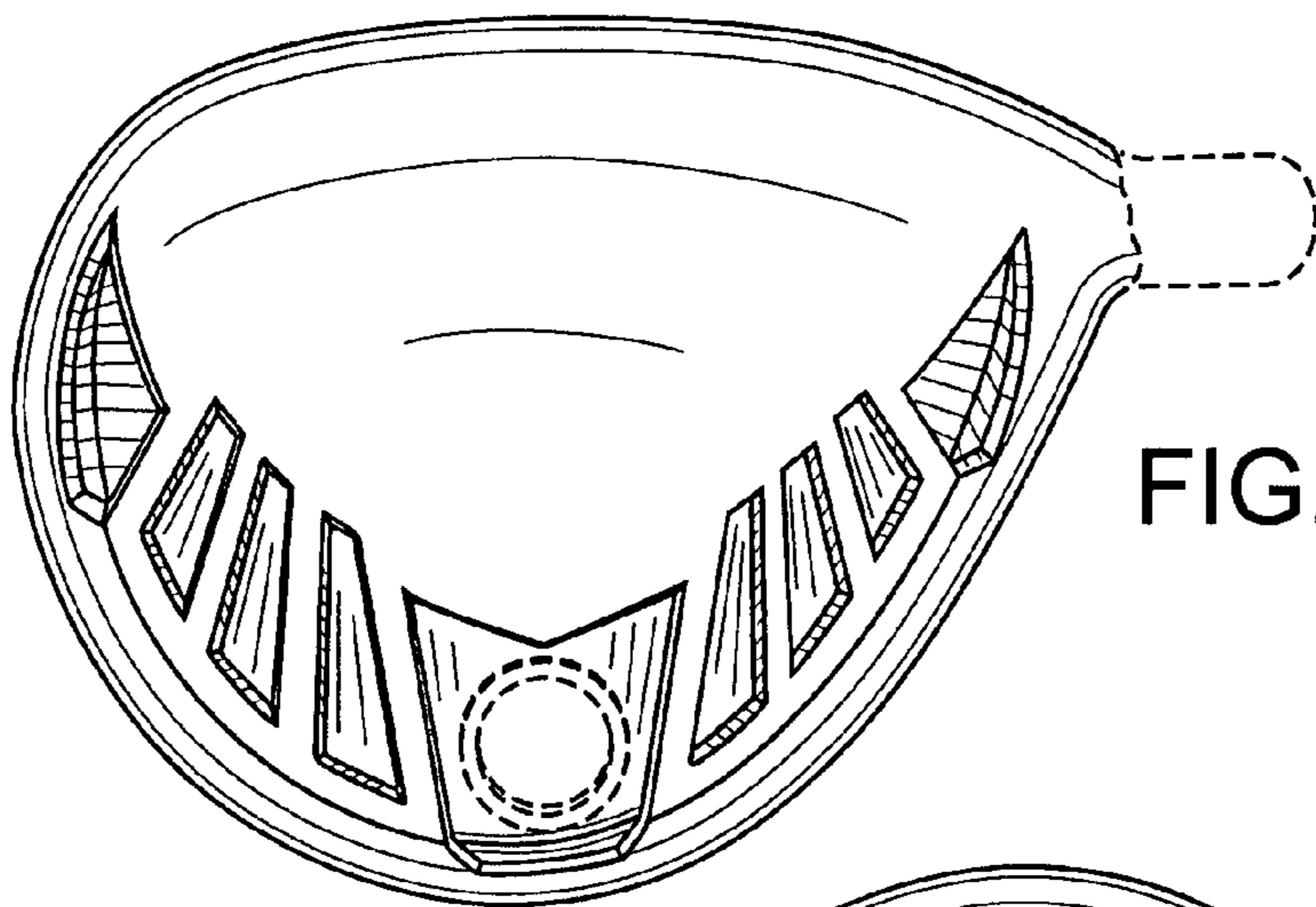


FIG. 2

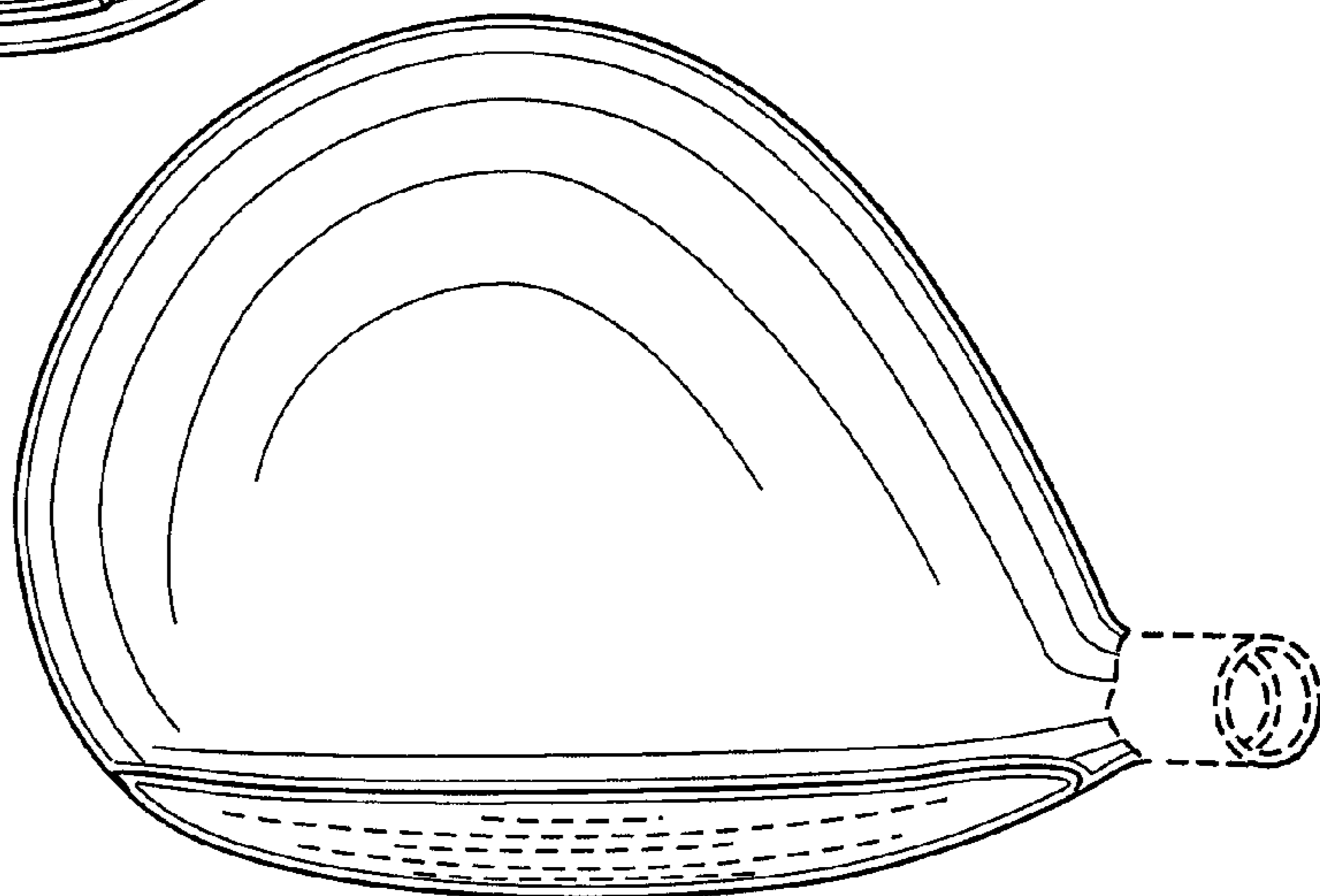


FIG. 3

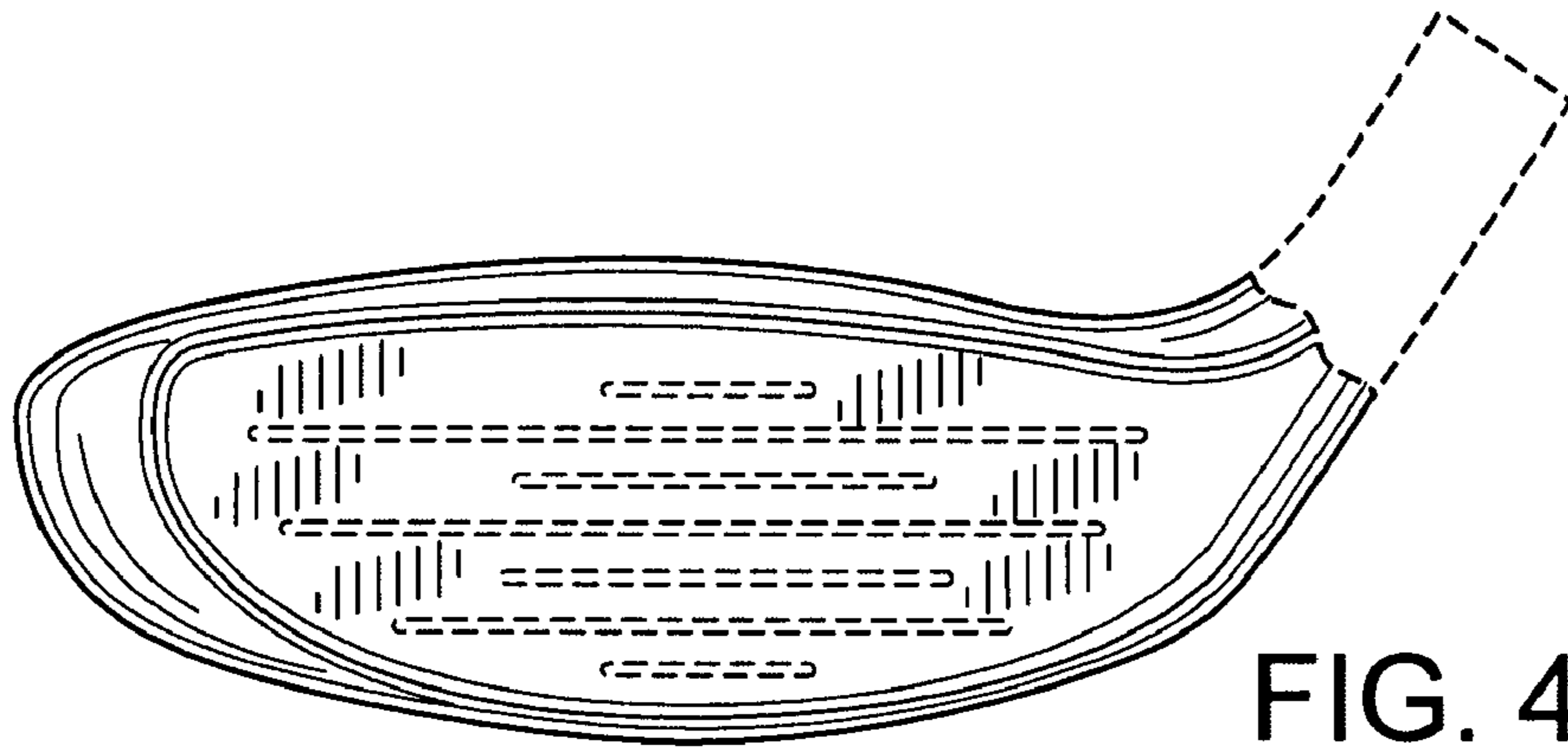


FIG. 4




FIG. 5

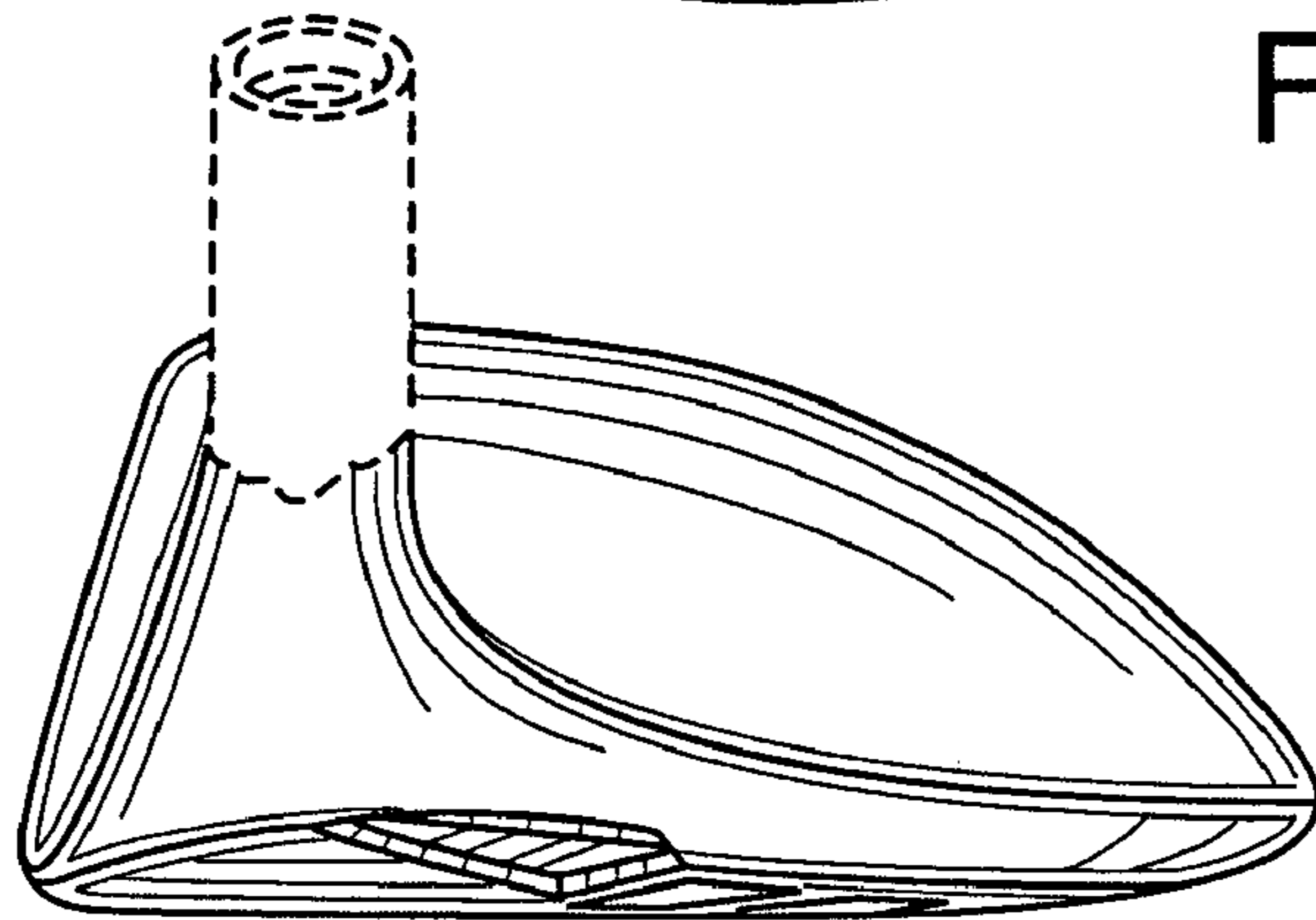


FIG. 6

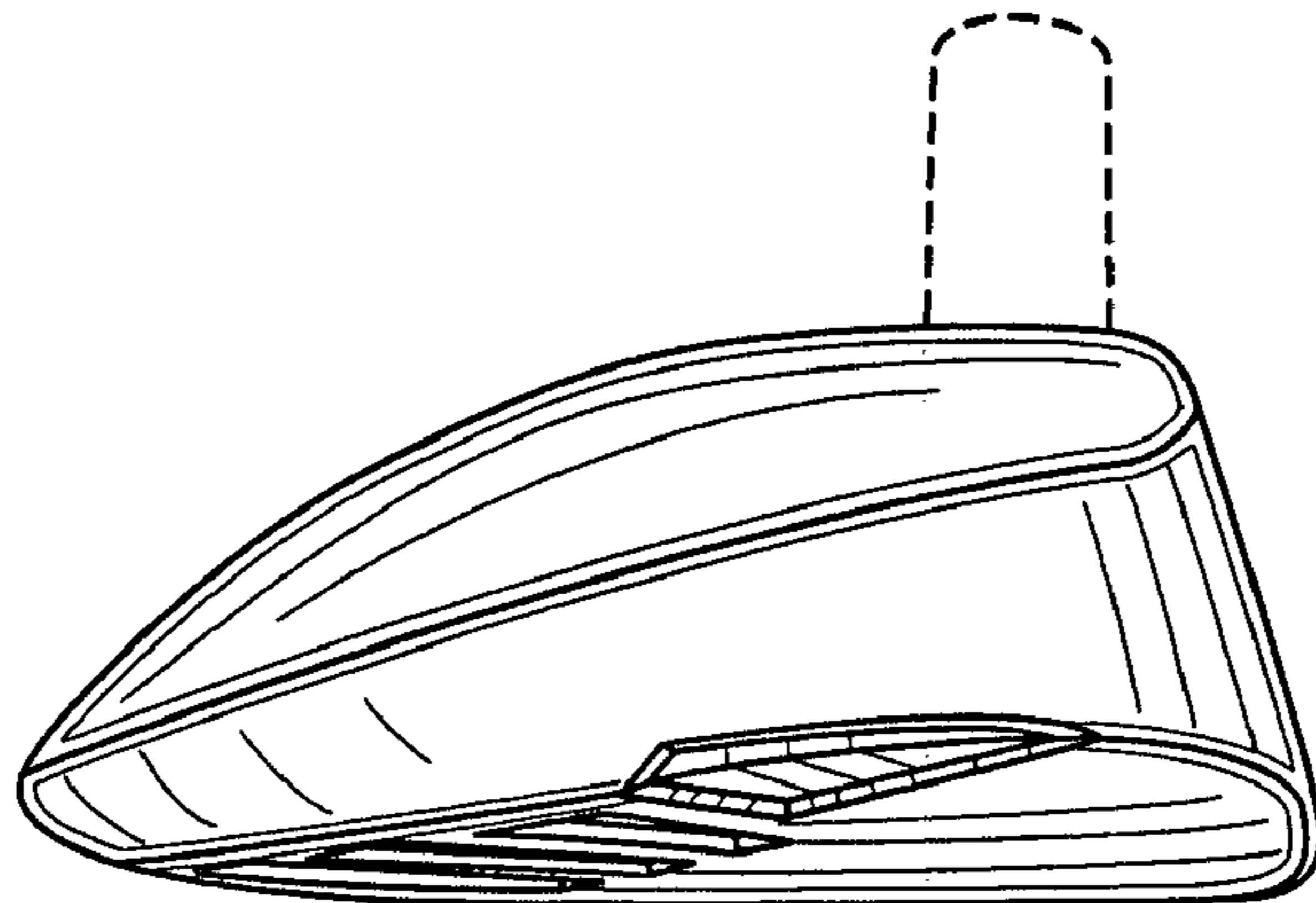


FIG. 7