



US00D579064S

(12) **United States Design Patent**
Beach et al.

(10) **Patent No.:** **US D579,064 S**
(45) **Date of Patent:** **** Oct. 21, 2008**

(54) **GOLF CLUB HEAD**
(75) Inventors: **Todd P. Beach**, San Diego, CA (US);
Joseph Henry Hoffman, Carlsbad, CA
(US); **Scott Taylor**, Oceanside, CA
(US); **Craig Kevin Barez**, Temecula, CA
(US); **Robert Nunez**, San Pedro, CA
(US); **Sean Toulon**, Vista, CA (US);
Thomas Olsavsky, Oceanside, CA (US)
(73) Assignee: **Taylor Made Golf Company, Inc.**,
Carlsbad, CA (US)

D461,865 S 8/2002 Nagai et al.
D469,141 S 1/2003 Poynor et al.
D502,521 S 3/2005 Kelly
D512,473 S 12/2005 Madore
D513,424 S 1/2006 Erickson et al.
D516,651 S 3/2006 Evans et al.
D529,111 S 9/2006 Cleveland et al.
D534,600 S 1/2007 Tang et al.
D538,866 S 3/2007 Kim et al.
D543,253 S 5/2007 Oldknow
D557,363 S * 12/2007 Jertson et al. D21/752
D558,288 S * 12/2007 Jertson et al. D21/752

(**) Term: **14 Years**

(21) Appl. No.: **29/286,247**

(22) Filed: **Apr. 26, 2007**

(51) **LOC (8) Cl.** **21-02**
(52) **U.S. Cl.** **D21/752**
(58) **Field of Classification Search** D21/733,
D21/752, 759; 473/324-331, 343-346
See application file for complete search history.

(56) **References Cited**

U.S. PATENT DOCUMENTS

D266,344 S * 9/1982 Duclos D21/752
D314,220 S 1/1991 Allen
D344,998 S * 3/1994 Greene D21/752
D345,403 S 3/1994 Sanchez
D352,983 S * 11/1994 Williams, Jr. D21/752
D354,103 S 1/1995 Allen
D366,080 S * 1/1996 Chou et al. D21/752
D367,094 S * 2/1996 Williams, Jr. D21/752
D396,512 S 7/1998 Besnard et al.
D398,681 S 9/1998 Galy
D398,682 S 9/1998 Moore
D410,057 S * 5/1999 Ortiz D21/752
D433,073 S 10/2000 Sodano
D442,244 S 5/2001 Olsavsky et al.
D447,784 S 9/2001 Glod

* cited by examiner

Primary Examiner—Mitchell I Siegel
(74) *Attorney, Agent, or Firm*—Klarquist Sparkman, LLP

(57) **CLAIM**

We claim the ornamental design for a golf club head, as shown and described.

DESCRIPTION

FIG. 1 is a perspective view of a golf club head, as viewed from the rear, bottom and one side thereof, according to one embodiment.

FIG. 2 is a top plan view of the golf club head of FIG. 1.

FIG. 3 is a bottom plan view of the golf club head of FIG. 1.

FIG. 4 is a front elevation view of the golf club head of FIG. 1.

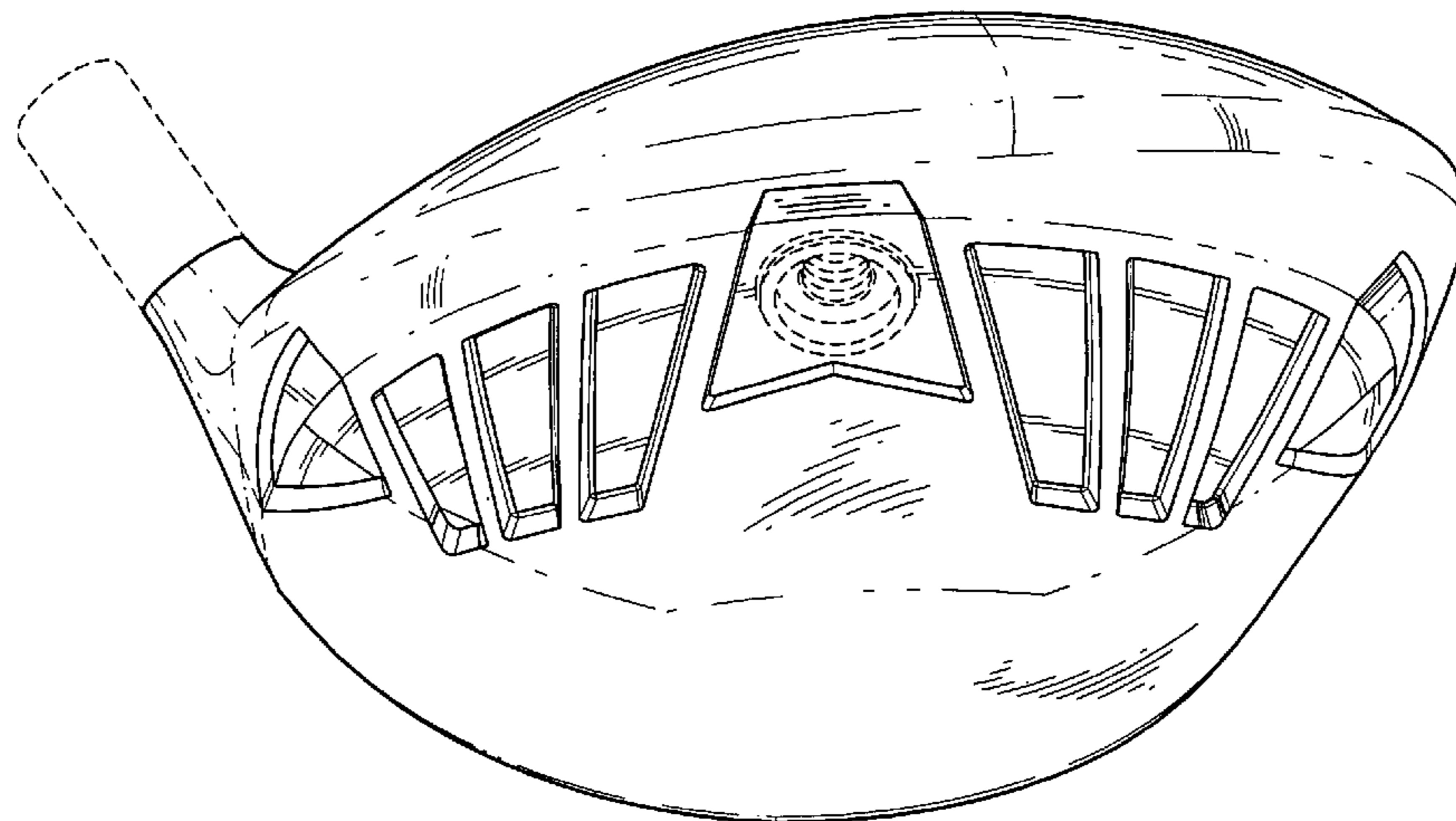
FIG. 5 is a rear elevation view of the golf club head of FIG. 1.

FIG. 6 is a side elevation view of the toe of the golf club head of FIG. 1; and,

FIG. 7 is a side elevation view of the heel of the golf club head of FIG. 1.

The dashed lines in the drawings are for illustrative purpose only and form no part of the claimed design.

1 Claim, 4 Drawing Sheets






FIG. 1

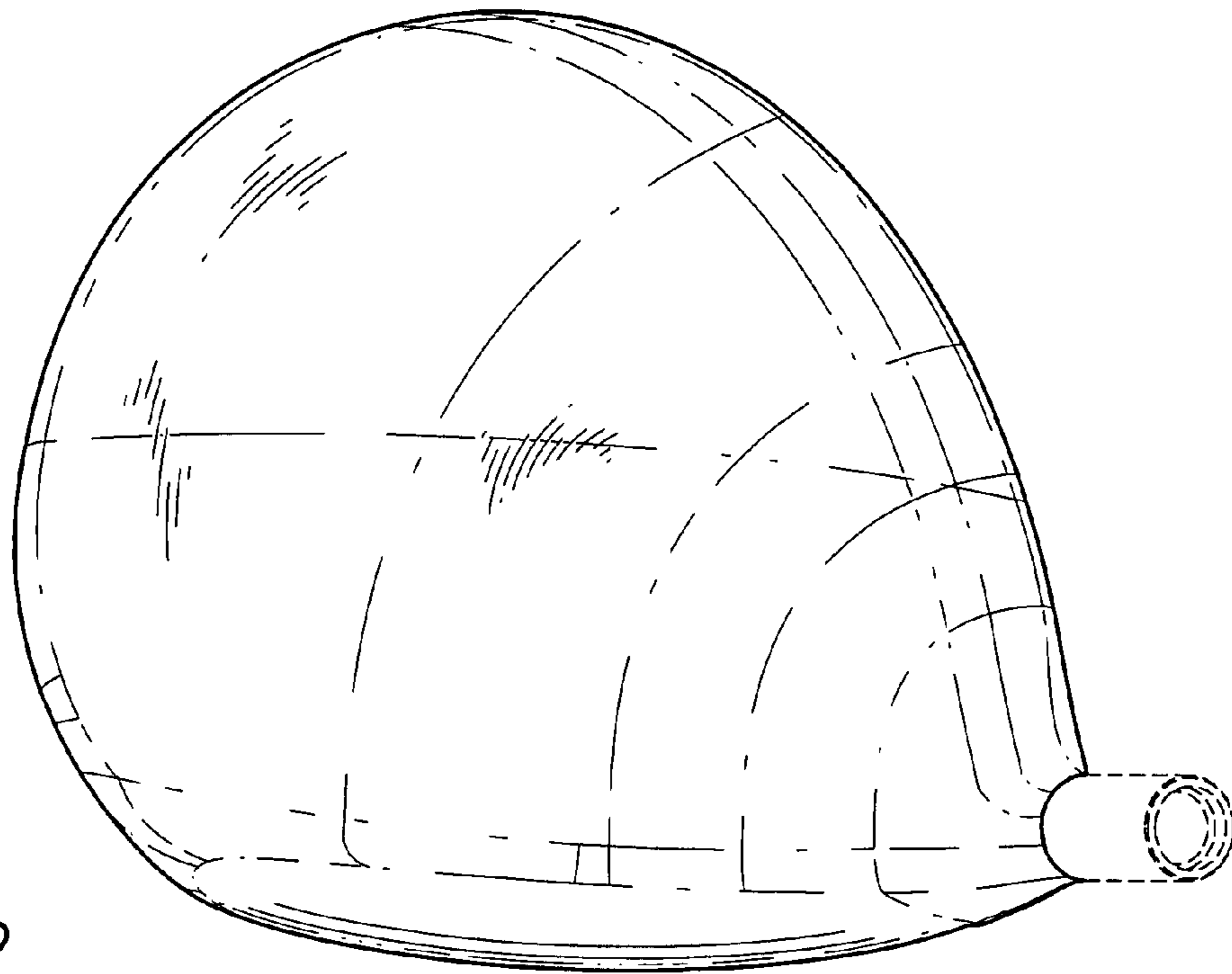


FIG. 2

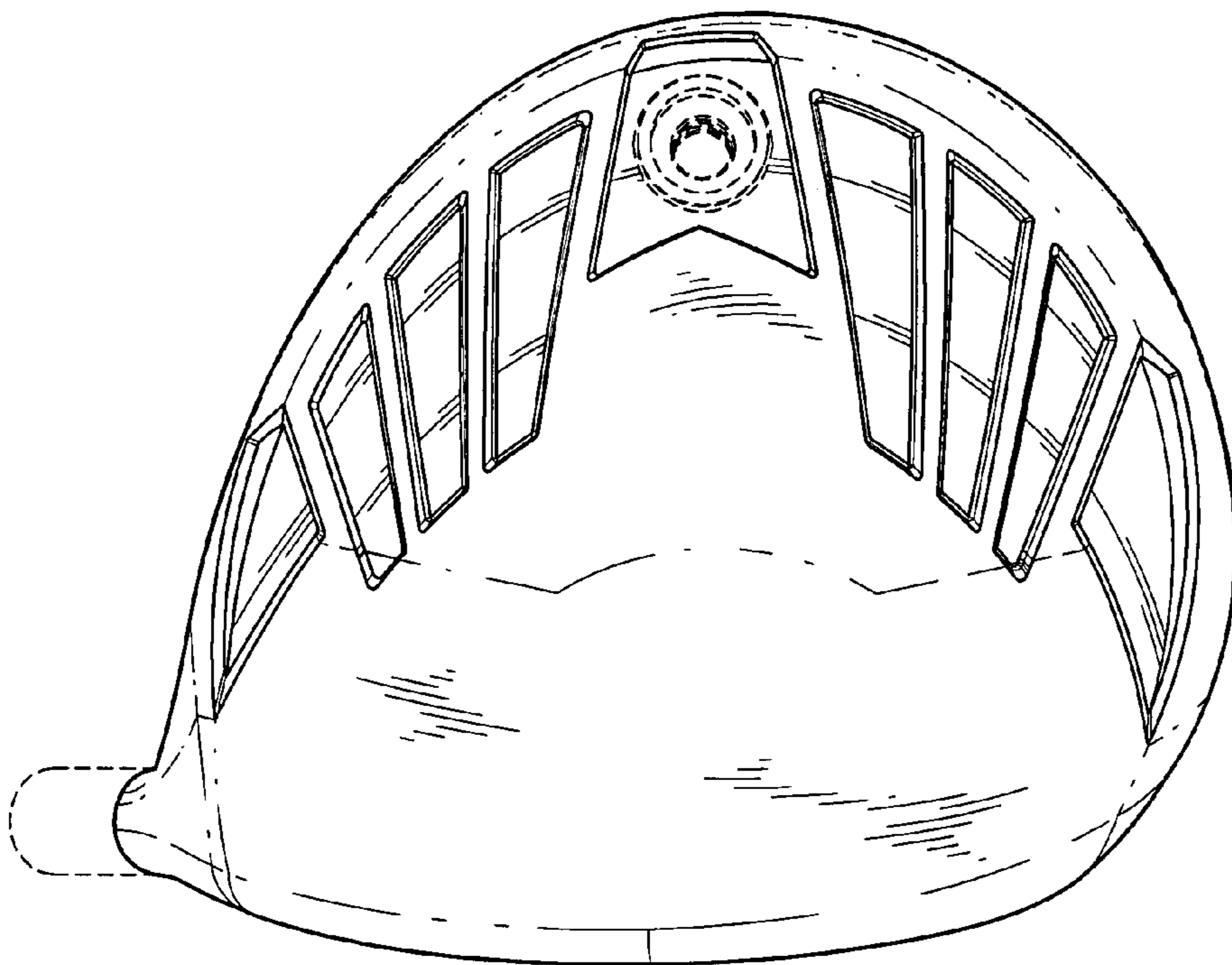


FIG. 3

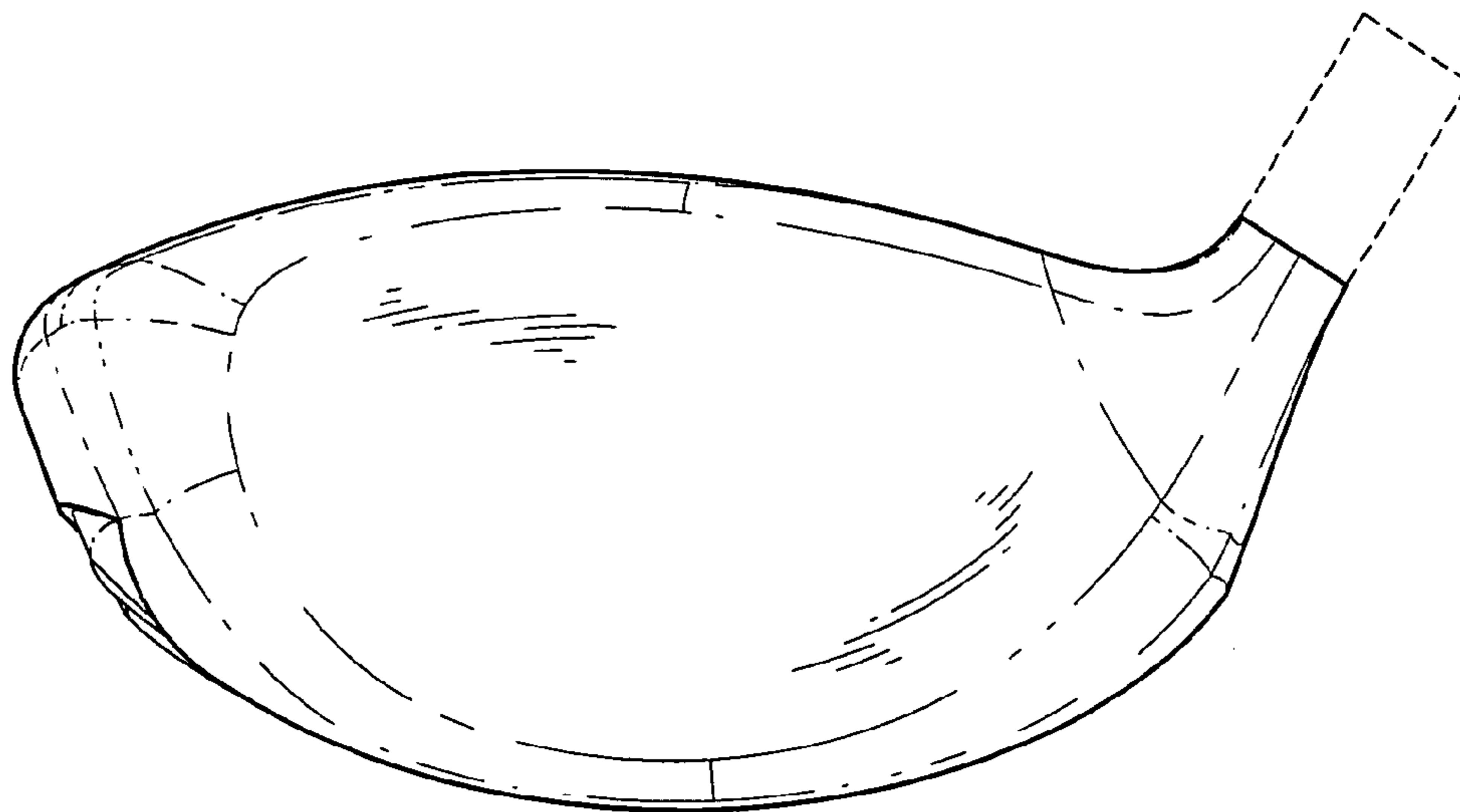


FIG. 4

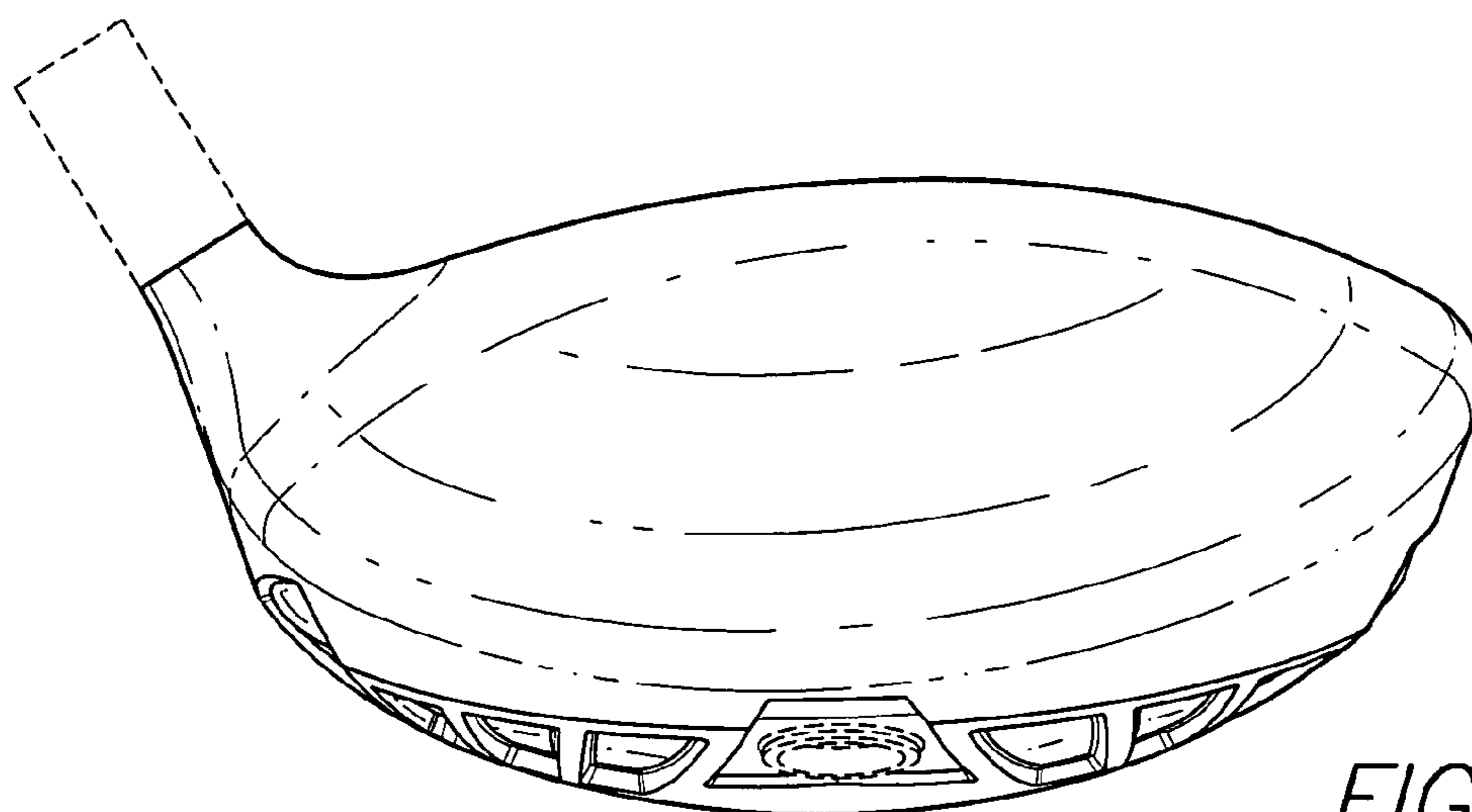


FIG. 5

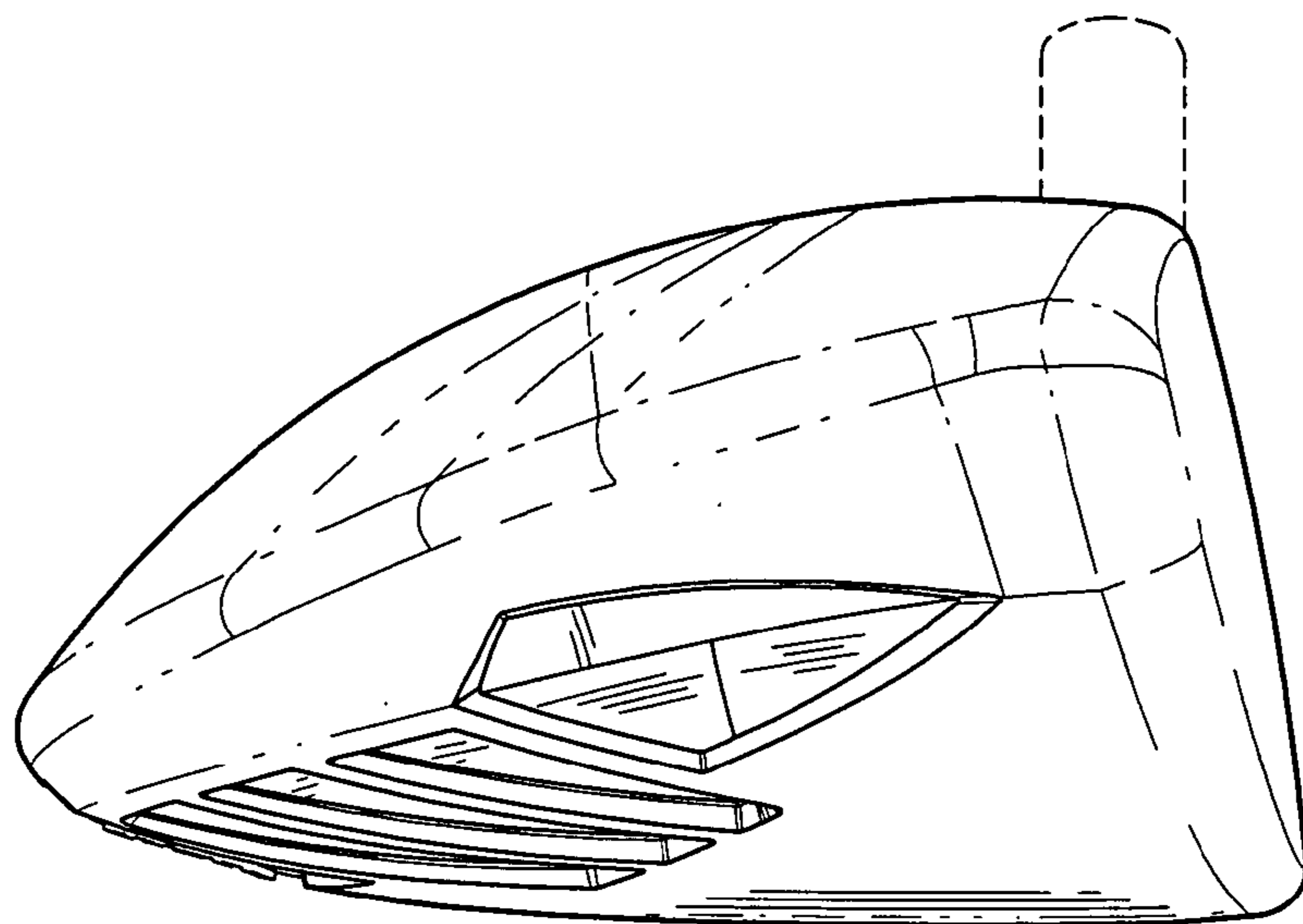


FIG. 6

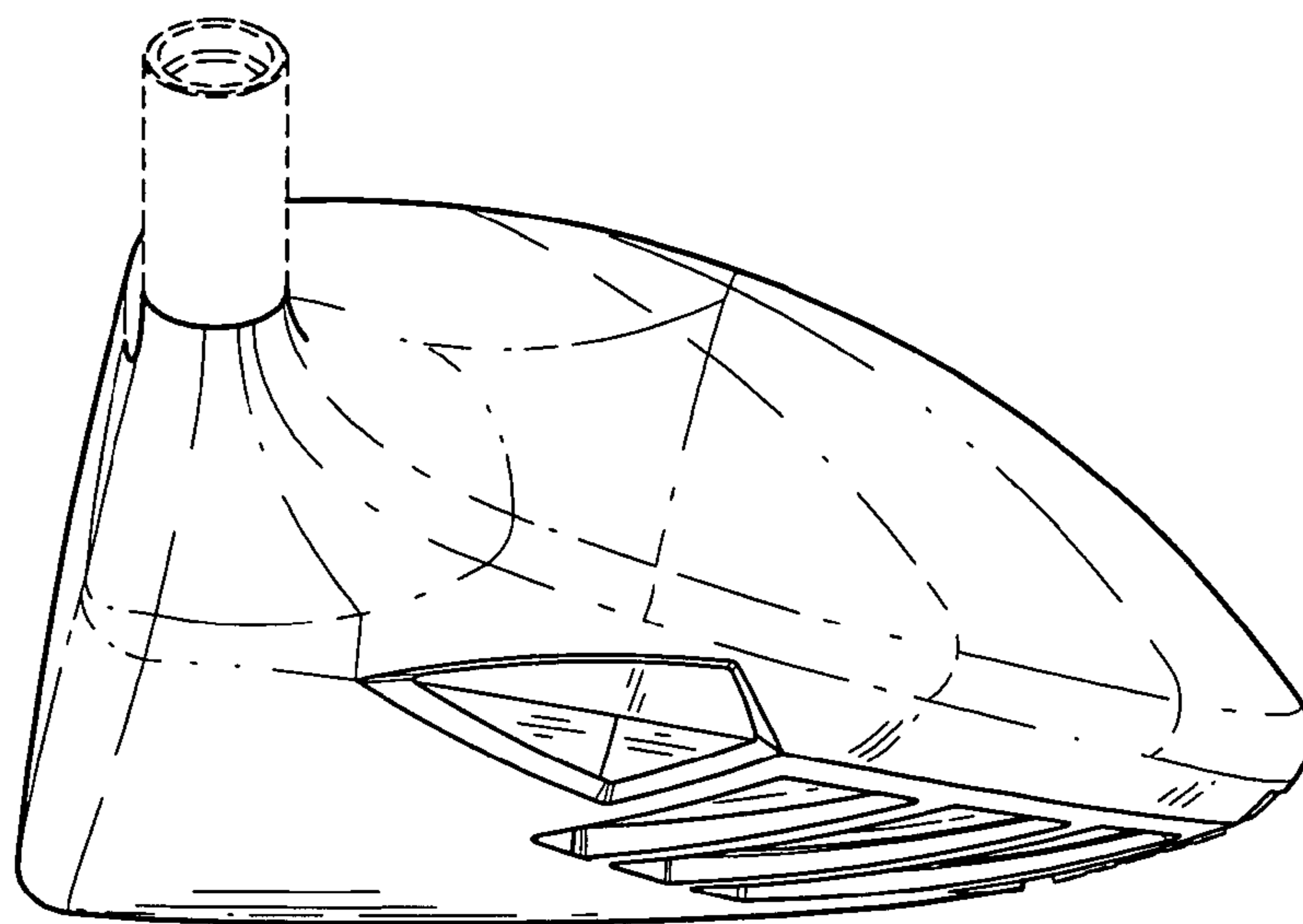


FIG. 7