



US00D579063S

(12) **United States Design Patent**
Petot

(10) **Patent No.:** **US D579,063 S**

(45) **Date of Patent:** **** Oct. 21, 2008**

(54) **DOLL**

(75) **Inventor:** **Catherine Petot**, Langeais (FR)

(73) **Assignee:** **Corolle**, Langeais (FR)

(**) **Term:** **14 Years**

(21) **Appl. No.:** **29/278,340**

(22) **Filed:** **Mar. 27, 2007**

(30) **Foreign Application Priority Data**

Oct. 17, 2006 (EM) 000605308-0001

(51) **LOC (8) Cl.** **21-01**

(52) **U.S. Cl.** **D21/621; D21/645**

(58) **Field of Classification Search** D21/621,
D21/623, 625, 630, 631, 645-649, 659; 446/136,
446/268, 305, 360-361, 376, 379, 382-384
See application file for complete search history.

(56) **References Cited**

U.S. PATENT DOCUMENTS

D272,843 S *	2/1984	Appel et al.	D21/648
D317,957 S *	7/1991	Horvath et al.	D21/647
D318,504 S *	7/1991	Ratcliff	D21/647
5,158,492 A *	10/1992	Rudell et al.	446/175
D456,466 S *	4/2002	Richards	D21/644
D460,504 S *	7/2002	Benson Rosales	D21/647
D472,284 S *	3/2003	Banchu	D21/630

D477,852 S *	7/2003	Richards	D21/645
D496,697 S *	9/2004	Dalebroux	D21/643
D506,232 S *	6/2005	Stout et al.	D21/645
D506,791 S *	6/2005	Germano	D21/648

* cited by examiner

Primary Examiner—Caron D. Veynar

Assistant Examiner—Zenita I Bennett

(74) *Attorney, Agent, or Firm*—Marshall, Gerstein & Borun LLP

(57) **CLAIM**

The ornamental design for a doll, as shown.

DESCRIPTION

FIG. 1 is a perspective view of a doll that has the design, in a seated position.

FIG. 2 is a front view of the doll in an alternate position.

FIG. 3 is a rear view of the doll in the alternate position.

FIG. 4 is a side view of the doll in the alternate position; and,

FIG. 5 is an opposite side view of the doll.

The broken lines in the buttons of the doll's dress are for illustrative purposes only and form no part of the claimed design.

The broken lines on the doll's dress represent stitching and forms part of the claimed design.

1 Claim, 5 Drawing Sheets




FIG. 1




FIG. 2




FIG. 3




FIG. 4

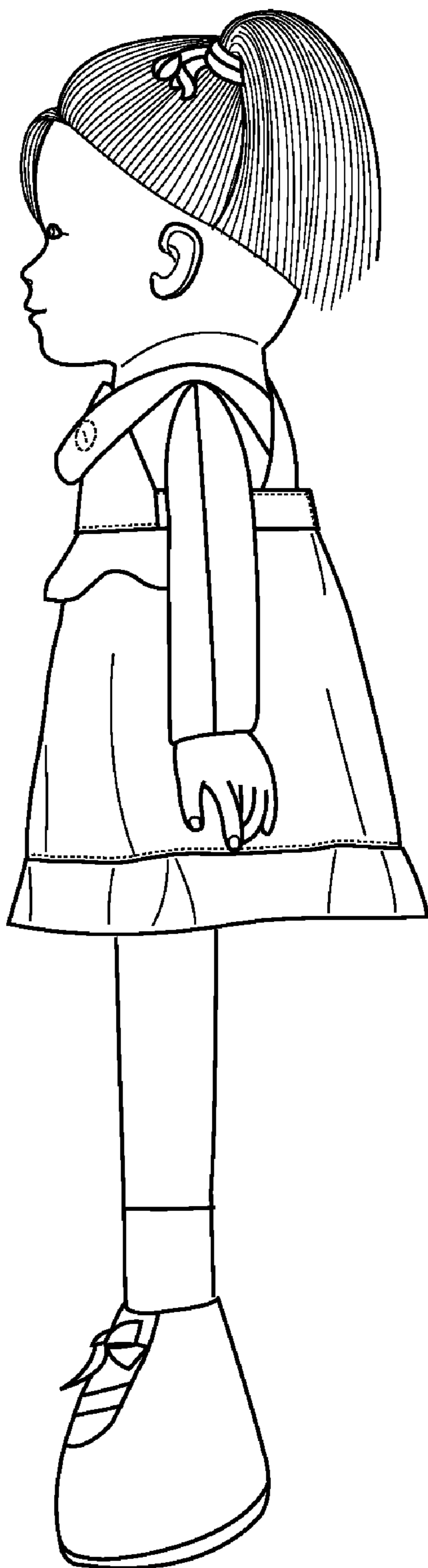


FIG. 5

