



US00D579052S

(12) **United States Design Patent**
Ciani et al.

(10) **Patent No.:** **US D579,052 S**
(45) **Date of Patent:** **** Oct. 21, 2008**

(54) **CHAIR**

(76) Inventors: **Edi Ciani**, Via delle Artigianato, 18, San Giovanni al Natisone, Udine (IT) 33048;
Paolo Ciani, Via delle Artigianato, 18, San Giovanni al Natisone, Udine (IT) 33048

(**) Term: **14 Years**

(21) Appl. No.: **29/286,619**

(22) Filed: **May 14, 2007**

(51) **LOC (8) Cl.** **06-01**

(52) **U.S. Cl.** **D19/379**

(58) **Field of Classification Search** D6/379-381,
D6/334-336, 360, 368-370, 373-376, 499-500,
D6/501-502, 366, 371-372; 297/452.63,
297/452.64, 452.46, 411.43, 411.42, 446.1,
297/445.1, 448.2

See application file for complete search history.

(56) **References Cited**

U.S. PATENT DOCUMENTS

D311,098 S *	10/1990	Lee et al.	D6/380
D391,412 S *	3/1998	James et al.	D6/379
D425,718 S *	5/2000	van Valderen	D6/370
D437,139 S *	2/2001	Beck	D6/379
D441,976 S *	5/2001	Cramer	D6/380
D517,824 S *	3/2006	Pensi	D6/379
D544,234 S *	6/2007	Olano	D6/379
D547,963 S *	8/2007	Olano	D6/379

D548,477 S *	8/2007	Olano	D6/379
D555,928 S *	11/2007	Pensi	D6/379
D557,919 S *	12/2007	Rech	D6/369
D558,480 S *	1/2008	Olano Jauregui	D6/379

FOREIGN PATENT DOCUMENTS

EP 000492962-0012 5/2006

* cited by examiner

Primary Examiner—Elizabeth A. Albert

Assistant Examiner—Kelley A Donnelly

(74) *Attorney, Agent, or Firm*—Myers & Kaplan, LLC;
Sandra M. Drummond; Barry E. Kaplan

(57) **CLAIM**

I claim the ornamental design for a chair, as shown and described.

DESCRIPTION

FIG. 1 is a perspective view of the chair of a new design;

FIG. 2 is a top view of the chair of FIG. 1;

FIG. 3 is a front view of the chair of FIG. 1;

FIG. 4 is a left side view of the chair of FIG. 1;

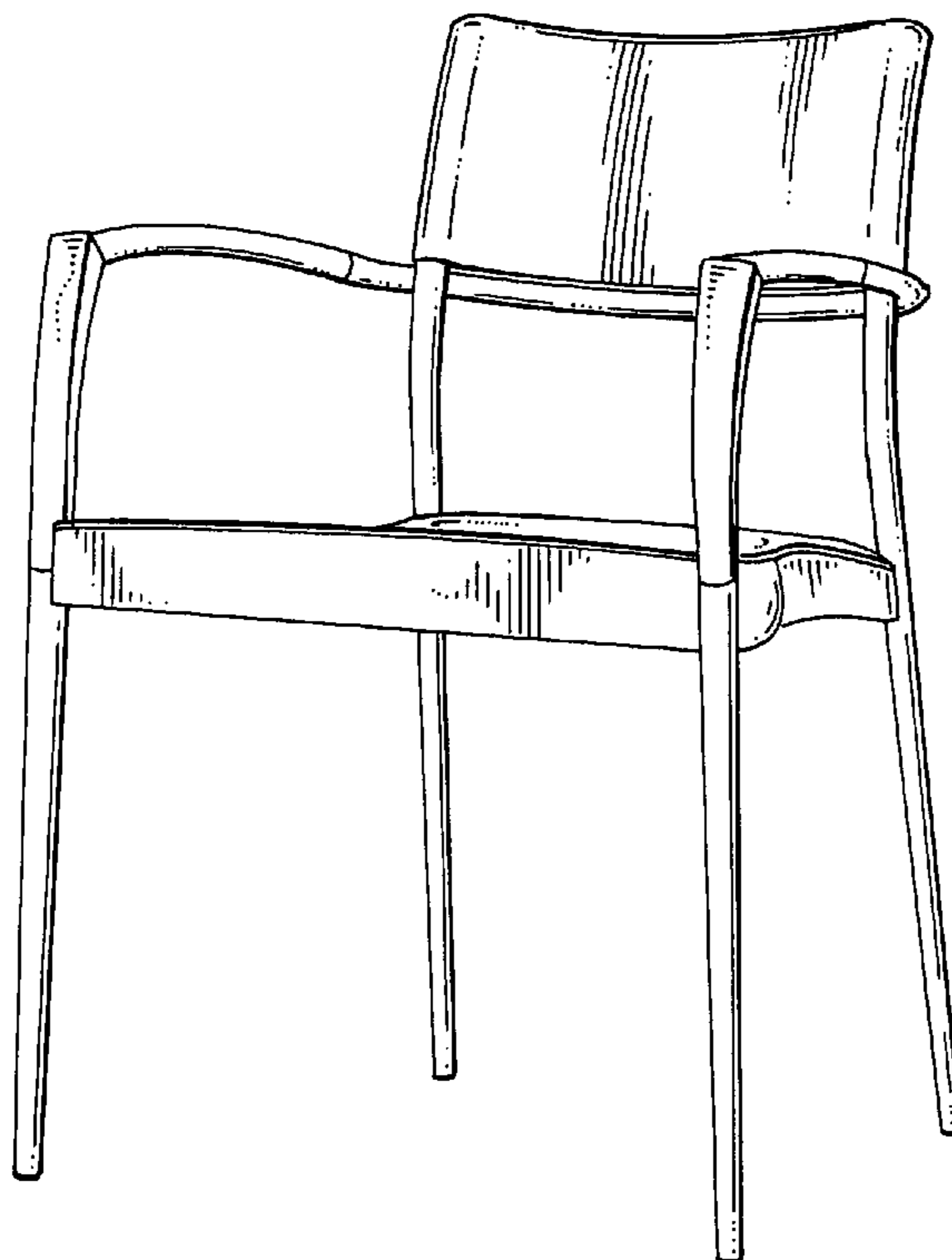
FIG. 5 is a rear view of the chair of FIG. 1;

FIG. 6 is a right side view of the chair of FIG. 1; and,

FIG. 7 is a bottom view of the chair of FIG. 1.

The broken lines shown in the drawings are for environmental purposes only and form no part of the claimed design.

1 Claim, 3 Drawing Sheets



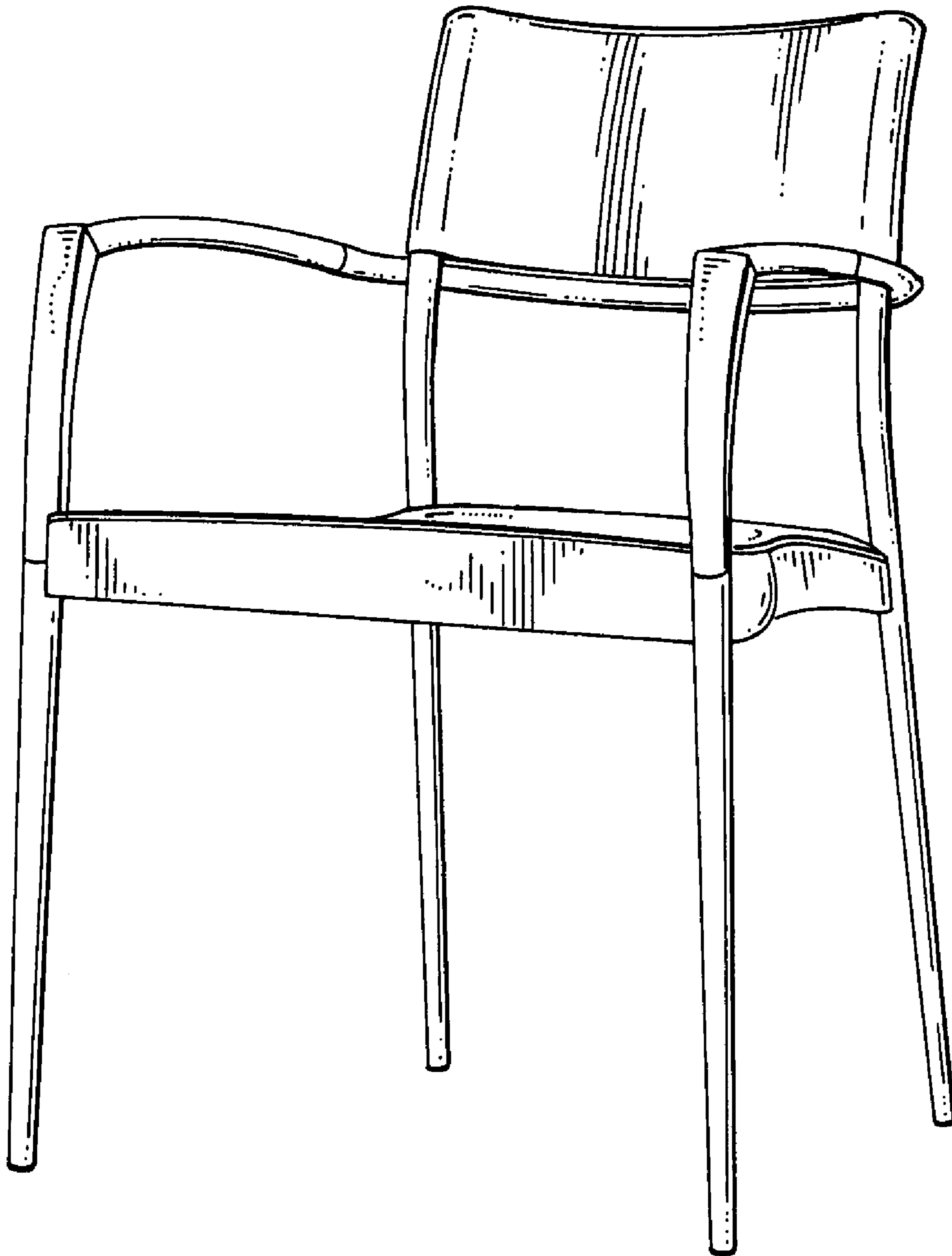


Fig. 1




Fig. 2

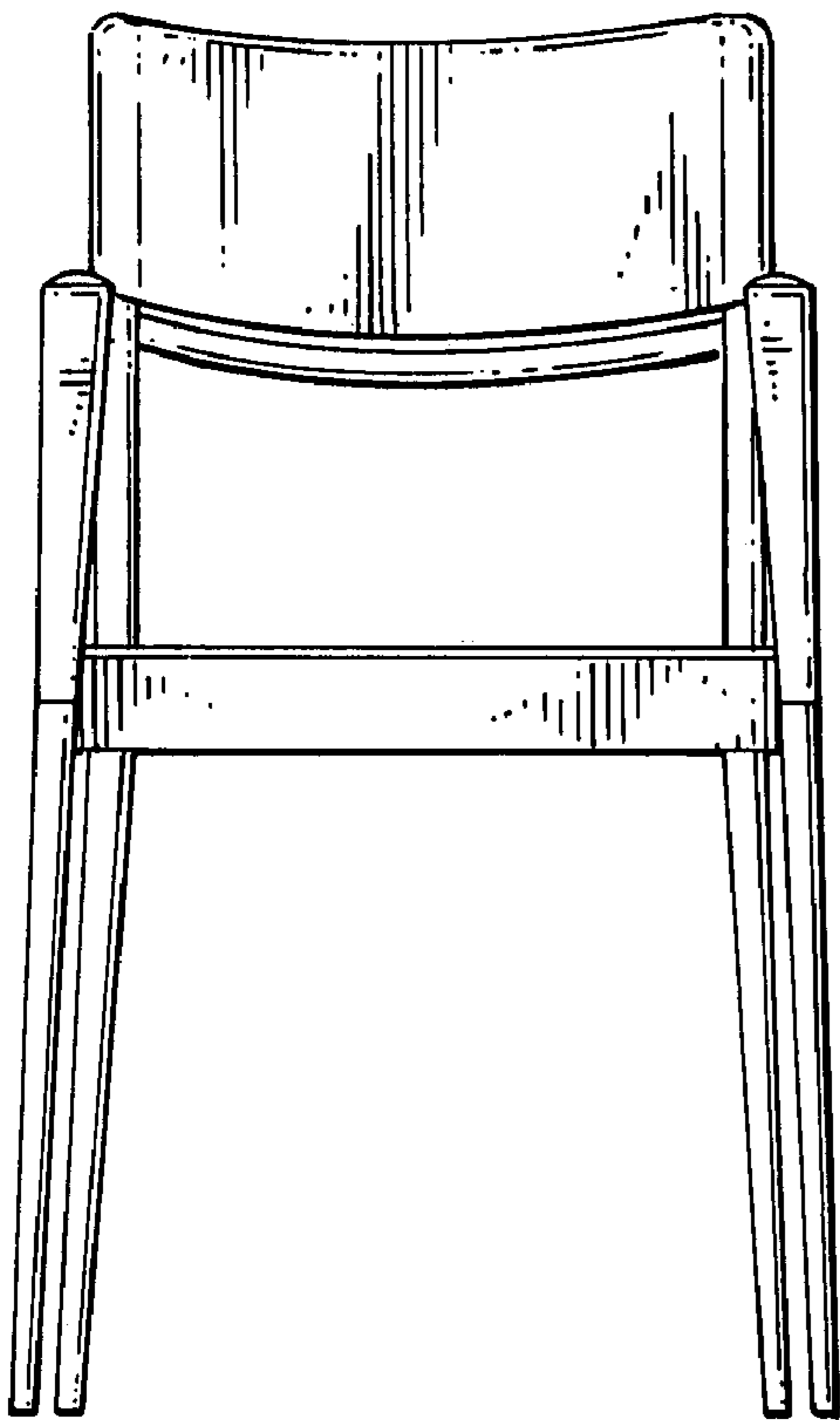


Fig. 3

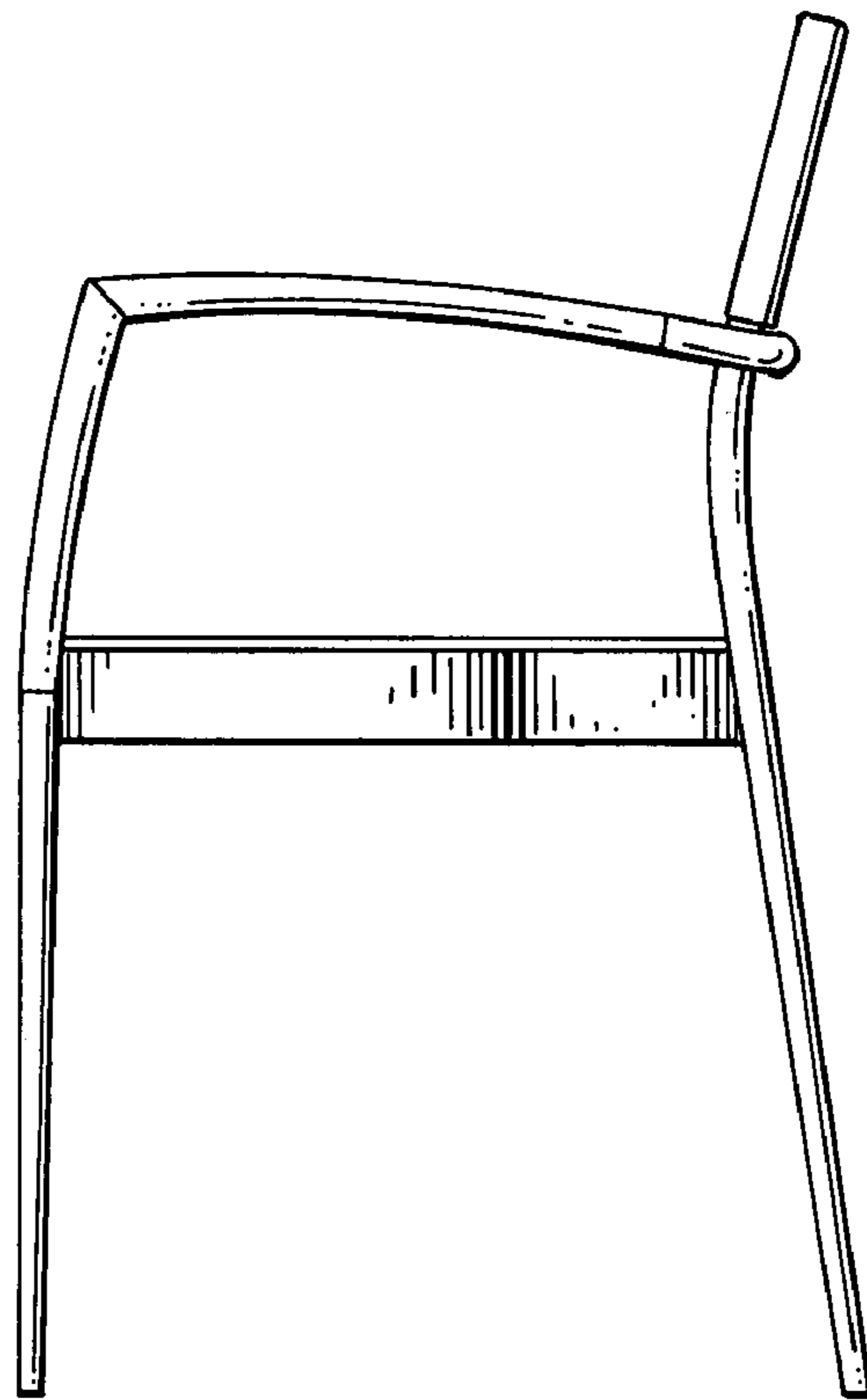


Fig. 4

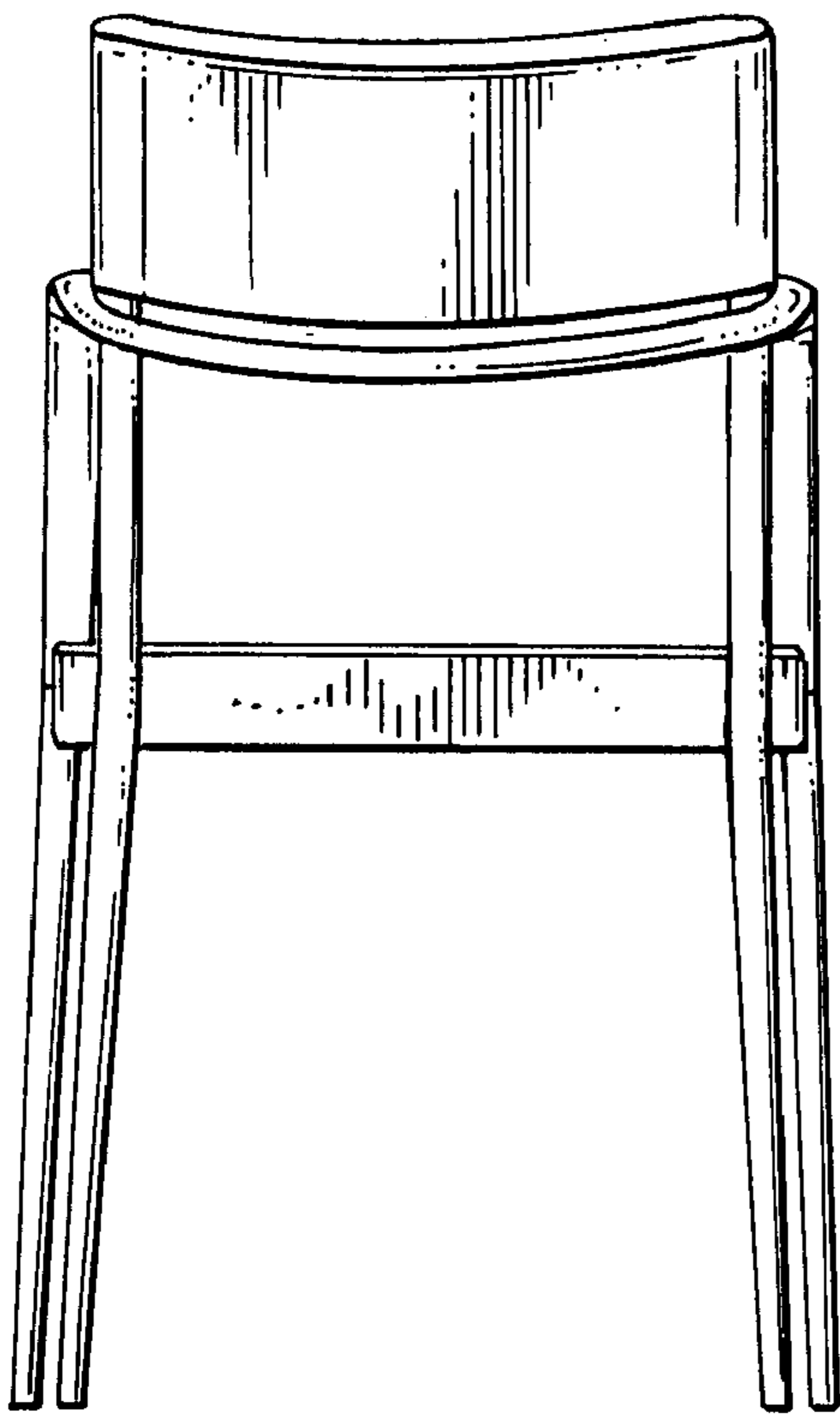


Fig. 5

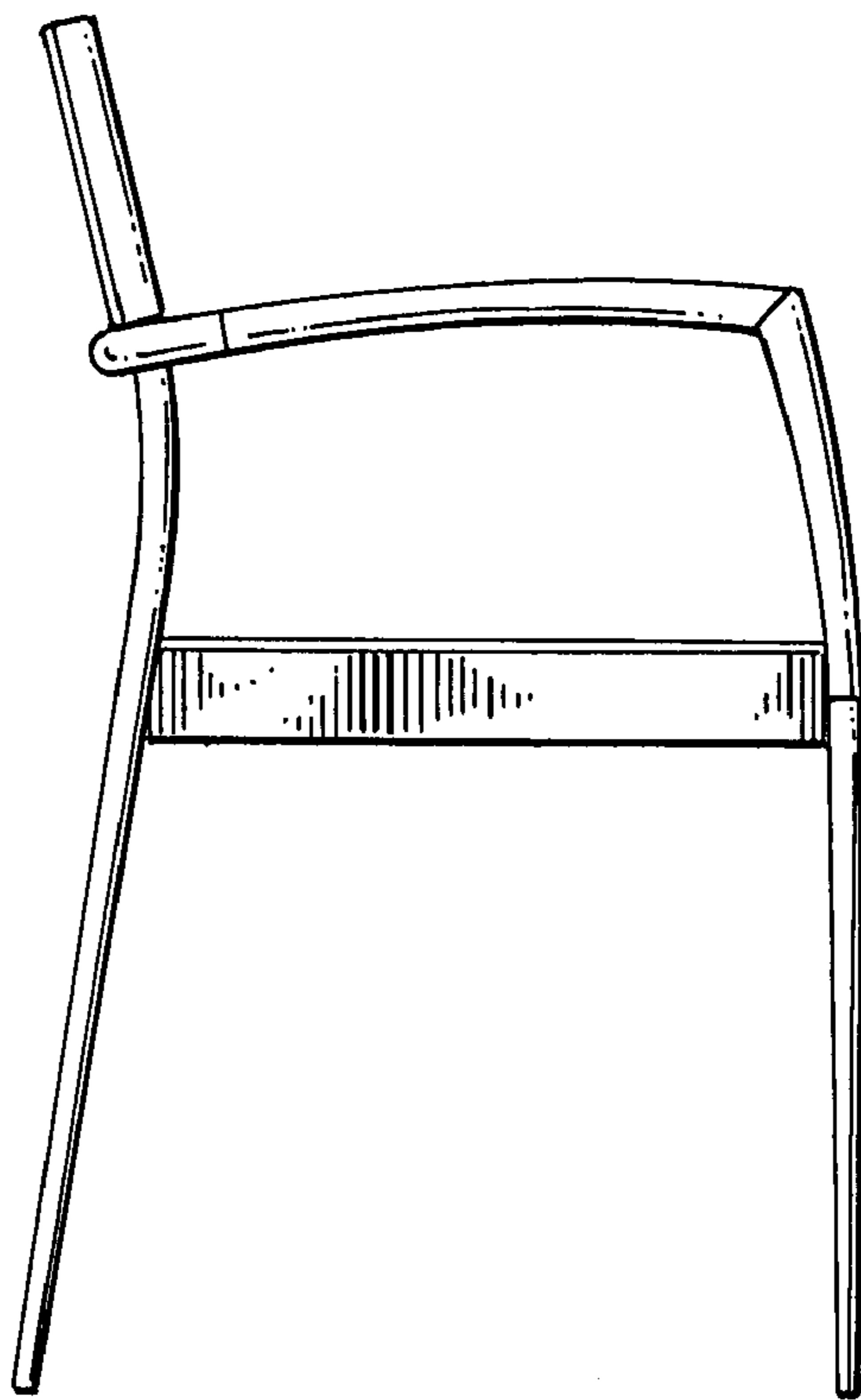


Fig. 6




Fig. 7