



US00D579051S

(12) **United States Design Patent**
Patadia et al.

(10) **Patent No.:** **US D579,051 S**
(45) **Date of Patent:** **** Oct. 21, 2008**

(54) **GRIP FOR A WRITING INSTRUMENT**

(75) Inventors: **Sona N. Patadia**, Chicago, IL (US);
Michael A. Serafin, Orland Park, IL (US)

(73) Assignee: **Sanford, L.P.**, Oak Brook, IL (US)

(**) Term: **14 Years**

(21) Appl. No.: **29/306,931**

(22) Filed: **Apr. 18, 2008**

Related U.S. Application Data

(62) Division of application No. 29/285,399, filed on Mar. 28, 2007.

(51) **LOC (8) Cl.** **19-06**

(52) **U.S. Cl.** **D19/55**

(58) **Field of Classification Search** D19/35,
D19/36, 41-51, 53-57; 24/11 F, 11 P, 11 R;
401/52, 99, 100, 104-109, 192, 195, 196
See application file for complete search history.

(56) **References Cited**

U.S. PATENT DOCUMENTS

2,385,945	A *	10/1945	Schmidt	369/173
D360,223	S *	7/1995	Lamber	D19/55
5,558,452	A *	9/1996	Oka et al.	401/6
D410,030	S	5/1999	Sunaga		
D441,793	S *	5/2001	Takemura	D19/51
D442,225	S *	5/2001	Lewis, Jr.	D19/47
D444,498	S	7/2001	Izushima		
D450,347	S	11/2001	Keda		
D452,274	S	12/2001	Keda		
D477,363	S *	7/2003	Baudino et al.	D19/48

D480,756	S *	10/2003	Hwang	D19/48
D536,035	S *	1/2007	Cetera	D19/51
D540,863	S *	4/2007	Qiu	D19/43
D546,886	S *	7/2007	Cetera et al.	D19/55
D558,827	S	1/2008	Feng et al.		
D562,891	S	2/2008	Qiu et al.		

OTHER PUBLICATIONS

U.S. Des. Appl. No. 29/240,732, filed on Oct. 18, 2005.

* cited by examiner

Primary Examiner—Elizabeth A Albert

(74) *Attorney, Agent, or Firm*—Marshall Gerstein & Borun LLP

(57) **CLAIM**

The ornamental design for a grip for a writing instrument, as shown and described.

DESCRIPTION

FIG. 1 is a perspective view showing our new design for a grip for a writing instrument;

FIG. 2 is a side view of the grip of FIG. 1, the opposite side view being a mirror image thereof;

FIG. 3 is a front view of the grip of FIG. 1;

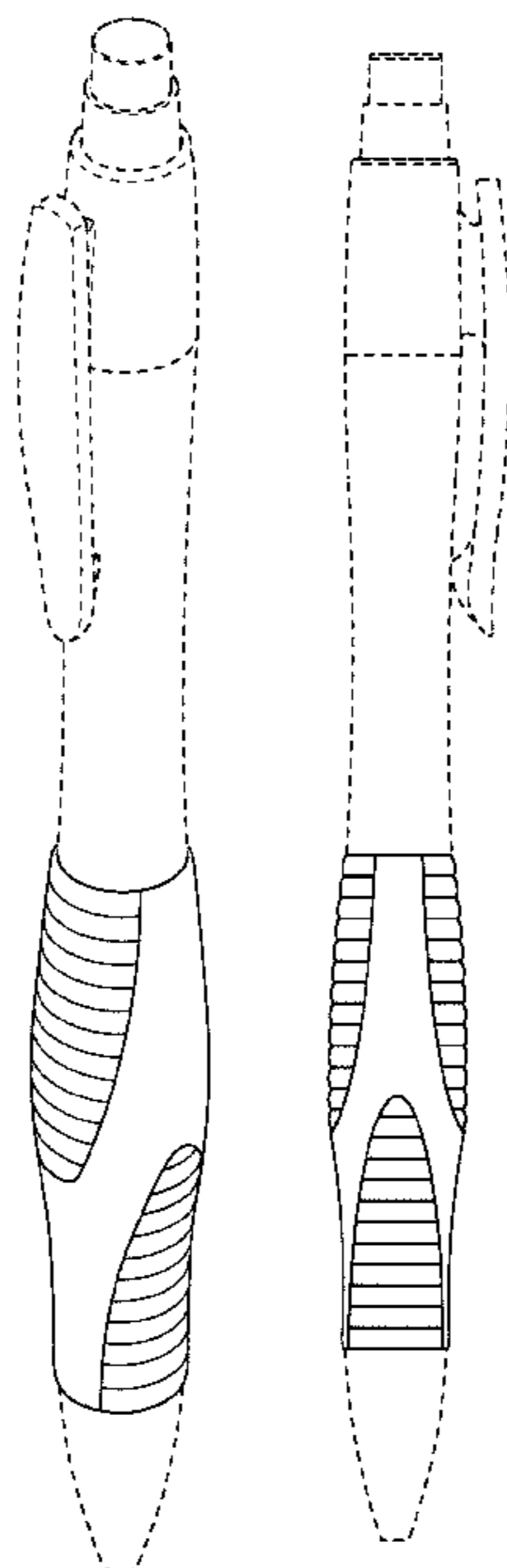
FIG. 4 is a rear view of the grip of FIG. 1;

FIG. 5 is a top plan view of the grip of FIG. 1; and,

FIG. 6 is a bottom plan view of the grip of FIG. 1.

The broken line showing of the upper part of a writing instrument and the housing for the writing tip is included for the purpose of illustrating environment and forms no part of the claimed design.

1 Claim, 2 Drawing Sheets



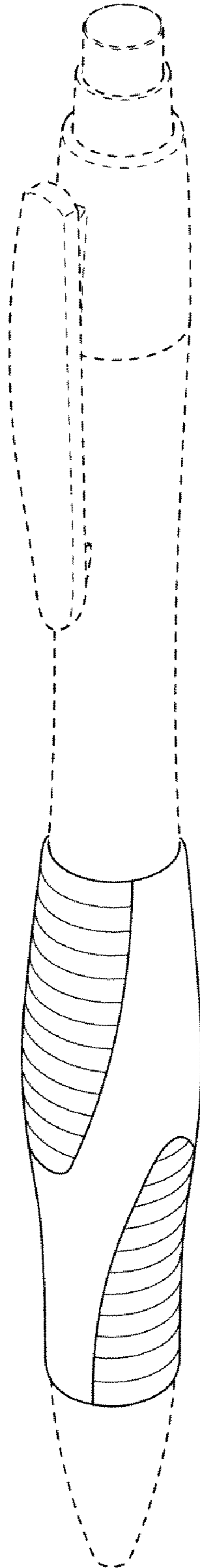


FIG. 1

FIG. 2

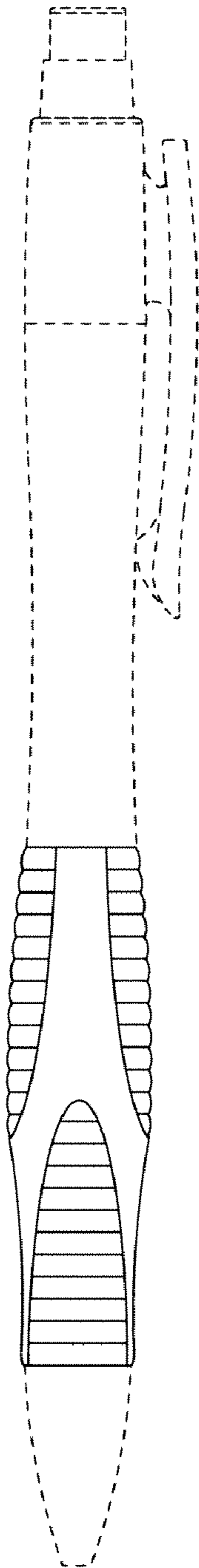


FIG. 3

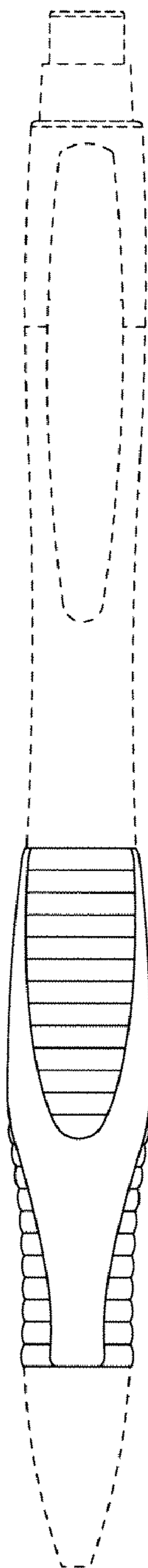


FIG. 4

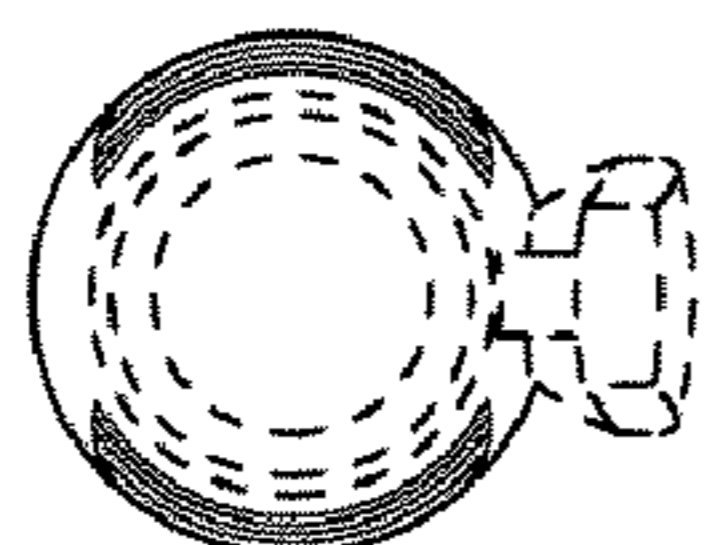
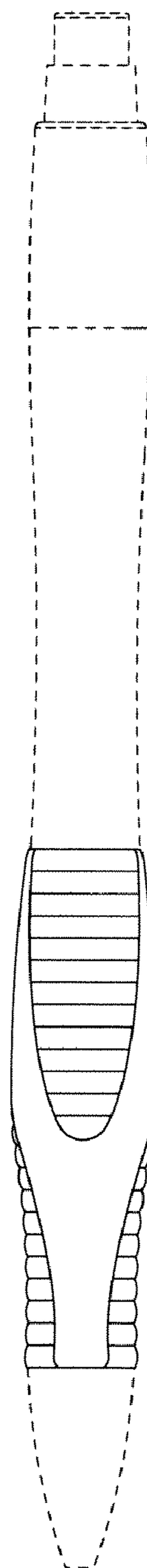


FIG. 5

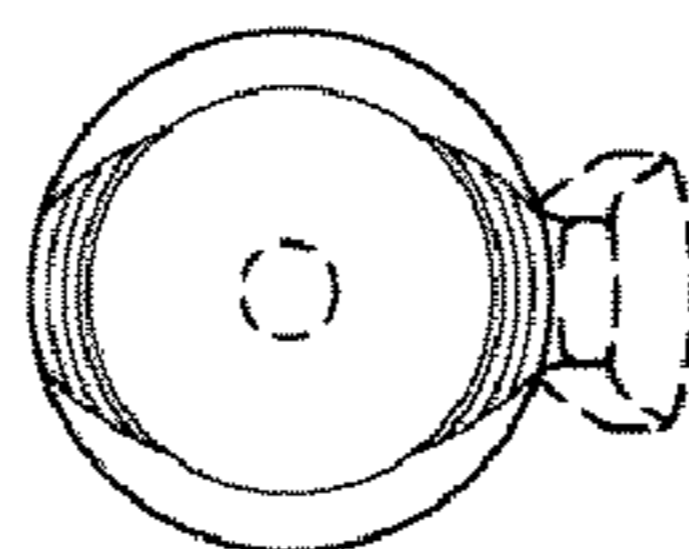


FIG. 6