



US00D579050S

(12) **United States Design Patent**
Patadia et al.

(10) **Patent No.:** **US D579,050 S**

(45) **Date of Patent:** **** Oct. 21, 2008**

(54) **WRITING INSTRUMENT**

(75) Inventors: **Sona N. Patadia**, Chicago, IL (US);
Michael A. Serafin, Orland Park, IL (US)

(73) Assignee: **Sanford, L.P.**, Oak Brook, IL (US)

(**) Term: **14 Years**

(21) Appl. No.: **29/306,930**

(22) Filed: **Apr. 18, 2008**

Related U.S. Application Data

(62) Division of application No. 29/285,399, filed on Mar. 28, 2007.

(51) **LOC (8) Cl.** **19-06**

(52) **U.S. Cl.** **D19/51**

(58) **Field of Classification Search** D19/35,
D19/36, 41-51, 53-57; 24/11 F, 11 P, 11 R;
401/52, 99, 100, 104-109, 192, 195, 196
See application file for complete search history.

(56) **References Cited**

U.S. PATENT DOCUMENTS

D410,030 S	5/1999	Sunaga	D19/48
D441,793 S *	5/2001	Takemura	D19/51
D444,498 S	7/2001	Izushima	D19/49
D450,347 S *	11/2001	Keda	D19/51
D452,274 S *	12/2001	Keda	D19/51
D508,950 S *	8/2005	Kiple et al.	D19/50
D536,035 S *	1/2007	Cetera	D19/51
D540,863 S *	4/2007	Qiu	D19/43

D546,886 S *	7/2007	Cetera	D19/55
D550,282 S *	9/2007	Neuenschwander et al.	..	D19/51
D558,827 S	1/2008	Feng et al.	D19/50
D562,891 S *	2/2008	Qiu et al.	D19/47

OTHER PUBLICATIONS

U.S. Des. Appl. No. 29/240,732, filed on Oct. 18, 2005.

* cited by examiner

Primary Examiner—Elizabeth A Albert

(74) *Attorney, Agent, or Firm*—Marshall Gerstein & Borun LLP

(57) **CLAIM**

The ornamental design for a writing instrument, as shown and described.

DESCRIPTION

FIG. 1 is a perspective view showing our new design for a writing instrument;

FIG. 2 is a side view of the writing instrument of FIG. 1, the opposite side view being a mirror image thereof;

FIG. 3 is a front view of the writing instrument of FIG. 1;

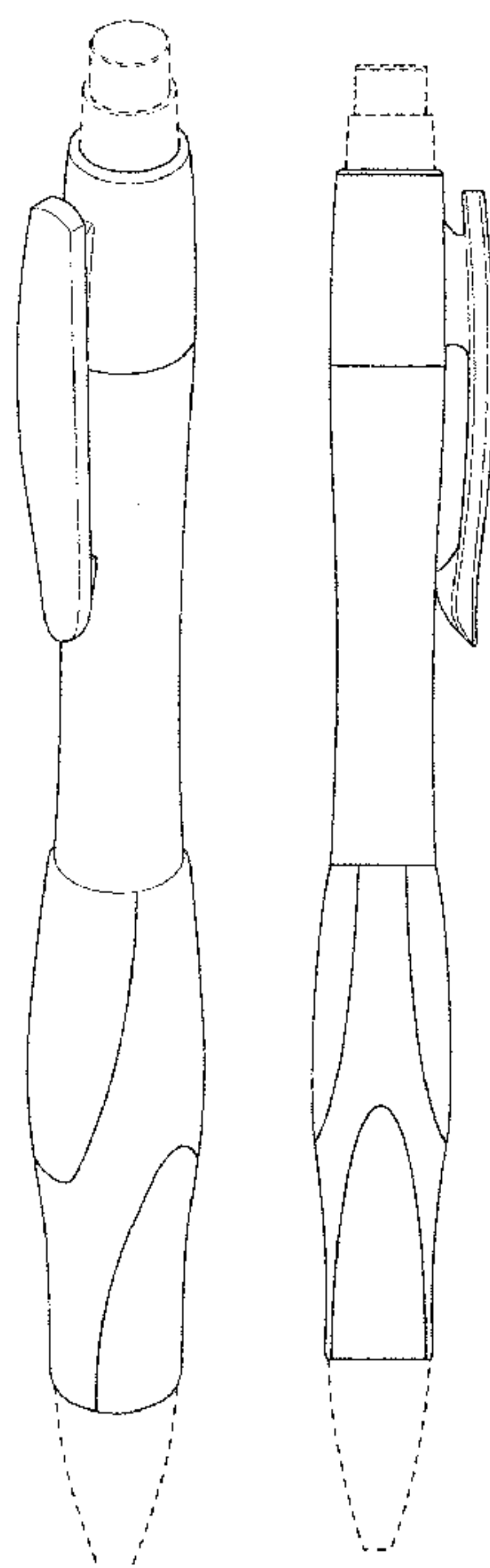
FIG. 4 is a rear view of the writing instrument of FIG. 1;

FIG. 5 is a top plan view of the writing instrument of FIG. 1; and,

FIG. 6 is a bottom plan view of the writing instrument of FIG. 1.

The broken line showing of a push button and the writing tip and its housing is included for the purpose of illustrating environment and forms no part of the claimed design.

1 Claim, 2 Drawing Sheets



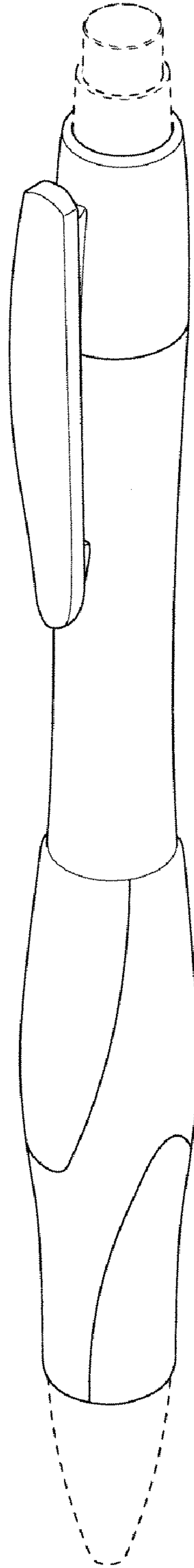


FIG. 1

FIG. 2

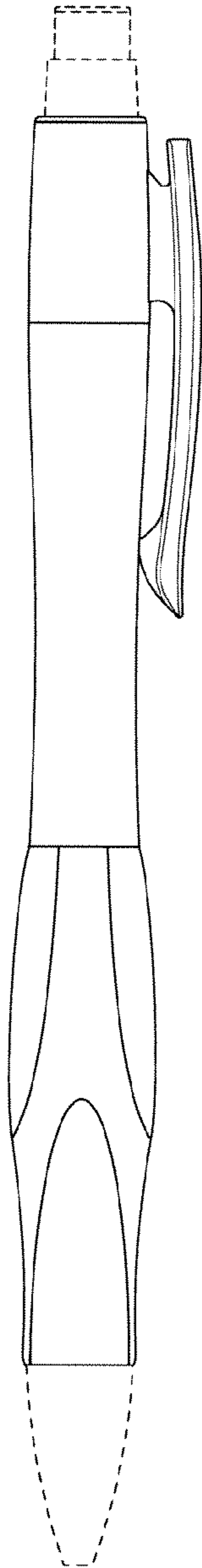


FIG. 3

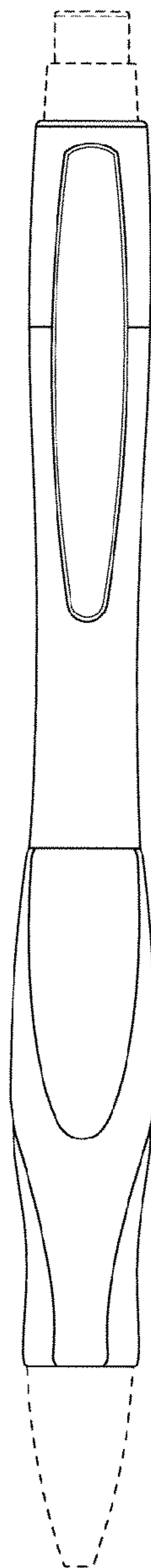


FIG. 4

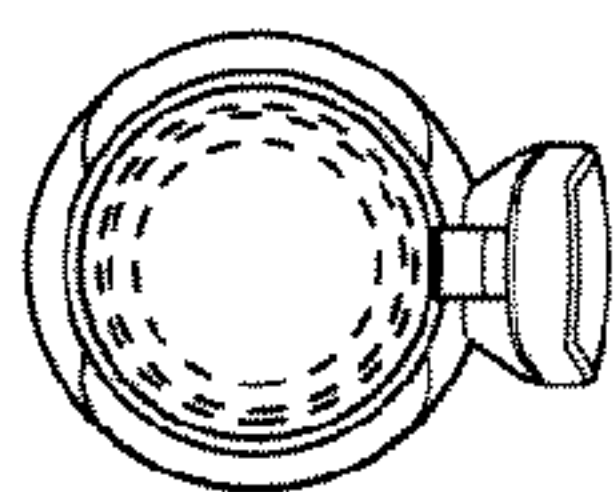
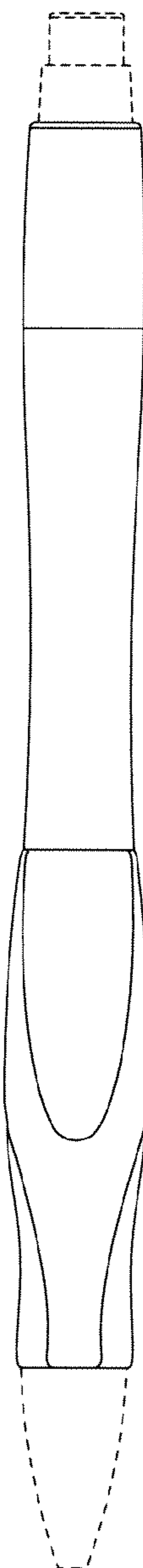


FIG. 5

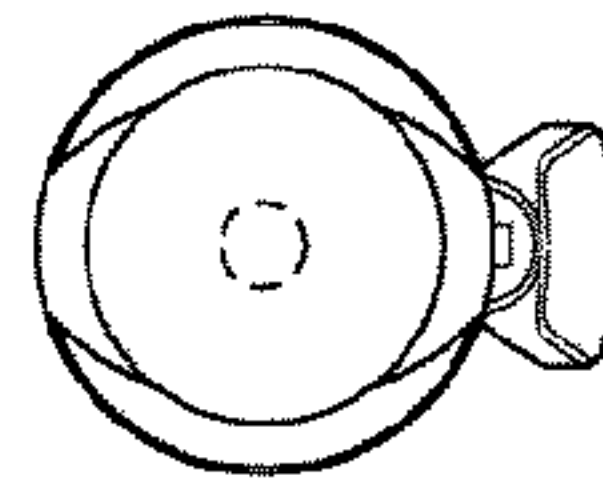


FIG. 6