



US00D579044S

(12) **United States Design Patent**  
**Lasch et al.**

(10) **Patent No.:** **US D579,044 S**  
(45) **Date of Patent:** **\*\* Oct. 21, 2008**

(54) **TRANSPARENT CARD WITH OPAQUE PORTION**

(75) Inventors: **Ellen Lasch**, New York, NY (US); **Lisa Ann Morrill Webb**, Barcombe (GB)

(73) Assignee: **American Express Travel Related Services Company, Inc.**, New York, NY (US)

(\*\*) Term: **14 Years**

(21) Appl. No.: **29/202,954**

(22) Filed: **Apr. 7, 2004**

(51) **LOC (8) Cl.** ..... **19-08**

(52) **U.S. Cl.** ..... **D19/9**

(58) **Field of Classification Search** ..... D19/1-34;  
40/124.01-124.15, 672, 661, 726, 776; 283/72,  
283/74, 75, 103, 105, 106; 206/449; D21/385;  
D20/10, 22, 27, 40, 42, 11; D14/435-437  
See application file for complete search history.

(56) **References Cited**

**U.S. PATENT DOCUMENTS**

- D396,054 S \* 7/1998 Mazzuoli ..... D19/5
- D406,861 S \* 3/1999 Leedy, Jr. .... D19/10
- D408,054 S \* 4/1999 Leedy, Jr. .... D19/9
- D414,813 S \* 10/1999 Browning ..... D20/22
- D438,562 S \* 3/2001 Webb et al. .... D19/10

- D438,563 S \* 3/2001 Webb et al. .... D19/10
- D464,355 S \* 10/2002 Burke ..... D14/436
- D481,068 S \* 10/2003 Blossom et al. .... D19/10
- D524,860 S \* 7/2006 Risafi et al. .... D19/9
- D526,012 S \* 8/2006 Dorr et al. .... D19/9
- D526,015 S \* 8/2006 Allard et al. .... D19/9
- D530,741 S \* 10/2006 Blossom ..... D19/9
- D560,717 S \* 1/2008 Robertson et al. .... D19/10

\* cited by examiner

*Primary Examiner*—Louis S Zarfaz

*Assistant Examiner*—David G Muller

(74) *Attorney, Agent, or Firm*—Snell & Wilmer L.L.P.

(57) **CLAIM**

The ornamental design for a transparent card with opaque portion, as shown and described.

**DESCRIPTION**

FIG. 1 is a front view of a first embodiment of a transparent card with opaque portion showing the design;

FIG. 2 is a rear view thereof;

FIG. 3 is a front view of a second embodiment of a transparent card with opaque portion showing the design; and,

FIG. 4 is a rear view thereof.

The broken line showing of numbers and a horizontal strip are included for the purpose of illustrating portions of the article and form no part of the claimed design.

**1 Claim, 2 Drawing Sheets**

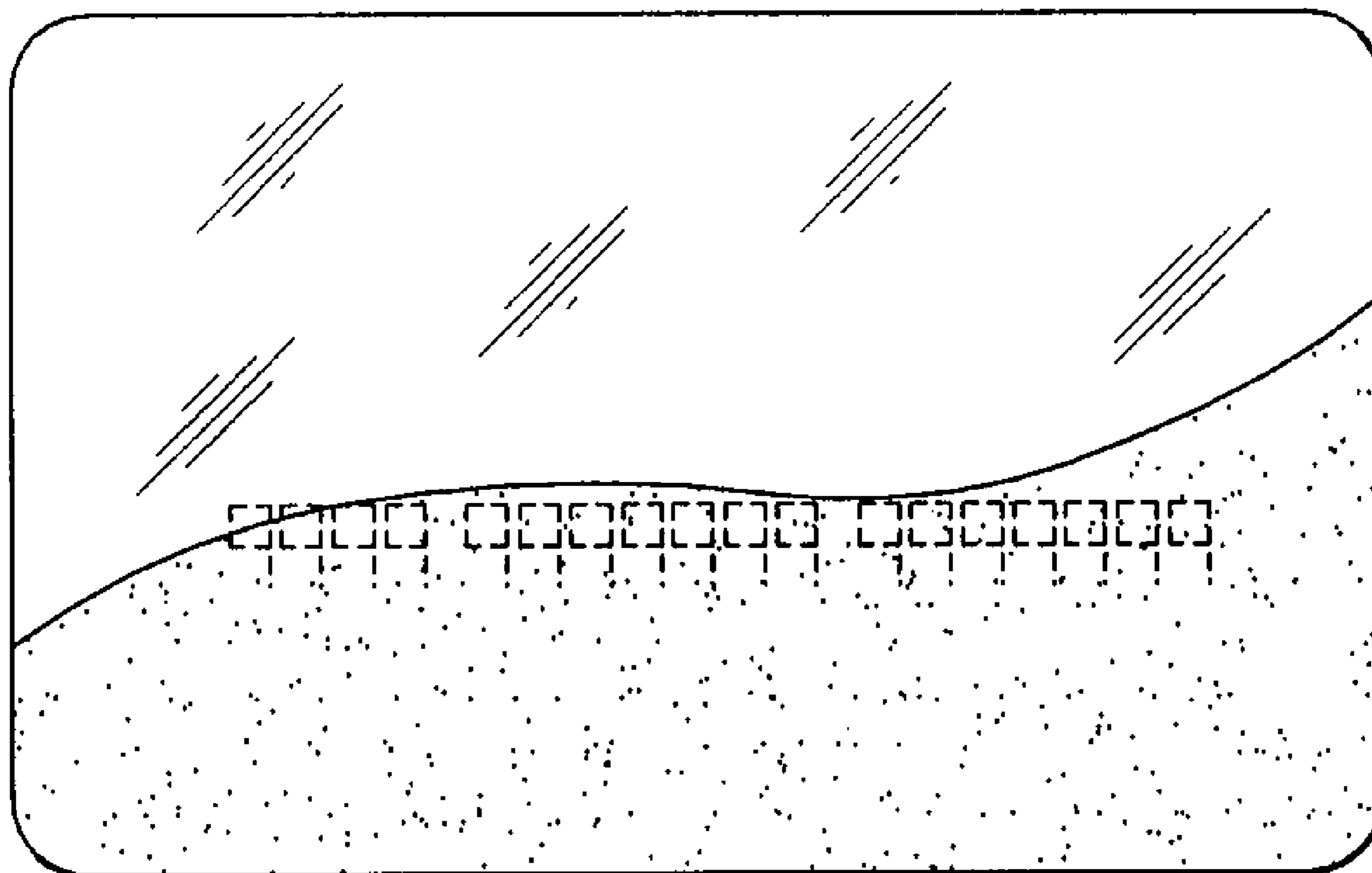


FIG. 1

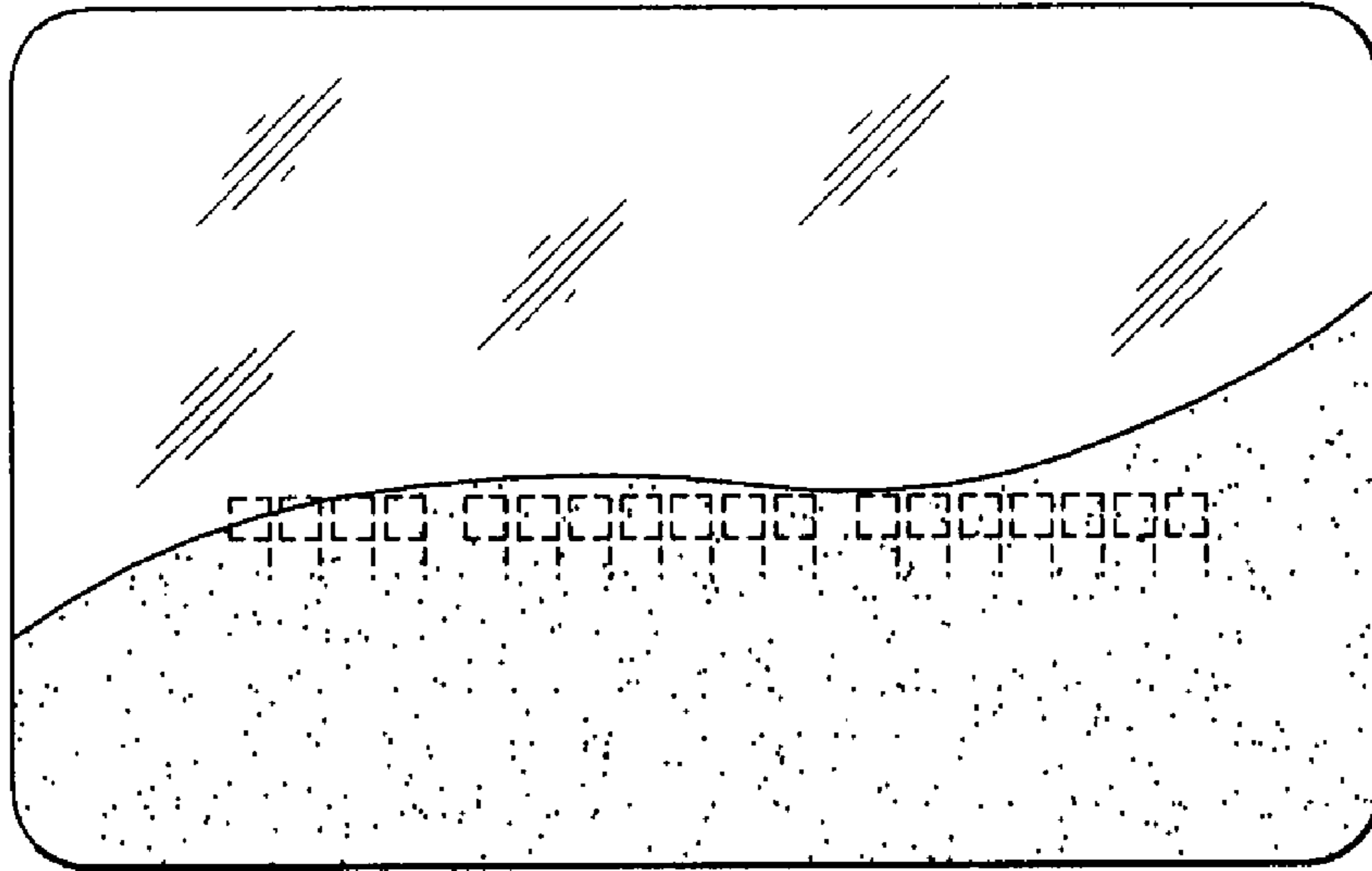


FIG. 2

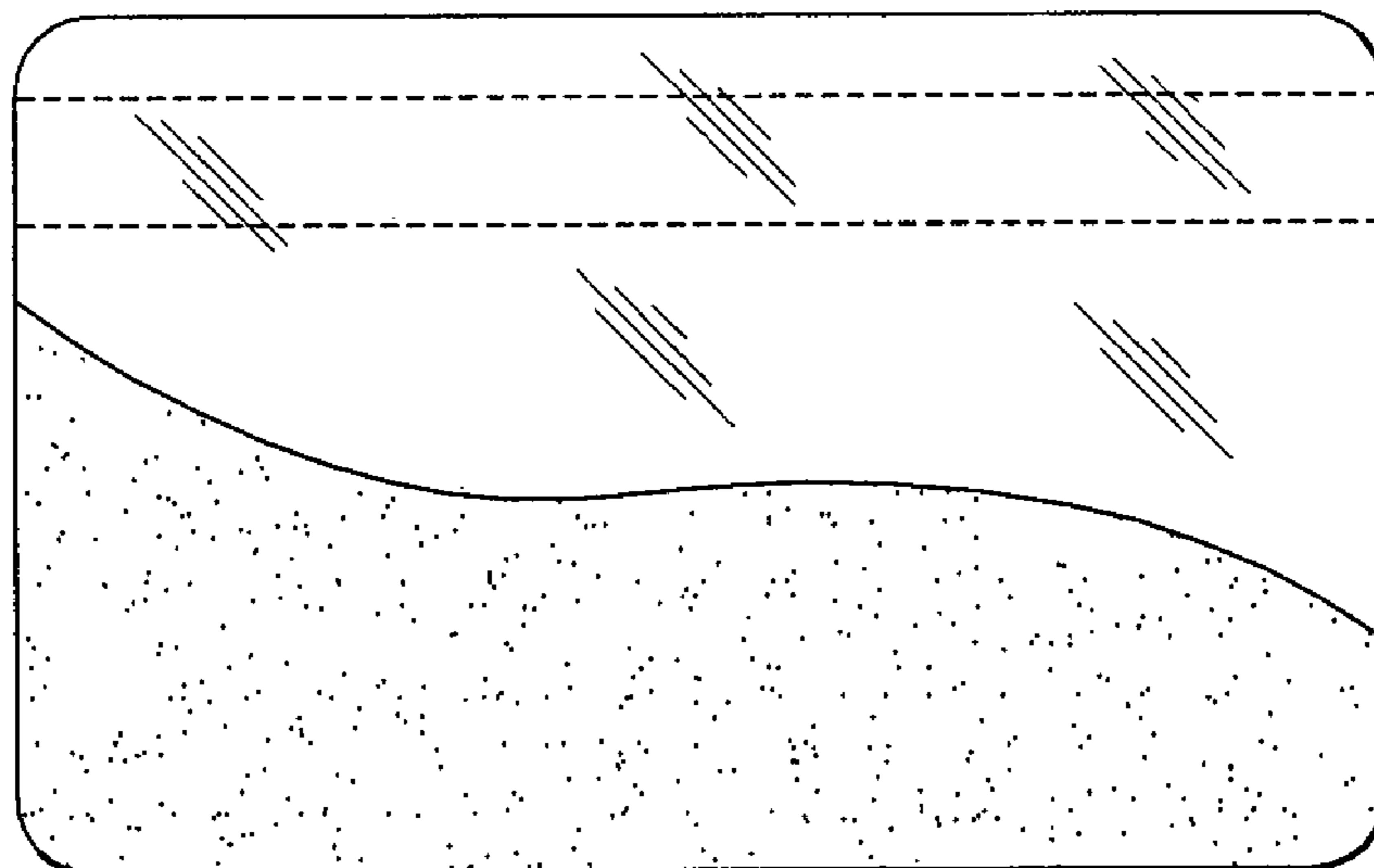


FIG. 3

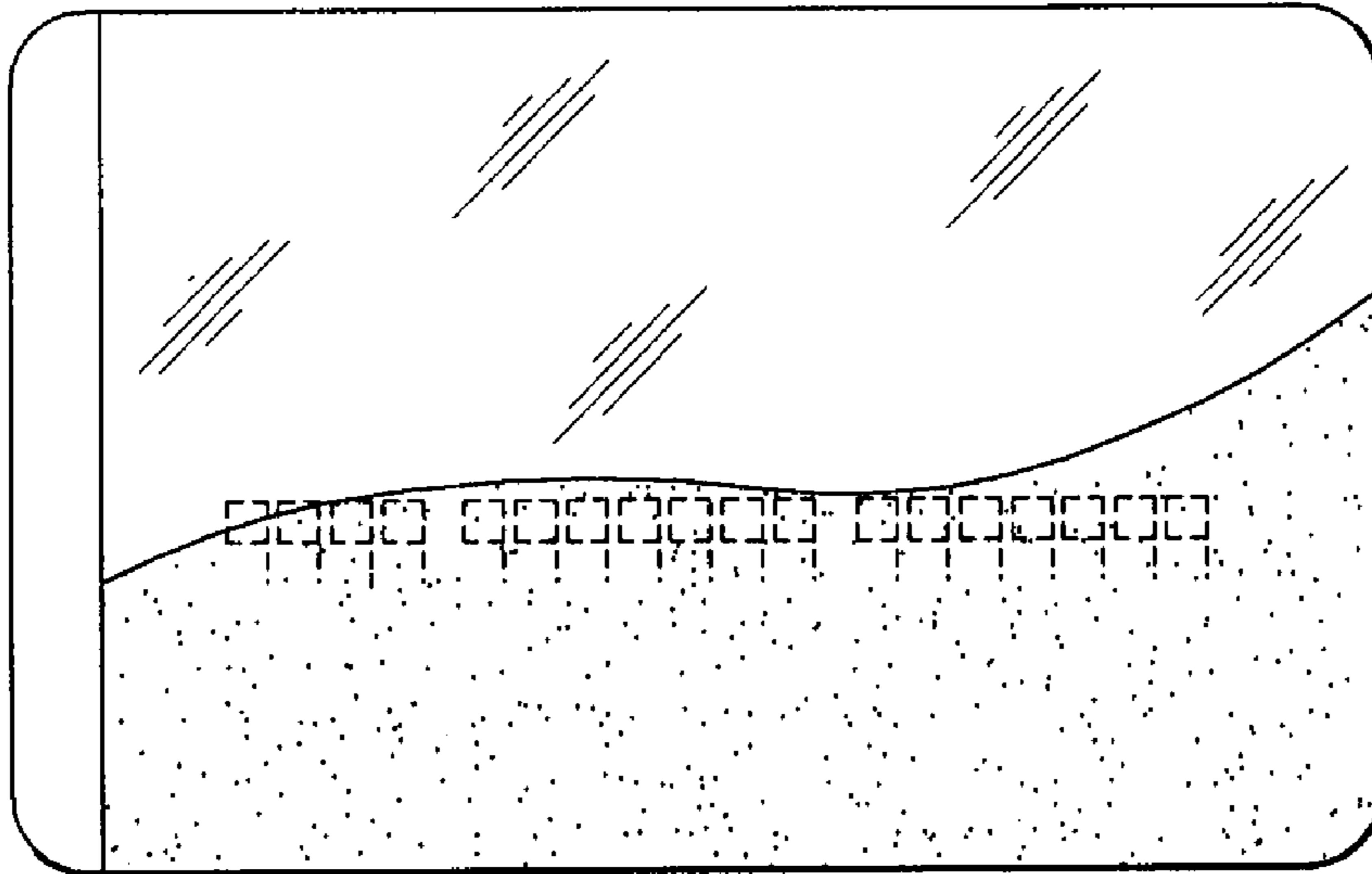


FIG. 4

