



US00D579040S

(12) **United States Design Patent**
Sato

(10) **Patent No.:** **US D579,040 S**
(45) **Date of Patent:** **** Oct. 21, 2008**

(54) **ELECTRONIC PIANO**

2007/0012162 A1* 1/2007 Saito 84/478

(75) Inventor: **Daizo Sato**, Hamamatsu (JP)

(73) Assignee: **Yamaha Corporation**, Hamamatsu-shi (JP)

(**) Term: **14 Years**

(21) Appl. No.: **29/290,591**

(22) Filed: **Dec. 19, 2007**

(30) **Foreign Application Priority Data**

Jul. 25, 2007 (JP) 2007-020144

(51) **LOC (8) Cl.** **17-01**

(52) **U.S. Cl.** **D17/9**

(58) **Field of Classification Search** D17/1,
D17/7, 9; 84/13, 17, 172, 174, 176, 423 R,
84/719, 743, 744, DIG. 1

See application file for complete search history.

(56) **References Cited**

U.S. PATENT DOCUMENTS

D546,374 S * 7/2007 Saito D17/1
D546,375 S * 7/2007 Saito D17/9
D554,692 S * 11/2007 Utsunomiya et al. D17/1
D555,190 S * 11/2007 Saito et al. D17/7
7,348,477 B2* 3/2008 Ishihara et al. 84/177

OTHER PUBLICATIONS

U.S. Appl. No. 29/290,590, Daizo Sato, filed Dec. 19, 2007.

U.S. Appl. No. 29/290,592, Daizo Sato, filed Dec. 19, 2007.

* cited by examiner

Primary Examiner—Ian Simmons

Assistant Examiner—Rashida Johnson

(74) *Attorney, Agent, or Firm*—Sughrue Mion, PLLC

(57) **CLAIM**

The ornamental design for an electronic piano, as shown and described.

DESCRIPTION

FIG. 1 is a perspective view of the top, front and left side of an electronic piano showing my new design;

FIG. 2 is a top plan view thereof;

FIG. 3 is a front elevational view thereof;

FIG. 4 is a left side elevational view thereof;

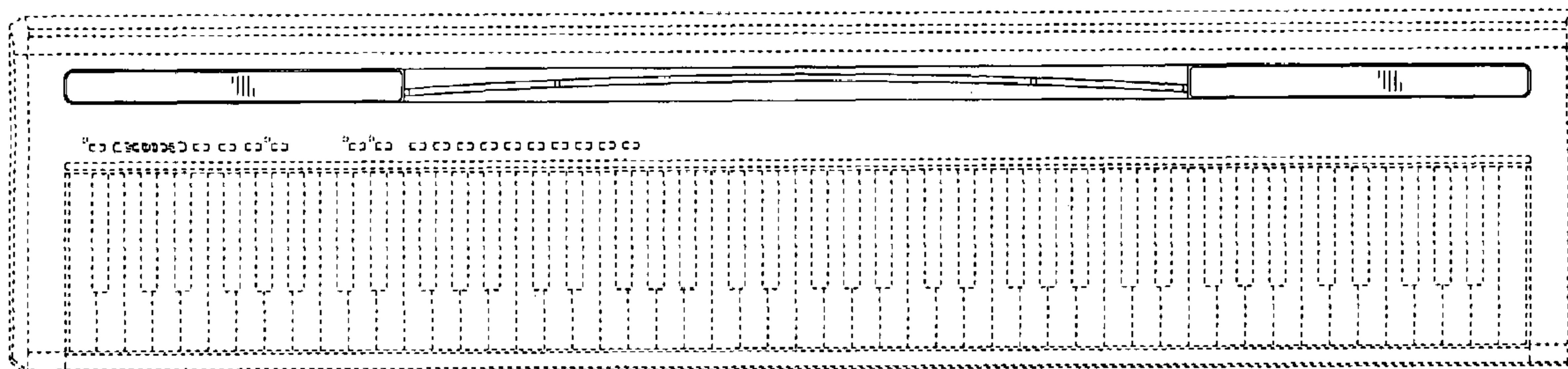
FIG. 5 is a right side elevational view thereof;

FIG. 6 is a rear elevational view thereof; and,

FIG. 7 is a bottom plan view thereof.

The portions shown in broken lines are for illustrative purposes only and form no part of the claimed design.

1 Claim, 4 Drawing Sheets



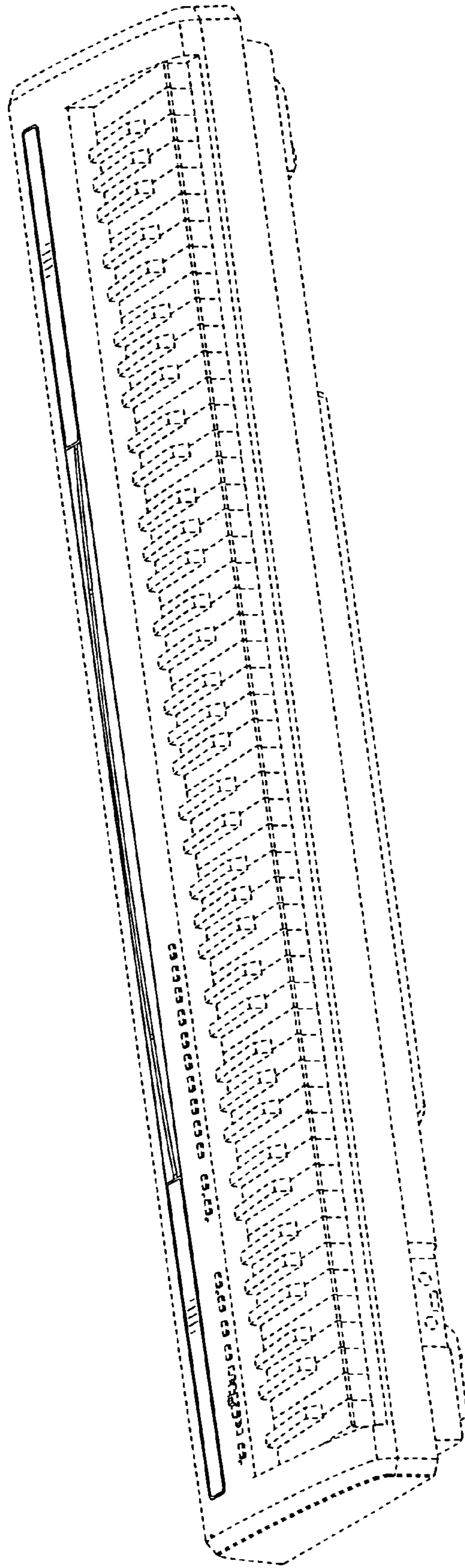


FIG. 1

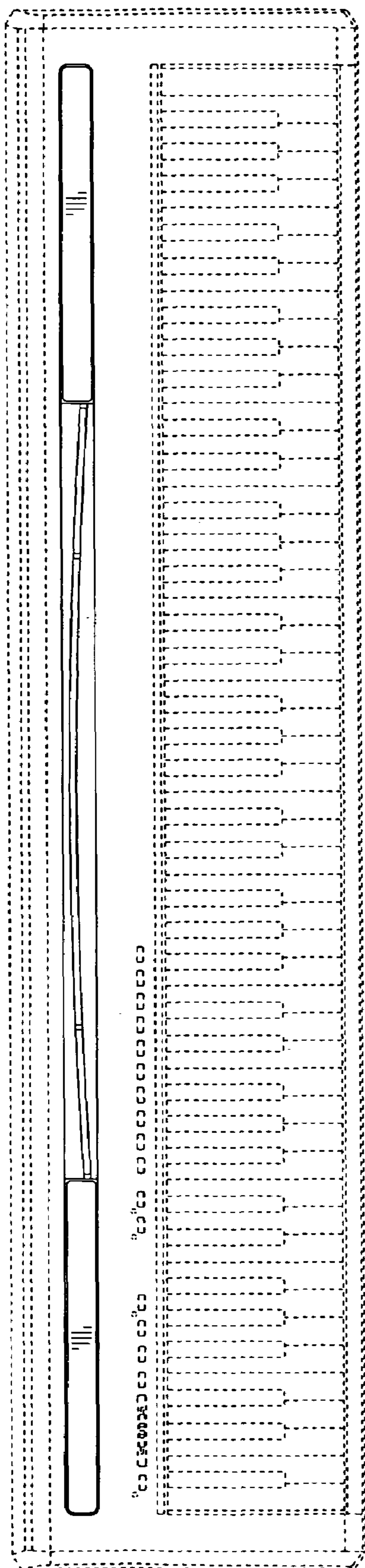


FIG. 2




FIG. 3




FIG. 4




FIG. 5




FIG. 6

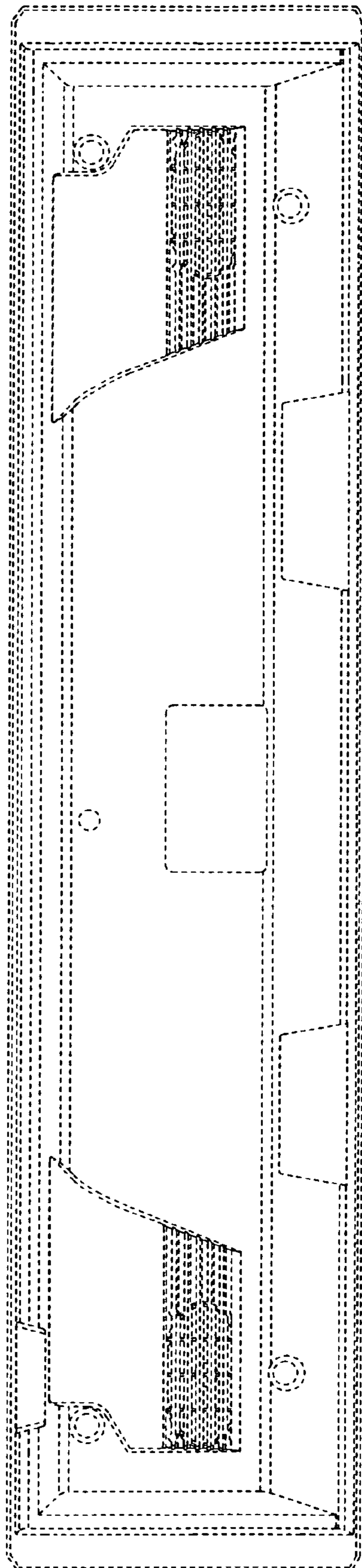


FIG. 7