

US00D579038S

(12) **United States Design Patent**
Mutz et al.

(10) **Patent No.:** **US D579,038 S**
(45) **Date of Patent:** **** Oct. 21, 2008**

(54) **HOUSING FOR AN IMAGE RECORDING
DEVICE**

(75) Inventors: **Erhard Mutz**, Waldsolms (DE); **Volker
Tautz**, Wetzlar (DE); **Armin
Schlierbach**, Leun (DE); **Norbert
Müller**, Asslar (DE)

(73) Assignee: **Carl Zeiss Sports Optics GmbH**,
Wetzlar (DE)

(**) Term: **14 Years**

(21) Appl. No.: **29/272,740**

(22) Filed: **Feb. 16, 2007**

(51) **LOC (8) Cl.** **16-01**

(52) **U.S. Cl.** **D16/202**

(58) **Field of Classification Search** D16/200–205,
D16/218; D21/514; 348/373–376; 358/906;
396/535, 540, 541

See application file for complete search history.

(56) **References Cited**

U.S. PATENT DOCUMENTS

D245,934 S * 9/1977 Donaldson D21/514
D332,473 S * 1/1993 Chan D21/514
D335,296 S * 5/1993 Lee D16/202
D347,850 S * 6/1994 Takano et al. D16/202

D354,504 S * 1/1995 Cha D16/202
D359,499 S * 6/1995 Gower et al. D16/202
D393,651 S * 4/1998 Cha D16/202
2006/0274184 A1 * 12/2006 Hayashi 348/373

FOREIGN PATENT DOCUMENTS

DE 20 2006 004 094.3 3/2006

* cited by examiner

Primary Examiner—Adir Aronovich

(74) *Attorney, Agent, or Firm*—Walter Ottesen

(57) **CLAIM**

The ornamental design for a housing for an image recording
device, as shown and described.

DESCRIPTION

FIG. 1 is a perspective view of a housing for an image record-
ing device showing our new design;

FIG. 2 is a right side elevation view of said housing of FIG. 1;

FIG. 3 is a top plan view of said housing of FIG. 1;


FIG. 4 is a left side elevation view of said housing of FIG. 1;

FIG. 5 is a bottom plan view of said housing of FIG. 1;

FIG. 6 is a front elevation view of said housing of FIG. 1; and,

FIG. 7 is a rear elevation view of said housing of FIG. 1.

1 Claim, 3 Drawing Sheets






FIG. 1

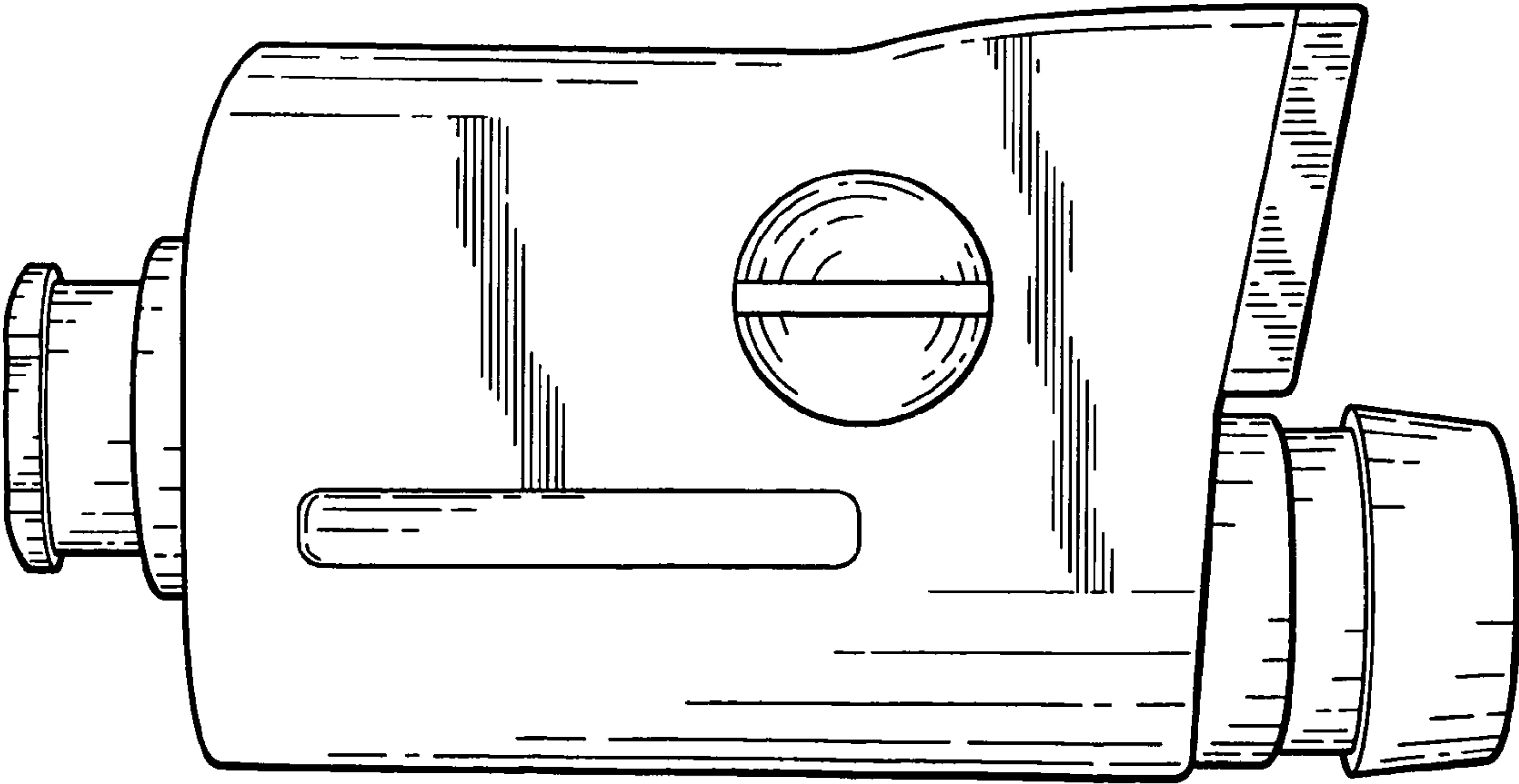


FIG. 2




FIG. 3

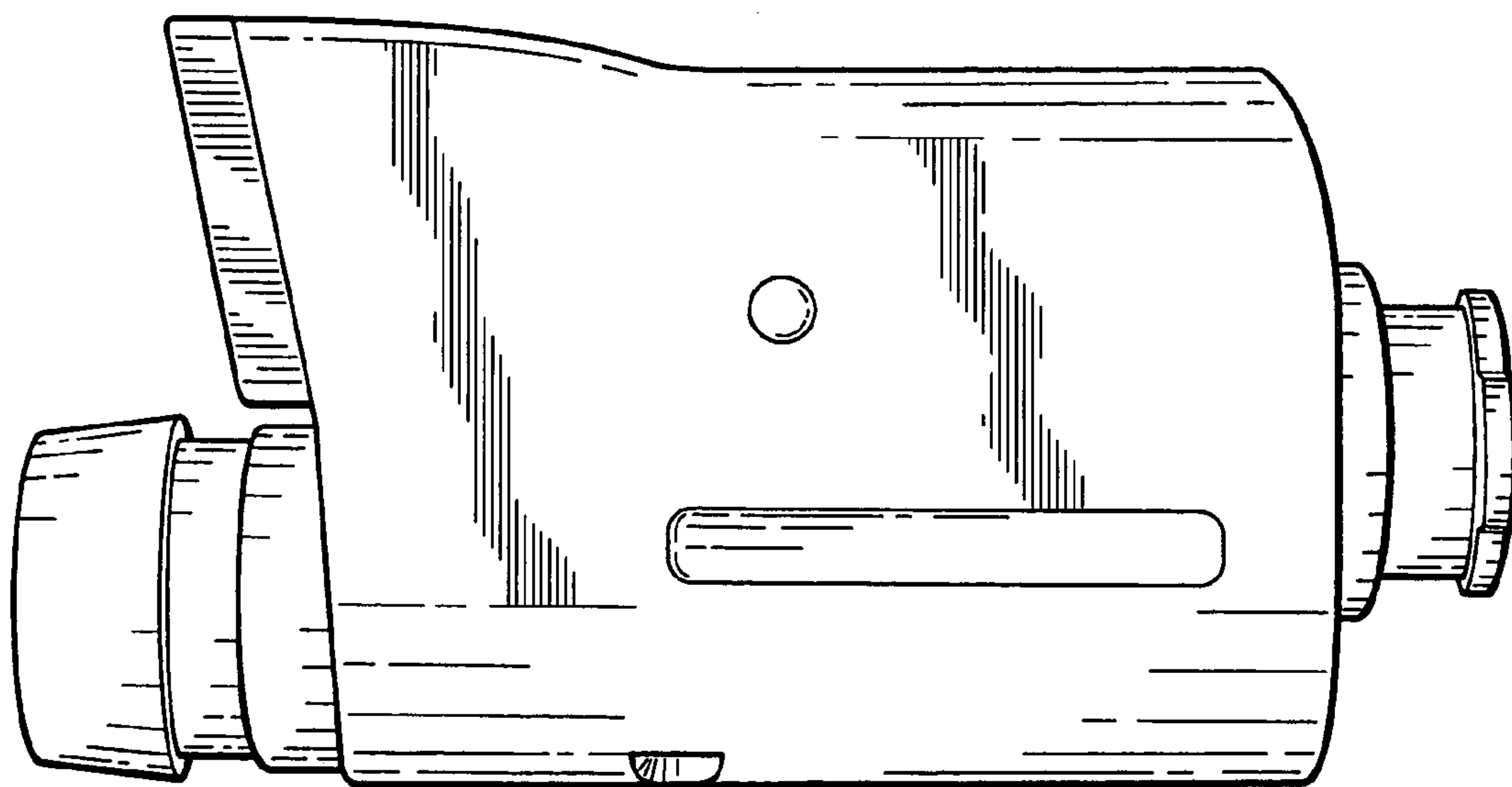


FIG. 4

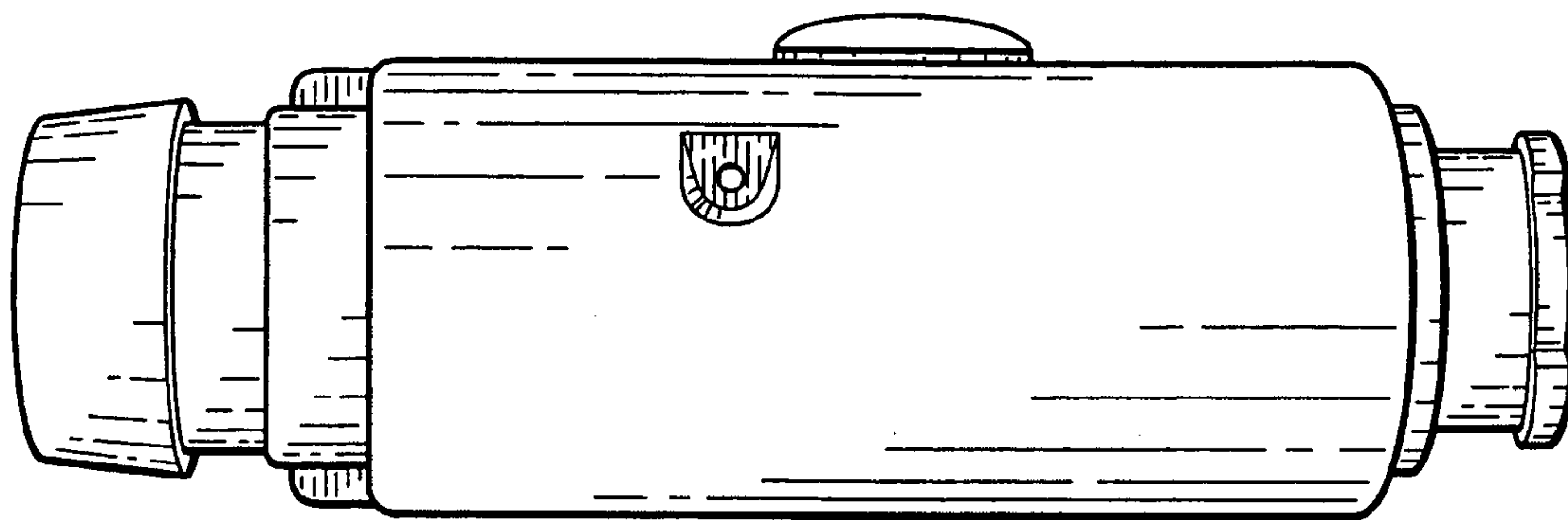


FIG. 5




FIG. 6

FIG. 7

