



US00D579034S

(12) **United States Design Patent**
Chang

(10) **Patent No.:** **US D579,034 S**

(45) **Date of Patent:** **** Oct. 21, 2008**

(54) **ELECTRIC SEALER**

(76) **Inventor:** **Richard Chang**, 4th Fl., No. 276, Sec. 1,
Ta Tung Rd., Hsi Chih City, Taipei (TW)

(**) **Term:** **14 Years**

(21) **Appl. No.:** **29/300,802**

(22) **Filed:** **May 15, 2008**

(30) **Foreign Application Priority Data**

Apr. 3, 2008 (TW) 97301985

(51) **LOC (8) Cl.** **15-99**

(52) **U.S. Cl.** **D15/146**

(58) **Field of Classification Search** D6/436;
D8/49, 50, 105; D15/144, 145, 146; 53/373,
53/374.8, 374.9, 390, 405, 432-434, 510-512,
53/DIG. 2; 156/497, 515, 583.1-583.91;
219/227, 229, 230, 233, 240, 243

See application file for complete search history.

(56) **References Cited**

U.S. PATENT DOCUMENTS

D295,014 S *	4/1988	Ebihara	D8/49
D302,102 S *	7/1989	Amagaya	D8/105
D328,750 S *	8/1992	Chou	D15/146
D332,732 S *	1/1993	Matsuno	D8/50
D352,434 S *	11/1994	Chi	D8/50
D401,950 S *	12/1998	Chou	D15/146
D411,554 S *	6/1999	Lee	D15/146
6,064,038 A *	5/2000	Chou et al.	219/233
D478,799 S *	8/2003	Chi Kuo	D8/50

D508,345 S *	8/2005	Mendini	D6/436
D514,907 S *	2/2006	Kent et al.	D8/50
D517,391 S *	3/2006	Leins	D8/105
D528,137 S *	9/2006	Huang	D15/146
D534,192 S *	12/2006	Kiple et al.	D15/145
D542,315 S *	5/2007	Chang	D15/146
2002/0070206 A1 *	6/2002	Chou et al.	219/243

* cited by examiner

Primary Examiner—Sandra Snapp

Assistant Examiner—Patricia Palasik

(74) *Attorney, Agent, or Firm*—Bacon & Thomas, PLLC

(57) **CLAIM**

The ornamental design for an electric sealer, as shown and described.

DESCRIPTION

FIG. 1 is a perspective view of an electric sealer showing my new design;

FIG. 2 is a front elevational view thereof;

FIG. 3 is a rear elevational view thereof;

FIG. 4 is a left side elevational view thereof;

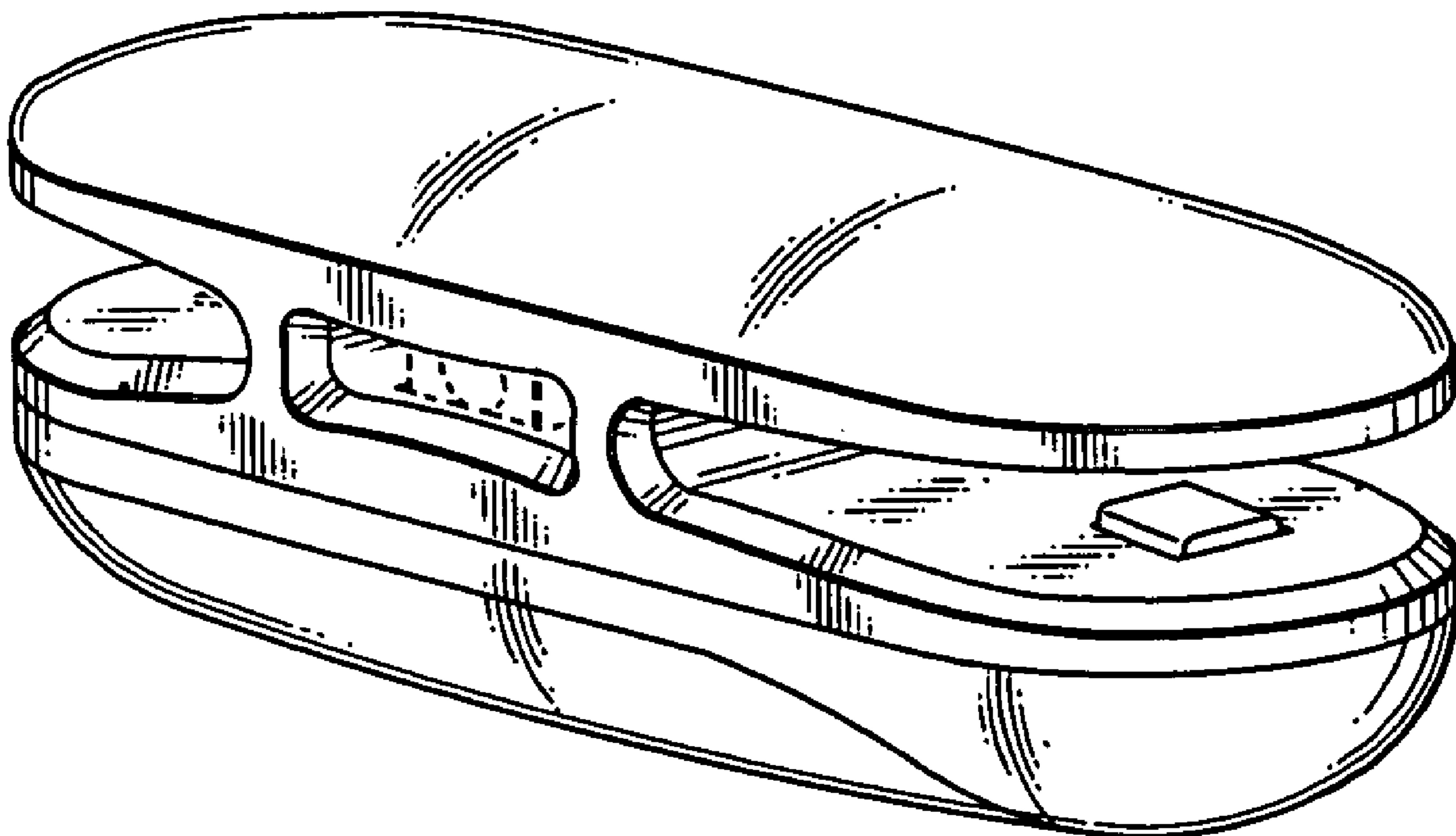
FIG. 5 is a right side elevational view thereof;

FIG. 6 is a top plan view thereof; and,

FIG. 7 is a bottom plan view thereof.

The broken line showing of the electric sealer is included for the purpose of illustrating portions of the electric sealer and forms no part of the claimed design.

1 Claim, 3 Drawing Sheets



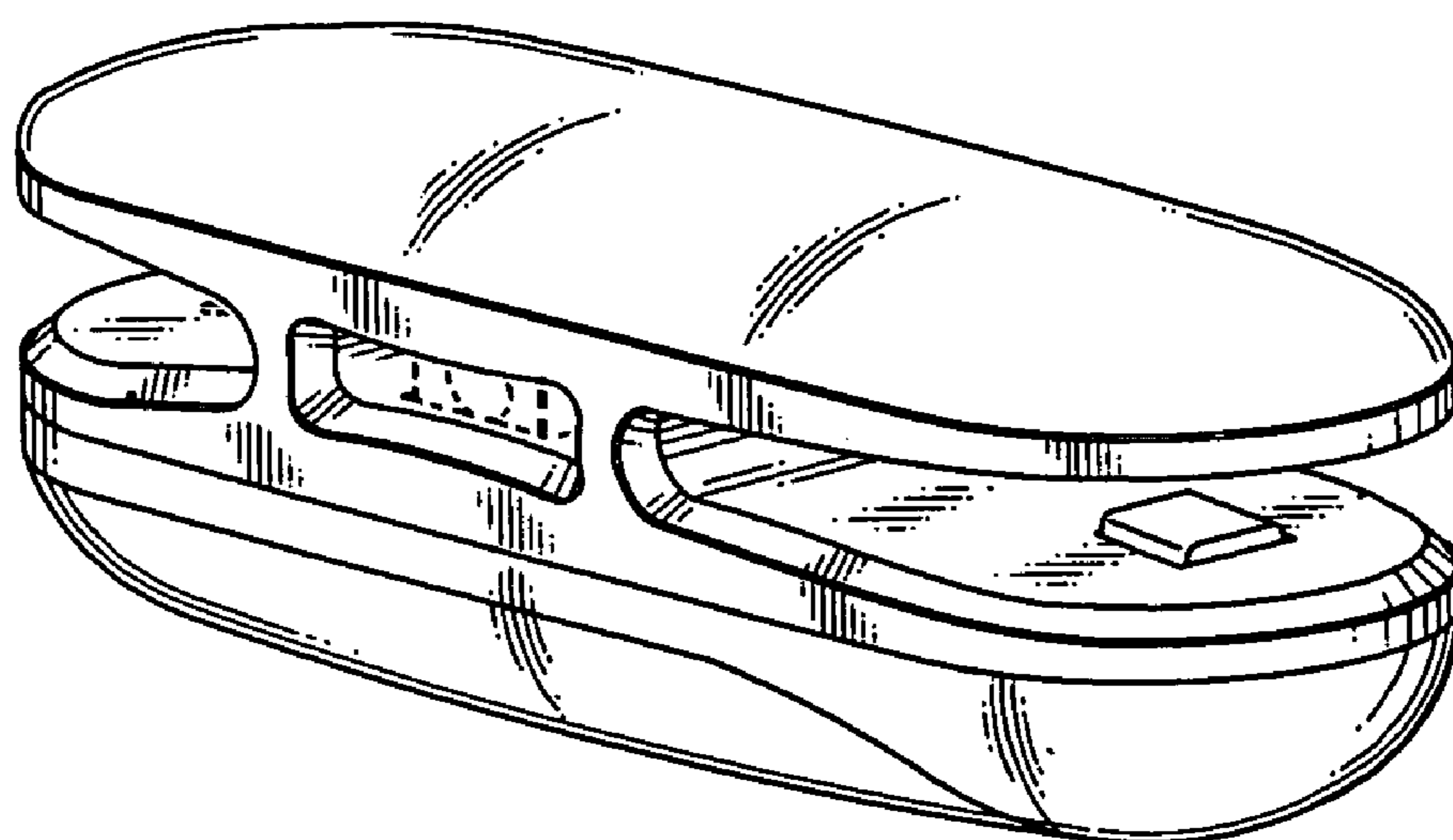


FIG. 1

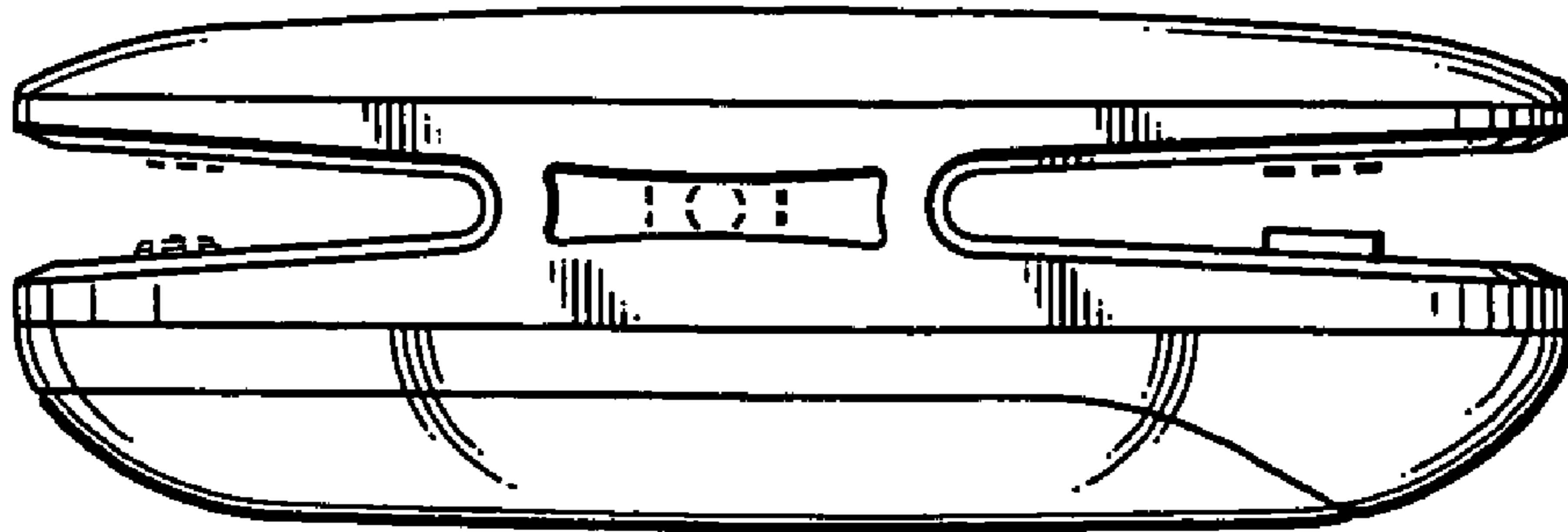


FIG. 2

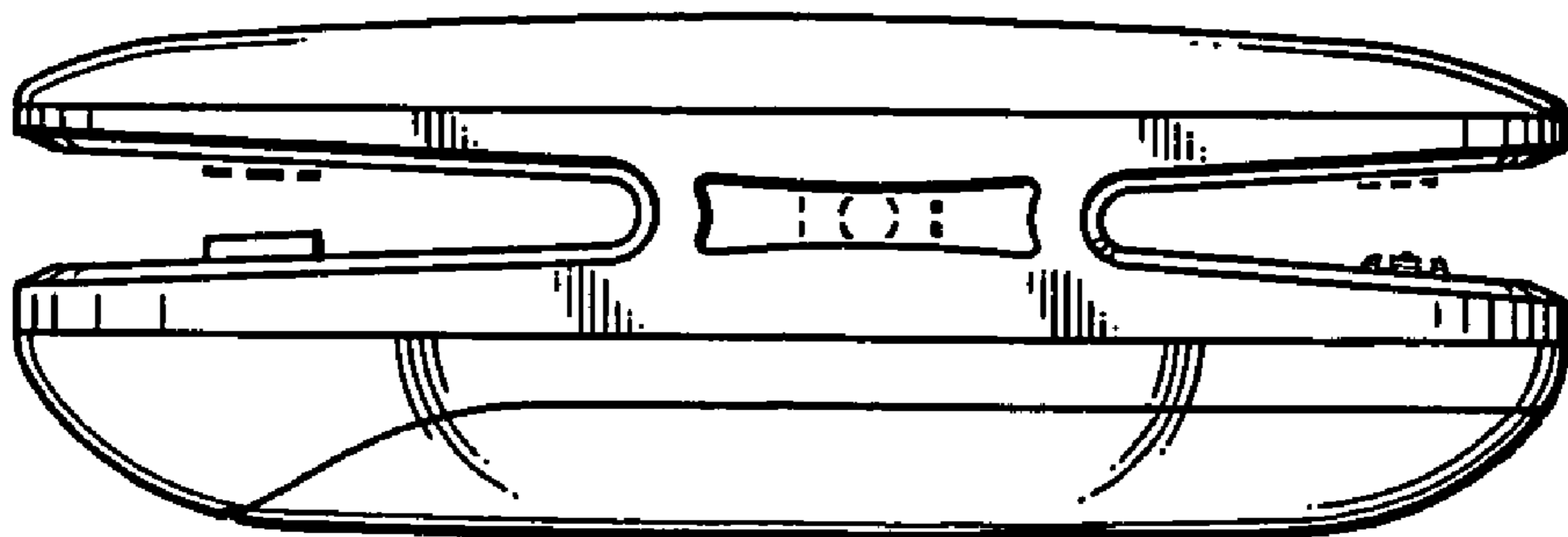


FIG. 3

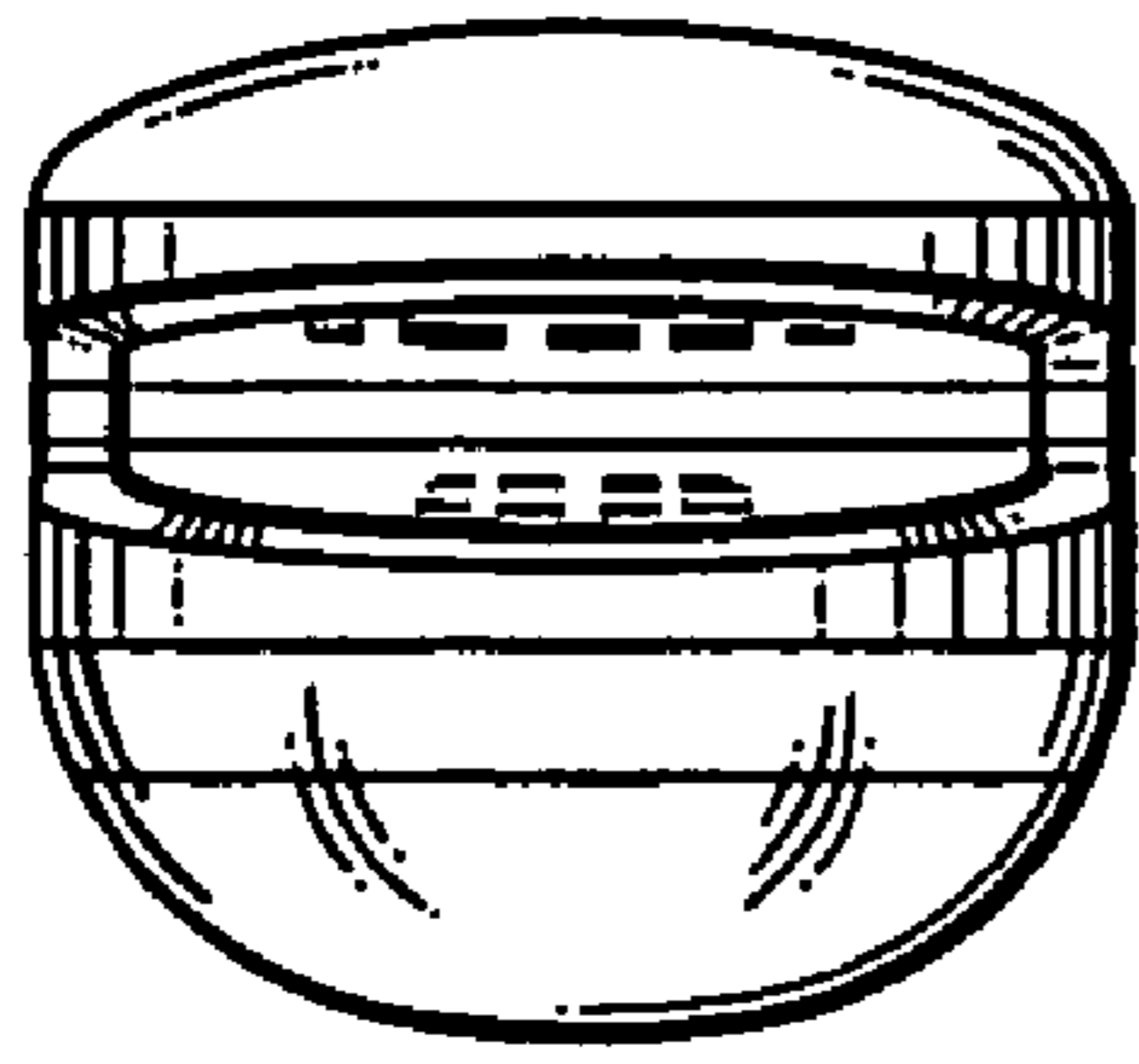


FIG. 4

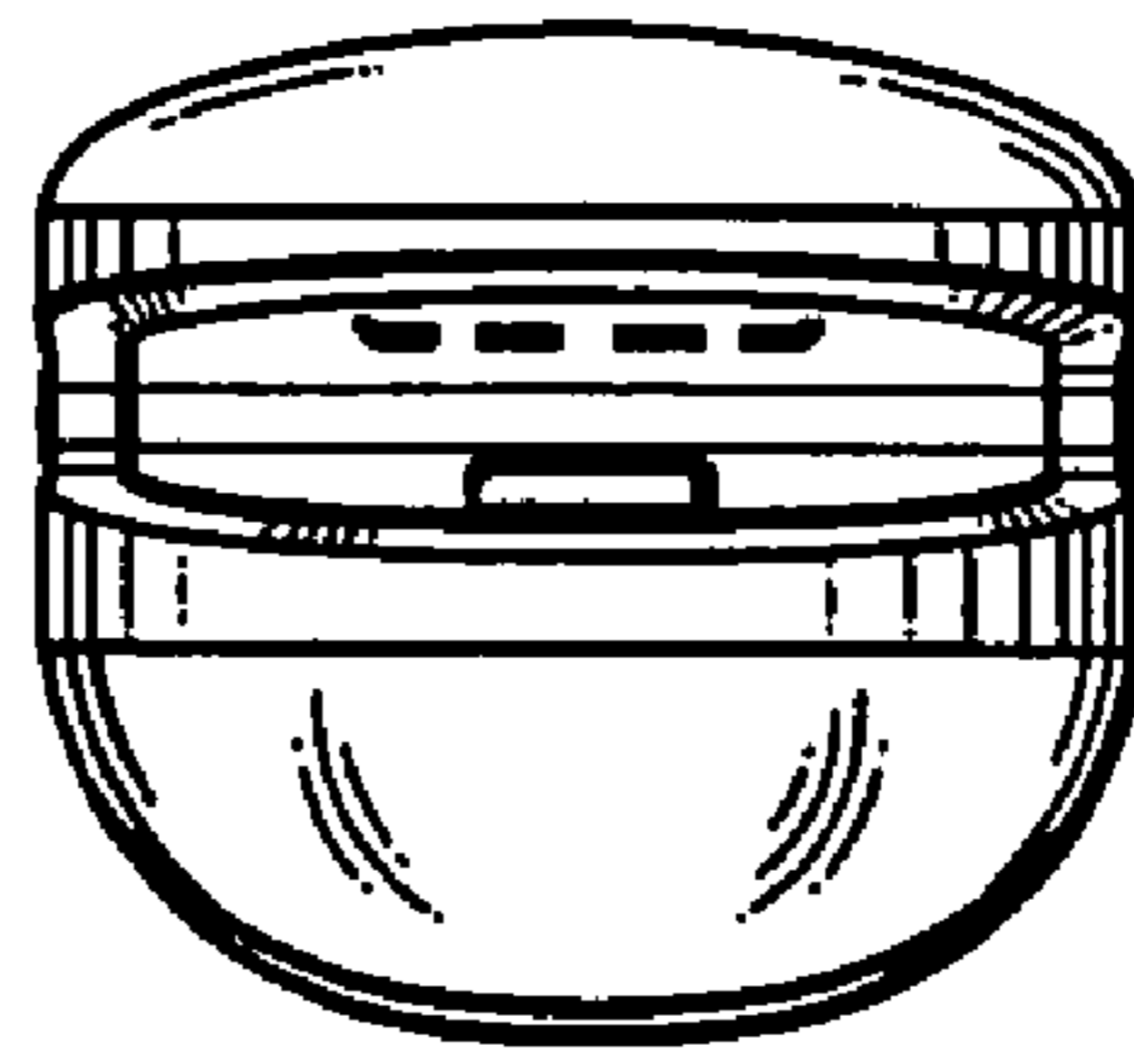


FIG. 5




FIG. 6




FIG. 7